CITY OF COALINGA
The Sunny Side of the Valley

CITY COUNCIL/SUCCESSOR AGENCY/PUBLIC FINANCE AUTHORITY MEETING AGENDA

July 17, 2025
6:00 PM

The Mission of the City of Coalinga is to provide for the preservation of the community character by delivering quality, responsive City services, in an efficient and cost-effective manner, and to develop, encourage, and promote a diversified economic base in order to ensure the future financial stability of the City for its citizens.

Notice is hereby given that the City Council will hold a Meeting, on July 17, 2025 in the City Council Chambers located at 155 West Durian, Coalinga, CA. Persons with disabilities who may need assistance should contact the City Clerk at least 24 hours prior to this meeting at 935-1533 x113. Anyone interested in translation services should contact the City Clerk at least 24 hours prior to the meeting at 935-1533 x113. The Meeting will begin at 6:00 p.m. and the agenda will be as follows:

1. CALL TO ORDER

1. Pledge of Allegiance
2. Changes to the Agenda
3. Council's Approval of Agenda

2. AWARDS, PRESENTATIONS, APPOINTMENTS AND PROCLAMATIONS

1. Presentation of Westlands Water District 2025 West Side Scholarship Awards
2. Mid Valley Disposal Quarterly Update
3. Proclamation - National Night Out
4. Department Updates
5. Derrick Reservoir Rehabilitation Project Update - Henry Liang, MKN & Associates
6. Code Enforcement Report June 2025, Yaneth Ibarra, Code Enforcement Officer

3. CITIZEN COMMENTS

This section of the agenda allows members of the public to address the City Council on any item within the jurisdiction of the Council. Members of the public, when recognized

by the Mayor, should come forward to the lectern, identify themselves and use the microphone. Comments are normally limited to three (3) minutes. In accordance with State Open Meeting Laws, no action will be taken by the City Council this evening and all items will be referred to staff for follow up and a report.

Citizen Comments submitted in writing to the City Clerk by 5:00pm on the day of the City Council meeting shall be distributed to the City Council and included in the record, however they will not be read.

4. PUBLIC HEARINGS

1. Public Hearing and Adoption of Resolution No. 4262 Approving the Local Government Plan and Authorizing the Interim City Manager to Execute the Permanent Local Housing Allocation Program (PLHA) Amendment Plan, Streamline Application, and Standard Agreement if Awarded

   Sean Brewer, Interim City Manager

5. CONSENT CALENDAR

1. Approve MINUTES - June 18, 2025 (SPECIAL - 5pm)
2. Approve MINUTES - June 18, 2025 (SPECIAL - 6pm)
3. Approve MINUTES - July 2, 2025 (SPECIAL - 8am)
4. Check Register: 5/01/2025-5/31/2025
5. Information Only: FY24/25 Budget Report and Fund Balance for Yearend 06/30/2025 (Unaudited)
6. Authorize the Police Department to Enter into a New Contract with Axon to Replace and Update Body Cameras and Tasers
7. Adopt Resolution No. 4278 for the Measure C Extension Local Transportation Purposes Pass-Through Projects and Program Funds Apportionment for FY2025-2026 and Authorize the City Manager to Sign and Submit the Local Transportation Pass Through Revenues Certification and Claim
8. Approval of Amendment No. 2 to the Construction Management Agreement with MKN & Associates for the Derrick Reservoir Rehabilitation Project
9. Approval of Professional Services Agreement with Pacific Engineering and Consulting for Phase II MS4 Stormwater Regulatory Compliance Assistance
10. Authorize City Manager to Approve Engagement Letter received from Price Paige & Company for Consulting Services related to Preparation of Fiscal Year 2024-2025 Audit
11. Authorize the Fresno Sheriff's Office to Assist the Coalinga Police Department with Evening Dispatch Service Coverage on an Interim Basis Due to an Immediate Need Until a Formal MOU is Considered in August
12. Strategic Plan Implementation - Envision Coalinga Project List Monthly Update (June 2025)
13. Adopt Resolution No. 4279 Confirming Diagram and Assessment Annual Levy for the Landscape Maintenance and Lighting District No. 1993-1A for FY 2025/2026
14. Approval of the City Manager Employment Agreement

6. ORDINANCE PRESENTATION, DISCUSSION AND POTENTIAL ACTION ITEMS

1. Approve Bid Award to Optimized Investment Partners, LLC and Authorize the Interim City Manager to Execute a Professional Services Agreement for Investment Advisory and Managerment Services

   Mai Vang, Financial Services Director

2. Discussion, Direction and Potential Action Regarding Revisions to the City Council Code of Conduct, Councilmember Rights and Duties, Procedures for Filling Vacancies, and City Treasurer Responsibilities

   Mario Zamora, City Attorney

3. Discussion, Direction and Potential Action related to Imposing a Vacancy Tax or Vacancy Fee on Commercial Properties

   Sean Brewer, Interim City Manager

4. Council Consideration of Project Scope, Cost and Council Selection of Tree Well Color for Elm Avenue Tree Well Replacement Project

   Sean Brewer, Interim City Manager

7. ANNOUNCEMENTS

1. City Manager's Announcements
2. Councilmembers' Announcements/Reports
3. Mayor's Announcements

8. FUTURE AGENDA ITEMS

9. CLOSED SESSION

1. CONFERENCE WITH LABOR NEGOTIATORS – Government Code 54957.6. CITY NEGOTIATORS: Interim City Manager, Sean Brewer and City Attorney, Mario Zamora. EMPLOYEE (ORGANIZATION): Non-Safety

2. CONFERENCE WITH LABOR NEGOTIATORS – Government Code 54957.6. CITY NEGOTIATORS: Interim City Manager, Sean Brewer and City Attorney, Mario Zamora. EMPLOYEE (ORGANIZATION): General Employees

3. CONFERENCE WITH LABOR NEGOTIATORS – Government Code 54957.6. CITY NEGOTIATORS: Interim City Manager, Sean Brewer and City Attorney, Mario Zamora. EMPLOYEE (ORGANIZATION): Police Officers Association

4. Real Property Negotiations - Government Code Section 54956.8. Conference with Real Property Negotiators. PROPERTY(S): 150 W. Elm Ave, Coalinga, CA and 270 S. 6th Street, Coalinga, CA 93210. CITY NEGOTIATOR: Interim City Manager, Sean Brewer; NEGOTIATING PARTIES: City of Coalinga, and Gimme Love Animal Shelter. UNDER NEGOTIATION: Price, Terms and Conditions of a Property Lease & Use Agreement.

5. PUBLIC EMPLOYEE APPOINTMENT - Government Code Section 54957. Title: City Manager

10. CLOSED SESSION REPORT

Closed Session: A "Closed" or "Executive" Session of the City Council, Successor Agency, or Public Finance Authority may be held as required for items as follows: personnel matters;

labor negotiations; security matters; providing instructions to real property negotiators; legal counsel regarding pending litigation; and protection of records exempt from public disclosure. Closed session will be held in the Administration Building at 155 W. Durian Avenue and any announcements or discussion will be held at the same location following Closed Session.

11. ADJOURNMENT

STAFF REPORT - CITY COUNCIL/SUCCESSOR AGENCY/PUBLIC FINANCE AUTHORITY

Subject:	Mid Valley Disposal Quarterly Update
Meeting Date:	Thursday, July 17, 2025
From:	Sean Brewer, Interim City Manager
Prepared by:	Thomas Hamon, Recycle Program Manager, Mid Valley Disposal

---

I. RECOMMENDATION:

II. BACKGROUND:

III. DISCUSSION:

IV. ALTERNATIVES:

V. FISCAL IMPACT:

ATTACHMENTS:

	File Name	Description
🗋	Coalinga_2025.pptx	Mid Valley Disposal Presentation

MID VALLEY DISPOSAL

THE CITY OF COALINGA

Overview

Site Assessments

Recycling Audits

Education

Events

CalRecycle Update

Clean Up Event

Tonnage Report

Site Assessments YTD

- **Implementation**
- **Compliance**
- **Education**
- **Illegal Dumping**
- **Bulky Items**

Service Type	
Commercial	88
Multifamily	20
Residential	204
Total	**312**

Recycling Audits

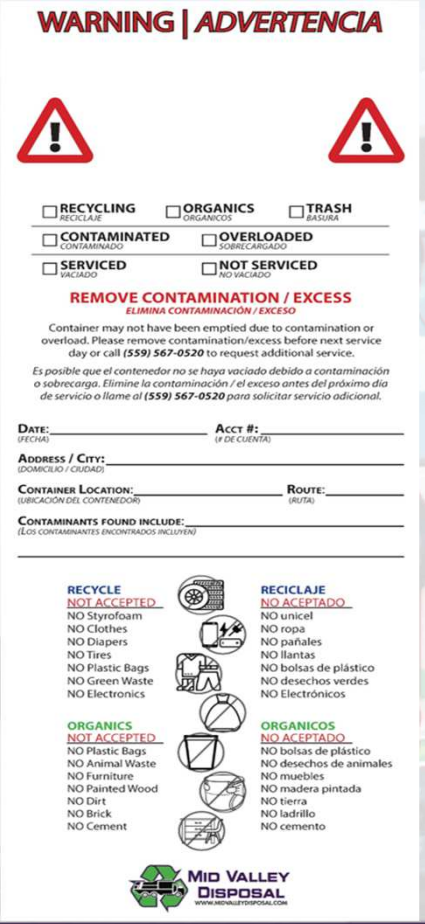

Service Type	
Residential	37
Commercial	15
Total	**52**

EDUCATION

SB 1383 INFORMATION GUIDE

MID VALLEY DISPOSAL

WHAT IS SENATE BILL 1383?

SB1383 is a bill that was passed to reduce organic waste disposal from our landfills by 75 percent and increase edible food recovery by 20 percent by 2025 and takes effect January 1, 2022.
All jurisdictions are required to adopt a mandatory organic waste ordinance. Jurisdictions will enforce and apply fines and penalties on anyone who does not comply.

KEEPING ORGANIC WASTE OUT OF THE LANDFILL

Organic waste that decomposes in a landfill releases methane gas, a highly potent greenhouse gas. This is why keeping food waste and green waste out of your trash is so important. Sending food scraps and green waste to a controlled composting facility through your green containers helps to prevent the release of methane gas that contributes to poor air quality affecting your health. Reducing methane gas will also prevent extreme climate change impact such as droughts and wildfires.

EDIBLE FOOD RECOVERY

There is an urgent need for food donation. Early participation in food recovery programs will help feed people who face hunger daily. California protects food businesses from liability now more than ever through the California Good Samaritan Food Donation Act.

Visit MidValleyDisposal.com for information regarding programs for the donation of edible food in your community.

WHO IS AFFECTED?

Everyone. Single residences, multiple family residences, businesses, schools, and special districts are all required to comply with SB 1383 and subscribe to recycling and organic waste recycling services. This means that organic waste, including food scraps and green waste, must be separated and placed in a green container, recyclables in a blue container, and trash in a gray container.

WHAT HAPPENS TO ORGANIC WASTE COLLECTED BY MID VALLEY DISPOSAL?

The organic waste collected by Mid Valley Disposal goes through it's composting facility in Kerman where the materials are processed to produce compost and mulch used in the farming industry in the Central Valley to grow and produce nuts, vegetables, and fruits. You can help by making sure everything going in your organic container is compostable. Refer to our recycling guide to see what is compostable. If you have an alternative arrangement for your organic waste, you must be approved and comply with City requirements.

WAYS TO REDUCE ORGANIC WASTE AT HOME

- Shop smart and plan your food preparation by using a grocery list.
- Buy exactly what you need.
- When unpacking groceries move old products to the front and new items to the back.
- Monitor what you throw away.
- Eat leftovers & repurpose leftover scraps.
- Donate what you won't use.

RECYCLING GUIDE

WWW.MIDVALLEYDISPOSAL.COM

RECYCLING GUIDE

*PLEASE BE SURE TO KEEP LIDS CLOSED FOR SERVICE

Scan the QR code for a full list of items and their proper disposal

MIDVALLEYDISPOSAL.COM

MID VALLEY DISPOSAL

Instructional Service Guide

MID VALLEY DISPOSAL

Place Carts:

- In designated service area by 6:00am or the night before
- With lids closed to prevent spillage
- Wheels should face toward the home
- With 3 feet of space between carts and other objects

Mid Valley Comes in Many Sizes!

Scan the QR code to view a full list of our temporary services!

Holiday Service Schedule

Memorial Day: Monday 5/26/25
Independence Day: Friday 7/4/25
Labor Day: Monday 9/1/25
Thanksgiving Day: Thursday 11/27/25
Christmas Day: Thursday 12/25/25
New Years Day: Thursday 1/1/26

Services will be delayed by 1 day for all of the above holidays. Delays will take effect on the dates listed above.

Scan this QR Code to visit our website and contact Mid Valley Disposal for more information.

Connect with us!

EVENTS

HORNED TOAD DERBY

CalRecycle Update

Annual Conference Call-April 25th, 2025

- Reporting & Record Keeping
- Commercial Edible Food Recovery
- Procurement
- Site Visit

EAR (Electronic Annual Report) Completed

- Submission August 1st, 2025

Clean Up Event

Total Loads: 12
Total Customers: 372
Total Mattresses: 4.5 Tons
Total Tires: 75 Lbs.
Total E-Waste: 376 Lbs.
Total Refuse Tons: 53.60 Tons
Total Metal Tons: 19.88 Tons
Total Diversion: 32%

YTD Tonnage Report

Commercial

REFUSE	1170.00 Tons
RECYCLE	176.41 Tons
ORGANICS	136.21 Tons
TOTAL DIVERSION	22%

Residential

REFUSE	1322.82 Tons
RECYCLE	330.80 Tons
ORGANICS	585.66 Tons
TOTAL DIVERSION	41%

MID VALLEY DISPOSAL

THANK YOU

PROCLAMATION
by the
MAYOR OF THE CITY OF COALINGA

NATIONAL NIGHT OUT

WHEREAS*, the National Association of Town Watch (NATW) sponsors a national community-building campaign on Tuesday, August 5, 2025 (the State of Texas and select areas celebrate Tuesday, October 7, 2025) entitled "National Night Out"; and*

WHEREAS*, the National Night Out campaign provides an opportunity for neighbors in the City of Coalinga join over 38 million neighbors across 17 thousand communities from all 50 states, U.S. territories and military bases worldwide; and*

WHEREAS*, National Night Out is an annual community-building campaign that promotes strong police-community partnerships and neighborhood camaraderie to make our neighborhoods safer, more caring places to live and work; and*

WHEREAS*, neighbors in the City of Coalinga assist the local law enforcement agency through joint community-building efforts and support National Night Out 2025; and*

WHEREAS*, it is essential that all neighbors of the City of Coalinga come together with police and work together to build a safer, more caring community; and*

NOW THEREFORE*, by the Mayor and City Council that we do hereby call upon all neighbors of the City of Coalinga to join us and National Association of Town Watch in support for National Night Out on Tuesday, August 5, 2025 (the State of Texas and select areas celebrate Tuesday, October 7, 2025).*

AND, BE IT FURTHER RESOLVED THAT WE*, do hereby proclaim Tuesday, August 5, 2025 (the State of Texas and select areas celebrate Tuesday, October 7, 2025) as "**National Night Out**" in the City of Coalinga.*

IN WITNESS WHEREOF*, I have set my hand and caused the Seal of the City of Coalinga to be affixed this **17th day of July, 2025.***

_____

Nathan Vosburg, Mayor

STAFF REPORT - CITY COUNCIL/SUCCESSOR AGENCY/PUBLIC FINANCE AUTHORITY

Subject: Derrick Reservoir Rehabilitation Project Update - Henry Liang, MKN & Associates

Meeting Date:

From:

Prepared by:

I. RECOMMENDATION:

II. BACKGROUND:

III. DISCUSSION:

IV. ALTERNATIVES:

V. FISCAL IMPACT:

ATTACHMENTS:

File Name	Description
No Attachments Available	

STAFF REPORT - CITY COUNCIL/SUCCESSOR AGENCY/PUBLIC FINANCE AUTHORITY

Subject:	Code Enforcement Report June 2025, Yaneth Ibarra, Code Enforcement Officer
Meeting Date:	Thursday, July 17,2025
From:	Sean Brewer, Interim City Manager
Prepared by:	Yaneth Ibarra, Code Enforcement Officer

I. RECOMMENDATION:

II. BACKGROUND:

III. DISCUSSION:

IV. ALTERNATIVES:

V. FISCAL IMPACT:

ATTACHMENTS:

	File Name	Description
🗋	June_2025.pdf	June, 2025

CODE CASES OPENED BY VIOLATION (06/01/2025 TO 06/30/2025)
FOR THE CITY OF COALINGA

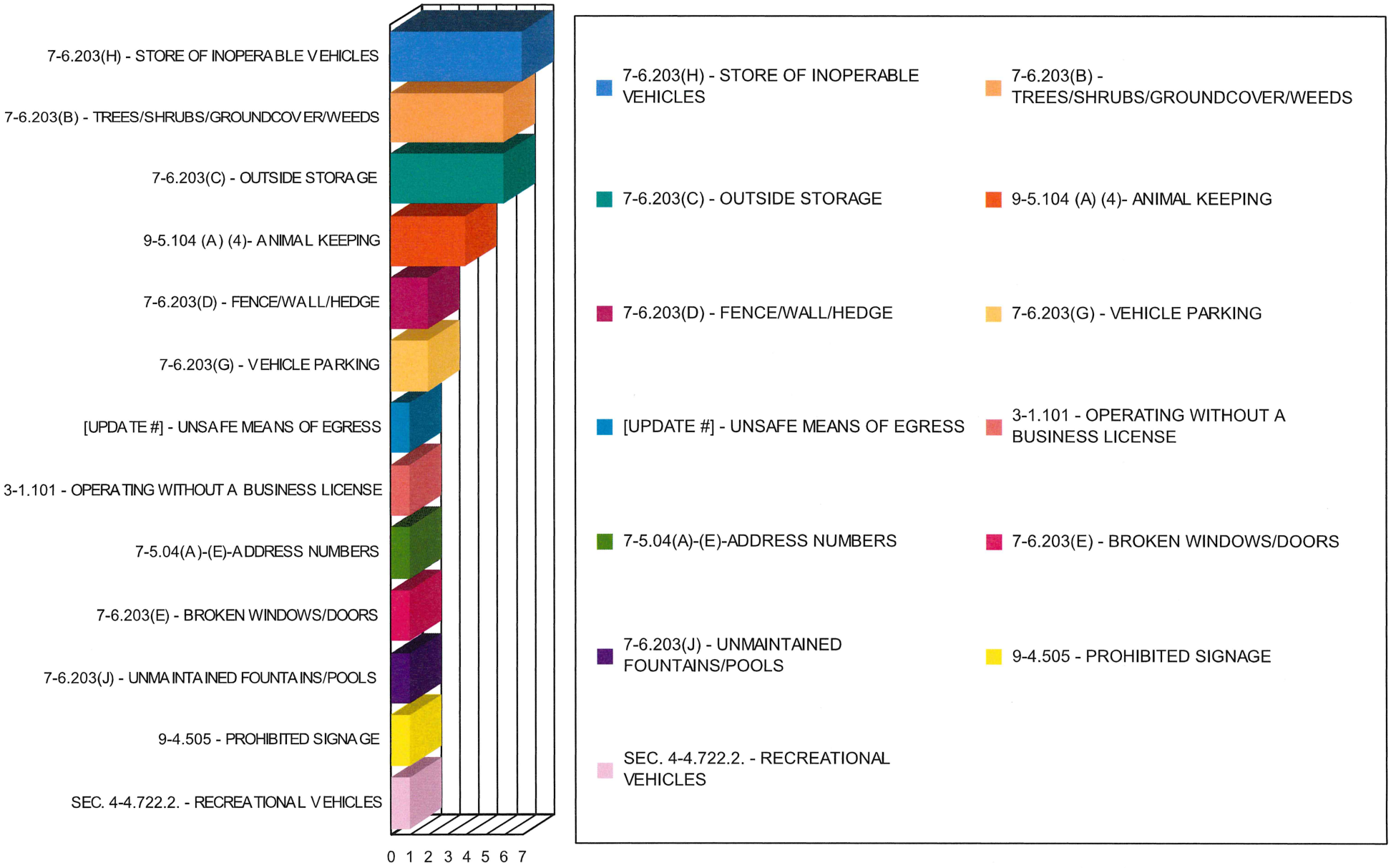

CODE CASES OPENED BY VIOLATION (06/01/2025 TO 06/30/2025)

Case #	Case Type	Case Status	Project	District	Main Address	Parcel	Assigned To	Opened Date	Closed Date

CODE CASE KEY PERFORMANCE INDICATORS (06/01/2025 TO 06/30/2025)

Case Type	District	Status	Cases Opened	Cases Closed	Invoiced Fee Total
9-5.126(b)(4)(c)Garage /Yard Sale Signage			1	0	$0.00
	NA		1	0	$0.00
		In Progress	1	0	$0.00
Animal			4	0	$0.00
	NA		4	0	$0.00
		In Progress	4	0	$0.00
Business License			1	1	$0.00
	NA		1	1	$0.00
		Closed - Resolved	0	1	$0.00
		In Progress	1	0	$0.00
Fire			1	0	$0.00
	NA		1	0	$0.00
		In Progress	1	0	$0.00
Property Maintenance			18	12	$0.00
	NA		18	12	$0.00
		Closed - Resolved	2	12	$0.00
		In Progress	16	0	$0.00
Signage			0	1	$0.00
	NA		0	1	$0.00
		Closed - Resolved	0	1	$0.00
Vehicle Codes			0	1	$0.00
	NA		0	1	$0.00
		Closed - Resolved	0	1	$0.00
Weed Abatement			0	1	$0.00
	NA		0	1	$0.00
		Closed - Resolved	0	1	$0.00
Code Case Totals:			25	16	$0.00

CITY OF COALINGA
The Sunny Side of the Valley

Code Enforcement Activity

June 2025	Notices	Pending	Cited	Completed
Unlicensed Business	56	48	0	8
Total	**56**	**48**	**0**	**8**
72 Hour Parking Warning	11			
Parking Citations			2	

CODE CASES OPENED BY VIOLATION (06/01/2025 TO 06/30/2025)

Case #	Case Type	Case Status	Project	District	Main Address	Parcel	Assigned To	Opened Date	Closed Date
[UPDATE #] - UNSAFE MEANS OF EGRESS									
FIRE-000310-2025	Fire	In Progress		NA	255 Washington St, Coalinga, CA 93210	07205326	*No User Assigned*	06/23/2025	
							TAL CASES OPENED FOR [UPDATE #] - UNSAFE MEANS OF EGRESS:		**1**
3-1.101 - OPERATING WITHOUT A BUSINESS LICENSE									
BLICE-000309-2025	Business License	In Progress		NA	1401 Hannah, Coalinga, CA 93210		*Yaneth Ibarra*	06/23/2025	
							AL CASES OPENED FOR 3-1.101 - OPERATING WITHOUT A BUSINESS		**1**
7-5.04(A)-(E)-ADDRESS NUMBERS									
PROP-000311-2025	Property Maintenance	In Progress		NA	255 Washington St, Coalinga, CA 93210	07205326	*Yaneth Ibarra*	06/23/2025	
							TOTAL CASES OPENED FOR 7-5.04(A)-(E)-ADDRESS NUMBERS:		**1**
7-6.203(B) - TREES/SHRUBS/GROUNDCOVER/WEEDS									
PROP-000303-2025	Property Maintenance	In Progress		NA	1356 Elizabeth St, Coalinga, CA 93210	07102041S	*Yaneth Ibarra*	06/09/2025	
PROP-000304-2025	Property Maintenance	In Progress		NA	1356 Elizabeth St, Coalinga, CA 93210	07102041S	*Yaneth Ibarra*	06/09/2025	
PROP-000306-2025	Property Maintenance	In Progress		NA	135 Curtiss Ln, Coalinga, CA 93210	08335039S	*Yaneth Ibarra*	06/10/2025	
PROP-000307-2025	Property Maintenance	In Progress		NA	860 S Coalinga St, Coalinga, CA 93210	08324025S	*Yaneth Ibarra*	06/18/2025	
PROP-000308-2025	Property Maintenance	In Progress		NA	555 N Fresno St, Coalinga, CA 93210	07206417	*Yaneth Ibarra*	06/18/2025	
PROP-000311-2025	Property Maintenance	In Progress		NA	255 Washington St, Coalinga, CA 93210	07205326	*Yaneth Ibarra*	06/23/2025	
							L CASES OPENED FOR 7-6.203(B) - TREES/SHRUBS/GROUNDCOVER		**6**
7-6.203(C) - OUTSIDE STORAGE									
PROP-000313-2025	Property Maintenance	In Progress		NA	198 W Forest Ave, Coalinga, CA 93210	07212715	*Yaneth Ibarra*	06/25/2025	
PROP-000314-2025	Property Maintenance	In Progress		NA	315 W Tyler St, Coalinga, CA 93210	07208217	*Yaneth Ibarra*	06/25/2025	
PROP-000315-2025	Property Maintenance	In Progress		NA	320 N Fresno St, Coalinga, CA 93210	07207415	*Yaneth Ibarra*	06/25/2025	
PROP-000317-2025	Property Maintenance	In Progress		NA	294 W Yale Ave, Coalinga, CA 93210	07107312S	*Yaneth Ibarra*	06/26/2025	
PROP-000318-2025	Property Maintenance	Closed - Resolved		NA	252 W Yale Ave, Coalinga, CA 93210	07107310S	*Yaneth Ibarra*	06/26/2025	*07/02/2025*
PROP-000319-2025	Property Maintenance	In Progress		NA	216 W Yale Ave, Coalinga, CA 93210	07107308S	*Yaneth Ibarra*	06/26/2025	
							TOTAL CASES OPENED FOR 7-6.203(C) - OUTSIDE STORAGE:		**6**

CODE CASES OPENED BY VIOLATION (06/01/2025 TO 06/30/2025)

Case #	Case Type	Case Status	Project	District	Main Address	Parcel	Assigned To	Opened Date	Closed Date
7-6.203(D) - FENCE/WALL/HEDGE									
PROP-000305-2025	Property Maintenance	Closed - Resolved		NA	225 Curtiss Ln, Coalinga, CA 93210	08335035S	*Yaneth Ibarra*	06/10/2025	*07/01/2025*
PROP-000307-2025	Property Maintenance	In Progress		NA	860 S Coalinga St, Coalinga, CA 93210	08324025S	*Yaneth Ibarra*	06/18/2025	
							TOTAL CASES OPENED FOR 7-6.203(D) - FENCE/WALL/HEDGE:		**2**
7-6.203(E) - BROKEN WINDOWS/DOORS									
PROP-000312-2025	Property Maintenance	In Progress		NA	255 Washington St, Coalinga, CA 93210	07205326	*Yaneth Ibarra*	06/23/2025	
							'OTAL CASES OPENED FOR 7-6.203(E) - BROKEN WINDOWS/DOORS:		**1**
7-6.203(G) - VEHICLE PARKING									
PROP-000316-2025	Property Maintenance	In Progress		NA		07206419S	*Yaneth Ibarra*	06/25/2025	
PROP-000320-2025	Property Maintenance	In Progress		NA	246 Keck Ln, Coalinga, CA 93210	07224201S	*Yaneth Ibarra*	06/26/2025	
							TOTAL CASES OPENED FOR 7-6.203(G) - VEHICLE PARKING:		**2**
7-6.203(H) - STORE OF INOPERABLE VEHICLES									
PROP-000301-2025	Property Maintenance	In Progress		NA	1281 Elizabeth, Coalinga, CA 93210		*Yaneth Ibarra*	06/09/2025	
PROP-000302-2025	Property Maintenance	In Progress		NA	1281 Elizabeth, Coalinga, CA 93210	07102041S	*Yaneth Ibarra*	06/09/2025	
PROP-000308-2025	Property Maintenance	In Progress		NA	555 N Fresno St, Coalinga, CA 93210	07206417	*Yaneth Ibarra*	06/18/2025	
PROP-000314-2025	Property Maintenance	In Progress		NA	315 W Tyler St, Coalinga, CA 93210	07208217	*Yaneth Ibarra*	06/25/2025	
PROP-000315-2025	Property Maintenance	In Progress		NA	320 N Fresno St, Coalinga, CA 93210	07207415	*Yaneth Ibarra*	06/25/2025	
PROP-000316-2025	Property Maintenance	In Progress		NA		07206419S	*Yaneth Ibarra*	06/25/2025	
PROP-000319-2025	Property Maintenance	In Progress		NA	216 W Yale Ave, Coalinga, CA 93210	07107308S	*Yaneth Ibarra*	06/26/2025	
							\L CASES OPENED FOR 7-6.203(H) - STORE OF INOPERABLE VEHICL		**7**
7-6.203(J) - UNMAINTAINED FOUNTAINS/POOLS									
PROP-000307-2025	Property Maintenance	In Progress		NA	860 S Coalinga St, Coalinga, CA 93210	08324025S	*Yaneth Ibarra*	06/18/2025	
							L CASES OPENED FOR 7-6.203(J) - UNMAINTAINED FOUNTAINS/POO		**1**
9-4.505 - PROHIBITED SIGNAGE									
Sign-000014-2025	9-5.126(b)(4)(c)Garage /Yard Sale Signage	In Progress		NA	570 Buckeye Springs St, Coalinga, CA 93210	08334609S	*Yaneth Ibarra*	06/18/2025	

CODE CASES OPENED BY VIOLATION (06/01/2025 TO 06/30/2025)

Case #	Case Type	Case Status	Project	District	Main Address	Parcel	Assigned To	Opened Date	Closed Date
								TOTAL CASES OPENED FOR 9-4.505 - PROHIBITED SIGNAGE:	1
9-5.104 (A) (4)- ANIMAL KEEPING									
Animal-000005-2025	Animal	In Progress		NA	1485 Hannah, Coalinga, CA 93210		*Yaneth Ibarra*	06/09/2025	
Animal-000006-2025	Animal	In Progress		NA	1549 Hannah Ave, Coalinga, CA 93210	07102041S	*Yaneth Ibarra*	06/24/2025	
Animal-000007-2025	Animal	In Progress		NA	1549 Hannah Ave, Coalinga, CA 93210	07102041S	*Yaneth Ibarra*	06/24/2025	
Animal-000008-2025	Animal	In Progress		NA	1549 Hannah Ave, Coalinga, CA 93210	07102041S	*Yaneth Ibarra*	06/23/2025	
								TOTAL CASES OPENED FOR 9-5.104 (A) (4)- ANIMAL KEEPING:	4
SEC. 4-4.722.2. - RECREATIONAL VEHICLES									
PROP-000315-2025	Property Maintenance	In Progress		NA	320 N Fresno St, Coalinga, CA 93210	07207415	*Yaneth Ibarra*	06/25/2025	
								ıL CASES OPENED FOR SEC. 4-4.722.2. - RECREATIONAL VEHICLES:	1
								GRAND TOTAL OF CASES:	25

**Indicates an Emergency*

STAFF REPORT - CITY COUNCIL/SUCCESSOR AGENCY/PUBLIC FINANCE AUTHORITY

Subject:	Public Hearing and Adoption of Resolution No. 4262 Approving the Local Government Plan and Authorizing the Interim City Manager to Execute the Permanent Local Housing Allocation Program (PLHA) Amendment Plan, Streamline Application, and Standard Agreement if Awarded
Meeting Date:	Thursday, July 17, 2025
From:	Sean Brewer, Interim City Manager
Prepared by:	Sean Brewer, Interim City Manager

I. RECOMMENDATION:

Staff recommends adoption of Resolution No. 4262, authorizing the Interim City Manager to execute the following:

1. the Permanent Local Housing Allocation (PLHA) Program Streamline Application, PLHA Standard Agreement and subsequent amendments or modifications thereto, as well as any other documents related to the Program or the PLHA awarded grant, as HCD may deem appropriate.

2. the Permanent Local Housing Allocation (PLHA) Program Amendment Plan for 2020-2022, the PLHA Standard Agreement and subsequent amendments for modifications thereto.

II. BACKGROUND:

On October 15, 2024, the California Department of Housing and Community Development (HCD) released a Notice of Funding Availability (NOFA) for approximately $320 million in calendar years 2021, 2022, and 2023 for the Permanent Local Housing Allocation (PLHA) program for Entitlement and Non-entitlement Local governments. The funds cover the calendar years 2021, 2022, and 2023, and are sourced from the Building Homes and Jobs Trust Fund. The Funding, provided through Senate Bill (SB) 2 (Chapter 364, Statutes of 2017), is intended to provide a permanent, ongoing source of financial support to local governments for housing-related projects. The primary goal of SB 2 is to address unmet housing needs by supporting eligible housing and homelessness activities.

Entitlement and non-entitlement allocations are distributed on an annual basis in response to an application defining the eligible planned use of funds for five years. The City's proposed plan must describe the manner in which the allocated funds will be used for eligible activities, the way the local government will prioritize investments that increase the supply of housing for households with incomes at or below 120% of Area Medium Income (AMI), how the Plan is consistent with programs set forth in the City's Housing Element and be authorized and approved by resolution , and ensuring the public had adequate opportunity to review and comment on the contents of the Plan.

At least 40% of total available funds must be used for an Affordable Ownership Workforce Housing (AOWH) - eligible activity. Activities 2, 3, 4, 7, 8, and 9 qualify as such activities (must be ownership only, rental hosing would not qualify as AOWH).

Eligible activities include:

1. Predevelopment, development, acquisition, rehabilitation and preservation of multifamily, residential live work, rental housing that is affordable to extremely low-very, or moderate-income households, including necessary operating subsidies.

2. Predevelopment, development, acquisition, rehabilitation, and preservation of affordable rental and ownership housing, including accessory dwelling units (ADUs) that meets the needs of a growing workforce earning up to 120% of AMI, or 150% of AMI in high-cost areas. ADU's shall be available for occupancy for a term of no less than 30 days.

3. Matching portions of funds into local or regional housing trust fund.

4. Matching portions of funds available through the Low and Moderate Housing Asset Fund pursuant to subdivision (d) of HSC Section 34176.

5. Capitalize reserve for Services connected to the preservation and creation of new permanent supportive housing.

6. Assist persons experiencing or at risk of homelessness, including, but not limited to, providing rapid rehousing, rental assistance, supportive/case management services that allow people to obtain and retain housing, operating and capital costs for navigation centers and emergency shelters, and the new construction, rehabilitation, and preservation of permanent and transitional housing.

7. Accessibility modifications in Lower-income Owner-occupied housing.

8. Efforts to acquire and rehabilitation foreclosed or vacant homes and apartments.

9. Homeownership opportunities, including, but not limited to, down payment assistance.

10. Fiscal incentives made by a county to a city within the county to incentivize approval of one or more affordable housing project or matching funds investment by the county in an affordable housing development project in a city within the county, provided that the city has made an equal or greater investment in the project.

III. DISCUSSION:

The available 2023 annual allocation for the City of Coalinga is as follows (year 5):

CY 2023 (Year 5)	$71,095
Total:	$71,095

The 2020 - 2022 annual allocation for the City of Coalinga is as follows (years 2 - 4):

CY 2020-2022 (Years 2-4)	$423,959
Total:	$423,959

The City of Coalinga's proposed five-year plan activity for year 5 funds is as follows:

Activity 2 - **Streamline Application** - Provide owner-occupied funding to assist eligible households down payment assistance, to eligible household with income at or below 80% AMI who require accessibility

modifications. Loans of up to $10,000 are available at zero percent interest and are fully forgivable after a five-year term, provided the borrow maintains the residence as their primary home throughout the forgiveness period.

Activity 2 - **Amendment Plan 2020-2022**
Increase in Loan Amount: The current maximum loan amount of **$7,500**, propose increasing the maximum loan amount to **$10,000** per unit.

Adjustment to AMI Targeting: The current is at or below **60% AMI**, propose increasing the eligible income threshold to at or below **80% AMI**.

Loan Forgiveness Structure: Propose structuring the loan as forgivable after a five-year affordability period.

Note: Up to five percent (5%) of each annual allocation can be used to cover administrative costs associated with the administration of the plan. Staffing and overhead costs directly related to carrying out the eligible activities are "activity costs" not subject to the cap on "administrative costs."

Alternative or Pros/Cons:

Pros: Promote a healthier, more vibrant community for seniors, veterans, and low-income residents.

IV. ALTERNATIVES:

None

V. FISCAL IMPACT:

PLHA Funds are proposed to be available to the City for an Accessory Dwelling Unit program to be administered by Self-Help Enterprises. General Funds are not proposed to be utilized for administrating the program. The cost for assistance in the Streamline Application under the 2024 PLHA NOFA application by Self-Help Enterprises is $1,750.

ATTACHMENTS:

File Name	Description
RESO#4262_City_of_Coalinga_-_PLHA_-_Amended_Application_071725.pdf	Resolution No. 4262
COL_-_2024-plha-formula-5-year-plan-amendment_(mod._6.3.25.dt)1.pdf	PLHA Application

_____

_____

AUTHORIZING RESOLUTION OF _____

AUTHORIZING THE APPLICATION AND AMENDING THE PLHA PLAN FOR THE PERMANENT LOCAL HOUSING ALLOCATION PROGRAM

_____ of the
_____ of
_____
_____ hereby consents to, adopts, and ratifies the following resolution:

A. WHEREAS, the Department is authorized to provide up to $296 million under the SB 2 Permanent Local Housing Allocation Program Formula Component from the Building Homes and Jobs Trust Fund for assistance to Cities and Counties (as described in Health and Safety Code section 50470 et seq. (Chapter 364, Statutes of 2017 (SB 2)).

B. WHEREAS, the State of California (the "State"), Department of Housing and Community Development ("Department") issued a Notice of Funding Availability ("NOFA") dated 10/15/2024 under the Permanent Local Housing Allocation (PLHA) Program;

C. WHEREAS, _____ is an eligible Local government who has applied for program funds to administer one or more eligible activities, or a Local or Regional Housing Trust Fund to whom an eligible Local government delegated its PLHA formula allocation.

D. WHEREAS, the Department may approve funding allocations for PLHA Program, subject to the terms and conditions of the Guidelines, NOFA, Program requirements, the Standard Agreement, and other contracts between the Department and PLHA grant recipients;

NOW THEREFORE BE IT RESOLVED THAT:

1. If Applicant receives a grant of PLHA funds from the Department pursuant to the above referenced PLHA NOFA, it represents and certifies that it will use all such funds in a manner consistent and in compliance with all applicable state and federal statutes, rules, regulations, and laws, including without limitation all rules and laws regarding the PLHA Program, as well as any and all contracts Applicant may have with the Department.

2. Applicant is hereby authorized and directed to receive a PLHA grant, in an amount not to exceed the five-year estimate of the PLHA formula allocations, as stated in Appendix B of the current NOFA _____ in accordance with all applicable rules and laws.

3. Applicant hereby agrees to use the PLHA funds for eligible activities as approved by the Department and in accordance with all Program requirements, Guidelines, other rules, and laws, as well as in a manner consistent and in compliance with the Standard Agreement and other contracts between the Applicant and the Department.

4. **Pursuant to Sections 302(c)(4) and 302(c)(5) of the Guidelines, Applicant's PLHA Plan Amendment for the 2019-2023 Allocations is attached to this resolution, and Applicant hereby adopts this PLHA Plan Amendment and certifies compliance with all public notice, public comment, and public hearing requirements in accordance with the Guidelines.**

5. **If applicable**: Applicant certifies that it was delegated by _____ to submit an application on its behalf and administer the PLHA grant award for the formula allocation of PLHA funds, pursuant to Guidelines Section 300(c) and 300(d), and the legally binding agreement between the recipient of the PLHA funds and the Applicant is submitted with the PLHA application.

6. **If applicable:** Applicant certifies that it has or will subgrant some or all of its PLHA funds to another entity or entities. Pursuant to Guidelines Section 302(c)(3), "entity" means a housing developer or program operator, but does not mean an administering Local government to whom a Local government may delegate its PLHA allocation.

7. **If applicable:** Applicant certifies that its selection process of these subgrantees was or will be accessible to the public and avoided or shall avoid any conflicts of interest.

8. **If applicable:** Pursuant to Applicant's certification in this resolution, the PLHA funds will be expended only for eligible Activities and consistent with all program requirements.

9. **If applicable:** Applicant certifies that, if funds are used for the acquisition, construction or rehabilitation of for-sale housing projects or units within for-sale housing projects, the grantee shall record a deed restriction against the property that will ensure compliance with one of the requirements stated in Guidelines Section 302(c)(6)(A), (B) and (C).

10. **If applicable:** Applicant certifies that, if funds are used for the development of an Affordable Rental Housing Development, the Local government shall make PLHA assistance in the form of a low-interest, deferred loan to the Sponsor of the Project, and such loan shall be evidenced through a Promissory Note secured by a Deed of Trust and a Regulatory Agreement shall restrict occupancy and rents in accordance with a Local government-approved underwriting of the Project for a term of at least 55 years.

11. Applicant shall be subject to the terms and conditions as specified in the Standard Agreement, the PLHA Program Guidelines and any other applicable SB 2 Guidelines published by the Department.

12. _____ is/are authorized to execute the PLHA Program Application, the PLHA Standard Agreement and any subsequent amendments or modifications thereto, as well as any other documents which are related to the Program or the PLHA grant awarded to Applicant, as the Department may deem appropriate.

PASSED AND ADOPTED at a regular meeting of the _____ this _____ day of, _____ 2025, by the following vote:

AYES: _____ ABSTENTIONS: _____ NOES: _____ ABSENT: _____

Signature of Approving Officer: _____

_____

INSTRUCTION: The attesting officer cannot be the person identified in the resolution as the authorized signor.

CERTIFICATE OF THE ATTESTING OFFICER

The undersigned, Officer of _____ does hereby attest and certify that the _____ Resolution is a true, full and correct copy of a resolution duly adopted at a meeting of the _____ which was duly convened and held on the date stated thereon, and that said document has not been amended, modified, repealed, or rescinded since its date of adoption and is in full force and effect as of the date hereof.

ATTEST:_____
Signature of Attesting Officer

_____
Print Name and Title of Attesting Officer

PLHA Formula - Amendment for years 2021, 2022, 2023

Rev. M.10/28/24

Eligible Applicant Type:	**NonEntitlement**				
Local Government Recipient of PLHA Formula Allocation:		Coalinga			
2020 PLHA Formula Allocation Amount:	**n/a**	2019 Allowable Local Admin (5%):	**n/a**	Admin requested?	**Yes**
2021 PLHA Formula Allocation Amount:	**n/a**	2020 Allowable Local Admin (5%):	**n/a**	Admin requested?	**Yes**
2022 PLHA Formula Allocation Amount:	**n/a**	2021 Allowable Local Admin (5%):	**n/a**	Admin requested?	**Yes**
2023 PLHA Formula Allocation Amount:	**n/a**	2022 Allowable Local Admin (5%):	**n/a**	Admin requested?	**Yes**

Instructions: If the Local Government Recipient of the PLHA Formula Allocation delegated its PLHA formula allocation to a Local Housing Trust Fund or to another Local Government, the Applicant (for which information is required below) is the Local Housing Trust Fund or administering Local Government. The PLHA award will be made to the Applicant (upon meeting threshold requirements) and the Applicant is responsible for meeting all program requirements throughout the term of the Standard Agreement.

The 302(c)(4) Plan template worksheet requires first choosing one or more of the Eligible Activities listed below. If "Yes" is clicked, the 302(c)(4) Plan worksheet opens a series of questions about what precise activities are planned. Some specific activities, such as providing downpayment assistance to lower-income households for acquisition of an affordable home, could be included under either Activity 2 or 9. Please only choose one of those Activities; don't list the downpayment assistance under both Activities. **Please note that 40% of each allocation you are requesting to amend with this application MUST be allocated to an activity that supports Homeownership in accordance with the NOFA. Ownership activities are 2,3,4,7,8,9 (activities 2,3,4, & 8 will only count as ownership if the funds will go towards ownership sub activities as opposed to rental housing sub activities including ADU's)**

If the PLHA funds are used for the same Activity but for different Area Median Income (AMI) level, select the highest AMI level the Activity will serve (you can always go lower than what is listed but you may not serve higher than what is listed without completing a plan amendment in the future).

For each year (2021-2023), allocations must equal 100% annually including the allowable administrative costs of up to 5%.

§300 Eligible Applicants

§300(a) and **(b)** Eligible Applicants for the Entitlement and Non-Entitlement formula component described in Section §100(b)(1) and (2) are limited to the metropolitan cities and urban counties allocated a grant for the federal fiscal year 2017 pursuant to the federal CDBG formula specified in 42 USC, Section §5306 and Non-entitlement local governments.

Applicant:	City of Coaliinga						
Address:	155 W. Durian Ave.						
City:	Coalinga	State:	CA	Zip:	93210	County:	Fresno
Auth Rep Name:	Sean Brewer	Title:	Interim City Manager	Auth Rep. Email:	sbrewer@coalinga.com	Phone:	559-935-5912
Address:	155 W. Durian Ave.	City:	Coalinga	State:	CA	Zip Code:	93210
Contact Name:	Shannon Jensen	Title:	Deputy City Clerk	Contact Email:	sjensen@coalinga.com	Contact Phone:	559-992-2348
Address:	155 W. Durian Ave.	City:	Coalinga	State:	CA	Zip Code:	93210

§300(d) Is Applicant delegated by another Local government to administer on its behalf its formula allocation of program funds?					No
§300(d) If Applicant answered "Yes" above, has the Applicant attached the legally binding agreement required by §300(c) and (d)?			A sample agreement can be found by double clicking on the icon to the right	Document	N/A
File Name:	**Application and/or Adopting the PLHA Plan (2020-2023 Allocations) Reso**	Pursuant to section 302(c)(4) of the Guidelines, Applicant's PLHA Plan for 2020-2023 allocations is attached to this resolution, and Applicant certifies compliance with all public notice, comment, and hearing requirements in accordance with the Guidelines.	Yes	Uploaded to HCD?	Yes
File Name:	**Gov TIN**	Provide a signed Gov't TIN Form		Uploaded to HCD?	Yes
File Name:	**Applicant Delegation Agreement**	Legally binding agreement between Delegating and Administering Local Governments (sample provided—just click on icon in row 19, column AH)		Uploaded to HCD?	N/A

§301 Eligible Activities

§301(a) Eligible activities are limited to the following:	**Select below:**
§301(a)(1) The predevelopment, development, acquisition, rehabilitation, and preservation of multifamily, residential live-work, rental housing that is affordable to Extremely low-,Very low-, Low-, or Moderate-income households, including necessary operating subsidies.	**No**
§301(a)(2) The predevelopment, development, acquisition, rehabilitation, and preservation of affordable rental and ownership housing, including Accessory Dwelling Units (ADUs), that meets the needs of a growing workforce earning up to 120 percent of AMI, or 150 percent of AMI in high-cost areas. ADUs shall be available for occupancy for a term of no less than 30 days.	**Yes**
§301(a)(3) Matching portions of funds placed into Local or Regional Housing Trust Funds.	**No**
§301(a)(4) Matching portions of funds available through the Low- and Moderate-Income Housing Asset Fund pursuant to subdivision (d) of HSC Section 34176.	**No**
§301(a)(5) Capitalized Reserves for services connected to the preservation and creation of new permanent supportive housing.	**No**
§301(a)(6) Assisting persons who are experiencing or At-risk of homelessness, including, but not limited to, providing rapid re-housing, rental assistance, supportive/case management services that allow people to obtain and retain housing, operating and capital costs for navigation centers and emergency shelters, and the new construction, rehabilitation, and preservation of permanent and transitional housing.	**No**
§301(a)(7) Accessibility modifications in Lower-income Owner-occupied housing.	**No**
§301(a)(8) Efforts to acquire and rehabilitate foreclosed or vacant homes and apartments.	**No**
§301(a)(9) Homeownership opportunities, including, but not limited to, down payment assistance.	**Yes**
§301(a)(10) Fiscal incentives made by a county to a city within the county to incentivize approval of one or more affordable housing Projects, or matching funds invested by a county in an affordable housing development Project in a city within the county, provided that the city has made an equal or greater investment in the Project. The county fiscal incentives shall be in the form of a grant or low-interest loan to an affordable housing Project. Matching funds investments by both the county and the city also shall be a grant or low-interest deferred loan to the affordable housing Project.	**No**

§302(c)(4) Plan

Rev. M.10/28/24

§302(c)(4)(A) Describe the manner in which allocated funds will be used for eligible activities.

The City of Coalinga will use its remaining 5-year allocation of PLHA funds to 1) support the development of a 16-lot affordable single-family subdivision. The funds will be utilized by providing funding to the developer responsible for the project. This funding will cover costs associated with the predevelopment and development of approximately 16 single family homes to ensure they are affordable and meet the program's requirements. The funding will be secured with an affordability covenant which will be assigned to each homebuyer for a period of 30 years; and 2) to support the City's ADU "Cottage Home" program, by providing loans for construction cost to low-income homeowners utilizing plans developed under the City's Program.

§302(c)(4)(B) Provide a description of the way the Local government will prioritize investments that increase the supply of housing for households with incomes at or below 60 percent of Area Median Income (AMI).

The City of Coalinga is prioritizing investments that significantly increase the supply of housing for households with incomes at or below 60 percent of Area Median Income (AMI) through a strategic and multifaceted approach. This approach is designed to address the critical need for affordable housing and is aligned with the city's broader housing goals and the programs outlined in its Housing Element. Households assisted under the ADU program may have incomes up to 120% of AMI; however marketing and technical assistance in the ADU program will be targeted to households below 60% of AMI. The ADU program will include outreach to 60% AMI households and the program will make every effort to enroll very low income households. The ADU program is a workforce development program and will allow up to 120% AMI. Additionally, the single-family subdivision will include targeting of 60% AMI households as the USDA RD funding requires 40% of the households at 60% AMI.

§302(c)(4)(C) Provide a description of how the Plan is consistent with the programs set forth in the Local Government's Housing Element.

The PLHA Plan aligns with the Housing Element by focusing on increasing the supply of affordable housing for households with incomes at or below 60% of Area Median Income (AMI) and also creating housing opportunties for 80% AMI and workforce housing up to 120% AMI. This is in line with the Housing Element's purpose to facilitate housing development for all economic segments of the population, including the creation and preservation of affordable housing options. Moreover, the PLHA Plan's approach to providing loans for the development of affordable single-family homes is a direct implementation of the Housing Element's goals. By prioritizing investments in affordable housing, the City of Coalinga ensures that the PLHA Plan supports the Housing Element's broader strategy for addressing the housing needs of lower-income residents and maintaining consistency with the city's general plan.

Activities Detail (Activities Detail (Must make a selection on Formula Allocation Application worksheet under Eligible Activities, §301))

§301(a)(2) The predevelopment, development, acquisition, rehabilitation, and preservation of Affordable rental and ownership housing, including Accessory Dwelling Units (ADUs), that meets the needs of a growing workforce earning up to 120 percent of AMI, or 150 percent of AMI in high-cost areas. ADUs shall be available for occupancy for a term of no less than 30 days.

§302(c)(4)(E)(i) Provide a detailed and complete description of how allocated funds will be used for each proposed Affordable Rental and Ownership Housing Activity.

The remaining funding allocations will be split 45/50 between single family housing development and the ADU program. 1) Funding will be used to provide development funding for construction expenses of an affordable single family subdivision. The funding will be secured with an affordability covenant which will be assigned to each homebuyer for a period of 30 years. 2) ADU program funds will fund zero interest 20-years forgivable loans to homeowners with existing ADU's for repairs or to construct a new ADU. The City will provide pre-approved plans to participants at no cost and financing up to $100,000 per unit for eligible applicants. Loans provided to homeowners with incomes up to 80% of AMI may rent units to tenants with incomes up to 120% of AMI. Loans will be due upon sale or transfer of title.

Complete the table below for each proposed Affordable Rental and Ownership Housing Activity to be funded with 2020-2023 PLHA allocations. If a single Activity will be assisting households at more than one level of Area Median Income, please list the highest AMI to be served.

Funding Allocation Year	2020	2021	2022	2023	2020	2021	2022	2023							
Type of Affordable Housing Activity	Development of Accessory Dwelling Units	Development of Accessory Dwelling Units	Development of Accessory Dwelling Units	Development of Accessory Dwelling Units	Development of Rental/Ownership Housing	Development of Rental/Ownership Housing	Development of Rental/Ownership Housing	Development of Rental/Ownership Housing							
§302(c)(4)(E)(i) Percentage of Funds Allocated for Each Affordable Housing Activity	50%	50%	50%	50%	45%	45%	45%	45%							
What Percentage of the Percentage Above Will be Used for Ownership Housing?	100%	100%	100%	100%	100%	100%	100%	100%							
§302(c)(4)(E)(ii) Area Median Income Level Served	120%	120%	120%	120%	80%	80%	80%	80%							**TOTAL**
§302(c)(4)(E)(ii) Unmet share of the RHNA at the AMI Level Note: complete for years 2020, 2022, 2023 only	89	89	89	89	253	253	253	253							1368
§302(c)(4)(E)(ii) Projected Number of Households Served	2	2	2	2	0	5	5	6							24
§302(c)(4)(E)(iv) Period of Affordability for the Proposed Activity **(55 years required for rental housing projects)**	20	20	20	20	30	30	30	30							

§302(c)(4)(E)(iii) A description of major steps/actions and a proposed schedule for the implementation and completion of each Affordable Rental and Ownership Housing project.

1) PLHA funds will be used to provide development funding to help cover costs associated with the predevelopment and development, of approximately 16 single family homes. Predevelopment for the project started in 2023. Construction is anticipated to start in early 2025 with an anticipated completion by the end of 2025. 2) The city will take applications on a first come, first serve basis, which will be processed by their Housing Consultant, who will determine eligibility, review program requirements with applicant, prepare documents for loan approval, and release funding per established policies. Applicants will be required to attend a joint meeting with City building staff and housing consultant to review program requirements prior to loan signing. The first loan is expected to be approved within the first four months of the funding year, with one additional loan closing by the end of the funding year and two loans closing each year after that.

§301(a)(9) Homeownership opportunities, including, but not limited to, down payment assistance.

§302(c)(4)(E)(i) Provide a detailed and complete description of how allocated funds will be used for the proposed Activity.

2019 Funds – 100% funding will be used to support homebuyer assistance for households with incomes at or below 80% of the Area Median Income (AMI). Assistance will be offered through zero-interest, 5-year forgivable loans to help eligible homebuyers with one time down payment, closing costs, and/or interest rate buy-downs. These loans will be offered at zero percent interest and will be fully forgivable after five years, provided the homeowner maintains the property as their primary residence during that period.

Complete the table below for each proposed Activity to be funded with 2020-2023 PLHA allocations. If a single Activity will be assisting households at more than one level of Area Median Income, please list the highest AMI to be served.

Funding Allocation Year	2019														
Type of Homeowner Assistance	Homebuyer Assistance														
§302(c)(4)(E)(i) Percentage of Funds Allocated for the Proposed Activity	95%														
What Percentage of the Percentage Above Will be Used for Ownership Housing?	100%														
§302(c)(4)(E)(ii) Area Median Income Level Served	80%														**TOTAL**
§302(c)(4)(E)(ii) Unmet share of the RHNA at the AMI Level Note: complete for years 2020, 2022, 2023 only	87														87
§302(c)(4)(E)(ii) Projected Number of Households Served	10														10
§302(c)(4)(E)(iv) Period of Affordability for the Proposed Activity	5														

§302(c)(4)(E)(iii) A description of major steps/actions and a proposed schedule for the implementation and completion of the Activity.

Applications, will be received and reviewed by the City's Housing Consultant to determine income eligibility, and verification of mortgage loan approval. City's Housing Consultant will work directly with the buyers lender to obtain documentation of eligibility and need, buyers will be required to complete HUD certified Homebuyer Counseling/Education prior to close of escrow. Upon course completion, the loan will be approved and funds will be wired to escrow for closing. Loan documents will be executed and recorded securing the loan on the property. The loan will be due and payable when the property owner fails to occupy, sales, or transfers title. Repaid funds will be deposited into the City's Reuse account for use in accordance with the establish Reuse Plan.

File Name:	Plan Adoption Reso	***§302(c)(4)(D)*** *Evidence that the Plan was authorized and adopted by resolution by the Local jurisdiction and that the public had an adequate opportunity to review and comment on its content.*	Uploaded to HCD?	Yes

Total Percentage of Funds Allocated Calculator (2020 - 2023)

2020 Allocation	
Admin	5%
Funds Allocated	95%
Total Percentage of Funds Allocated for 2020	**100%**

2021 Allocation	
Admin	5%
Funds Allocated	95%
Total Percentage of Funds Allocated for 2021	**100%**

2022 Allocation	
Admin	5%
Funds Allocated	95%
Total Percentage of Funds Allocated for 2022	**100%**

2023 Allocation	
Admin	5%
Funds Allocated	95%
Total Percentage of Funds Allocated for 2023	**100%**

End of Document

STAFF REPORT - CITY COUNCIL/SUCCESSOR AGENCY/PUBLIC FINANCE AUTHORITY

Subject:	Approve MINUTES - June 18, 2025 (SPECIAL - 5pm)
Meeting Date:	July 17, 2025
From:	Sean Brewer, Interim City Manager
Prepared by:	Shannon Jensen, City Clerk

I. RECOMMENDATION:

II. BACKGROUND:

III. DISCUSSION:

IV. ALTERNATIVES:

V. FISCAL IMPACT:

ATTACHMENTS:

File Name	Description
MINUTES_SPECIAL-5pm_For_Approval_061825.pdf	Minutes - July 18 (Special - 5pm)

SPECIAL
MINUTES
CITY COUNCIL/SUCCESSOR AGENCY/PUBLIC FINANCE AUTHORITY MEETING AGENDA
June 18, 2025

1. CALL TO ORDER 5:00 PM

Council Members Present:	Vosburg, Horn, Ramierz, Schindler, Hedgecock
Others Present:	City Attorney Mario Zamora, and City Clerk Shannon Jensen
Council Members Absent:	None
Others Absent:	Interim City Manager Sean Brewer, Chief of Police Jose Garza, Police Commander Sean Young, Financial Services Director Mai Vang (arrived late), City Treasurer Dawn Kahikina, Fire Chief Greg DuPuis, and Administrative Analyst Mercedes Garcia
Changes to the Agenda:	Interim City Manager Sean Brewer announced the following Changes to the Agenda: None

Motion by Horn, Second by Schindler to Approve the Agenda for the Special meeting of June 18, 2025. Motion ***Approved*** *by 5/0 Roll-Call Majority Vote.*

2. AWARDS, PRESENTATIONS, APPOINTMENTS AND PROCLAMATIONS

None

3. CITIZEN COMMENTS

The following individual(s) spoke under Citizen Comments:

None

The following individual(s) submitted written comment(s):

None

4. PUBLIC HEARINGS

None

5. CONSENT CALENDAR

None

6. ORDINANCE PRESENTATION, DISCUSSION AND POTENTIAL ACTION ITEMS

None

7. ANNOUNCEMENTS

City Manager's Announcements:

None

Council Member's Announcements:

None

Mayor's Announcements:

None

8. FUTURE AGENDA ITEMS

None

9. CLOSED SESSION

1. PUBLIC EMPLOYEE APPOINTMENT – Government Code Section 54957. Title: City Manager

10. CLOSED SESSION REPORT

None

11. ADJOURNMENT 5:03 PM

APPROVED:

_____
Nathan Vosburg, Mayor

ATTEST:

_____
Shannon Jensen, City Clerk

_____
Date

STAFF REPORT - CITY COUNCIL/SUCCESSOR AGENCY/PUBLIC FINANCE AUTHORITY

Subject:	Approve MINUTES - June 18, 2025 (SPECIAL - 6pm)
Meeting Date:	Thursday, July 17, 2025
From:	Sean Brewer, Interim City Manager
Prepared by:	Shannon Jensen, City Clerk

I. RECOMMENDATION:

II. BACKGROUND:

III. DISCUSSION:

IV. ALTERNATIVES:

V. FISCAL IMPACT:

ATTACHMENTS:

File Name	Description
MINUTES_SPECIAL-6m_For_Approval_061825_.pdf	Minutes - June 18, 2025 (SPECIAL - 6pm)

SPECIAL
MINUTES
CITY COUNCIL/SUCCESSOR AGENCY/PUBLIC FINANCE AUTHORITY MEETING AGENDA
June 18, 2025

1. CALL TO ORDER 6:00 PM

Council Members Present: Vosburg, Horn, Ramierz, Schindler, Hedgecock

Others Present: Interim City Manager Sean Brewer, City Attorney Mario Zamora, Chief of Police Jose Garza, Police Commander Sean Young, Financial Services Director Mai Vang (arrived late), City Treasurer Dawn Kahikina, Fire Chief Greg DuPuis, Administrative Analyst Mercedes Garcia and City Clerk Shannon Jensen

Council Members Absent: None

Others Absent: None

Changes to the Agenda: Interim City Manager Sean Brewer announced the following Changes to the Agenda:

1. Item No. 2.1, Presentation: Recipient of the Westlands Water District 2025 West Side Scholarship, Presented by Sarah Milliser, will be postponed to the July 17, 2025.

Motion by Horn, Second by Schindler to Approve the Agenda for the Special meeting of June 18, 2025. Motion ***Approved*** *by 5/0 Roll-Call Majority Vote.*

2. AWARDS, PRESENTATIONS, APPOINTMENTS AND PROCLAMATIONS

1. Recipient of the Westlands Water District 2025 West Side Scholarship, Presented by Sarah Milliser

Item No. 2.1 was postponed to the July 17, 2025 meeting during Changes to the Agenda.

2. San Francisco SPCA Presentation, Spay Neuter Campaign – Kylie Ramos

Kylie Ramos, the SPCA's Central Valley Community Engagement Manager, provided an overview of a shared project with RSO Foundation and Gimme Love Animal Shelter to bring subsidized spay and neuter services to the Coalinga community. The program focuses on addressing pet overpopulation and its impact on our local animal shelter, aiming to spay/neuter approximately 750 animals between July and December 2025, utilizing partners such as SNIP Bus and Animal Balance, with initial clinics scheduled starting as early as July 15th-16th. The City will work with Gimme Love to provide outreach support, assistance in identifying clinic space and community engagement.

3. Retail Recruitment Update and Partnership Recap – Retail Strategies, John Mark Boozer and Brooke Hill

John Mark Boozer and Brooke Hill provided a retail recruitment update and along with their partnership recap efforts.

4. Code Enforcement Report for April and May 2025, Yaneth Ibarra, Code Enforcement Officer

Code Enforcement Officer Yaneth Ibarra, presented the Code Enforcement reports for April and May 2025.

3. CITIZEN COMMENTS

The following individual(s) spoke under Citizen Comments:

Haley Hill, Secretary of the Coalinga Elks Lodge, provided a brief presentation of their brick fundraiser to support facility repairs, including the replacement of their failing air conditioning units and leaking roof. Bricks can be purchased to honor veterans, loved ones, or businesses, and will be installed around the Lodge's flagpole.

Chuck Yeadon thanked the Coalinga Police and Fire Departments for their quick response to a recent utility trailer fire, noting their efforts likely prevented a CalNeva pickup from becoming a total loss.

The following individual(s) submitted written comment(s):

None

4. PUBLIC HEARINGS

None

5. CONSENT CALENDAR

1. Check Register: 4/01/2025 – 4/30/2025

2. Authorize and Approve Contracts for CY 2024 Intergovernmental Transfer Program Participation

3. Approval of an Agreement between the City of Coalinga and West Hills Community College District for Campus Police Officer Services (2025 – 2026)

4. City Council Authorizing the Interim City Manager to Execute a 3-Year Renewal Contract with Retail Strategies

5. Introduction and Waiver of First Reading of Ordinance No. 873 – Amending Chapter 4A of the Coalinga Municipal Code regarding Cross-Connection Control and Backflow Prevention

6. Approval of the Second Amendment to the Communications Site Lease Agreement with T-Mobile West Tower LLC for the Continued Use of a Portion of City-Owned Property for Telecommunication Purposes (Cell Tower Site Lease at Palmer Avenue and Highway 198/33)

Item No. 5.6 was Pulled for discussion by Councilman Ramirez.

Interim City Manager Sean Brewer provided a brief overview of the item.

7. Discussion and Potential Action regarding the Adoption of Resolution No. 4272, Establishing a Temporary Policy for the Issuance of Press Releases by the Mayor on behalf of the City Council

Item No. 5.7 was Pulled for discussion by Councilman Schindler.

Interim City Manager Sean Brewer provided a brief overview of the item.

Consensus of the Council is to amend the policy to include the ability for staff to reach out to other members of the City Council if both the Mayor and Mayor Pro-Tem are unavailable.

8. Council Review and Approval of a Homeless Encampment Policy

Item No. 5.8 was Pulled for discussion by Mayor Pro-Tem Horn.

Mayor Pro-Tem Horn requested that a feature be added to the city's app to allow citizens to submit complaints or concerns regarding homeless encampments.

9. City Council Approval of a City Council Electronic Devise Purchase and Buyback Policy

Item No. 5.9 was Pulled for discussion by Mayor Vosburg.

Mayor Vosburg provided requested that the policy be amended to include an annual depreciation rather than a flat 4year value, noting that some Councilmembers start midterm or resign, and this would ensure everyone has the same opportunity.

10. City Council Approval of a New Hanger Waitlist Policy for New Coalinga Municipal Airport

11. Council Adoption of Resolution No. 4273 Amending the Assistant City Manager Pay Scale

12. Adopt Resolution No. 4274 Approving the Business Systems Analyst Job Description

13. Adopt Resolution No. 4275 Approving the Lube Technician Job Description

Item No. 5.13 was Pulled for discussion by Councilman Schindler.

Interim City Manager provided a brief overview of the item.

14. Adopt Resolution No. 4276 Approving the Public Outreach Coordinator Job Description

Item No. 5.15 was Pulled for discussion by Councilman Ramirez.

Interim City Manager Sean Brewer provided a brief overview of the item.

15. Council Consideration of Staff's Recommendation regarding a Request by Councilmember Horn to Purchase Window Tint Meters for the Police Department – Future Agenda Item

Item No. 5.16 was Pulled for discussion by Mayor Vosburg.

16. Award Sharp Ambulance Billing the Contract for Ambulance Billing Services

17. Consideration of Bid Award for Resurfacing Project – Phase 2

18. Consideration of Bid Award for Phelps Avenue Rehabilitation Phase II

19. Consideration of Bid Award for AHSC Pacific Apts STI & TRA

20. Consideration of City to Purchase Solar Lights for AHSC Pacific Apts STI & TRA

21. Authorize Interim City Manager to Sign and Submit Local Transportation Development Funds for Fiscal Year 2025-2026

22. Adopt Resolution No. 4265 Adopting the Fiscal Year 2025-2026 Annual Budget

Item No. 5.22 was Pulled for discussion by Councilman Schindler.

Councilman Schindler requested a separate vote on Item No. 5.22.

Interim City Manager Sean Brewer provided a brief overview of the item.

Councilman Schindler and Councilman Hedgecock expressed opposition to approving the Fiscal Year 2025-2026 budget with an increase in Council pay.

23. Adopt Resolution No. 4270 – Authorizing for One-Time Projects and Purchases in FY26 Budget

24. Adopt Resolution No. PFA 25-01 Adopting FY25/26 Budget for the Coalinga Public Financing Authority

25. Adopt Resolution No. 4267 Adopting the Annual City of Coalinga Reserve Policy for the General Fund Reserve and Enterprise Funds for Fiscal Year 2025-2026

26. Adopt Resolution No. 4266 to Commit fund Balance from the General Fund to Purchase a New Smeal Fire Engine in the Amount of $1,200,000 for Fiscal Year 2025-2026

27. Adopt Resolution No. SA-349 Adopting FY25/26 Budget for the Successor Agency former Redevelopment Agency of the City of Coalinga

28. Adopt Resolution No. 4269 Ad Valorem FY 2025-2026 Property Tax Assessment for Public Safety Employees of the City of Coalinga

29. Adopt Resolution No. 4271 Annual Gann Appropriation Limit for Fiscal Year 2025-2026

30. Adopt Resolution No. 4268 Establishing a Minimum Fund Balance Requirement for the General Fund

31. Consideration of Bid Award for Coalinga Perimeter Multi-Use Trail 3, 4, 9

32. Approve MINUTES – May 15, 2025

Motion by Schindler, Second by Hedgecock to Approve removing Item No. 5.22 from the Consent Calendar for a separate vote. ***Approved*** *by 5/0 Roll-Call Majority Vote.*

Motion by Schindler, Second by Horn to Approve Consent Calendar Item Nos. 5.1 through 5.6, Modifying Item No. 5.7 to include an alternative member of the Council when the Mayor/Mayor Pro-Tem are unavailable, Modifying Item No. 5.9 to include an annual depreciation rather than a 4year valuation, 5.10 through 5.21, and 5.23 through 5.32. ***Approved*** *by 5/0 Roll-Call Majority Vote.*

Motion by Hedgecock, Second by Schindler to Approving Item No. 5.22 Adopting the Fiscal Year 2025-2026 Annual Budget without an increase to the Council's Pay. ***Approved*** *by 5/0 Roll-Call Majority Vote.*

6. ORDINANCE PRESENTATION, DISCUSSION AND POTENTIAL ACTION ITEMS

1. City Council Authorizing the Interim City Manager to Execute a Letter of Interest with Momentum Tactical, LLC: Military Freefall Training Facility at Coalinga Municipal Airport
   Sean Brewer, Interim City Manager

Interim City Manager Sean Brewer provided a brief overview of the item.

Pete Lubrano and Matt Leonard of Momentum Tactical, LLC joined via Zoom.

Motion by Hedgecock, Second by Horn Approving the Interim City Manager to execute of a Letter of Intent with Momentum Tactical, LLC for the development and operation of a military freefall training and tactical canopy instruction facility at the Coalinga Municipal Airport. ***Approved*** *by 5/0 Roll-Call Majority Vote.*

2. Council Receive and Provide Potential Direction related to the Coalinga Airshow Scheduled for Saturday, September 27, 2025
   Sean Brewer, Interim City Manager

Interim City Manager Sean Brewer provided a brief overview of the item.

Consensus of the Council is for staff to move forward with the September 27, 2025 Coalinga Air Show preparations as presented.

3. Discussion, Direction and Potential Action related to an Ambulance Rate Adjustment
   Greg DuPuis, Fire Chief

Fire Chief Greg DuPuis provided an overview of the item.

Motion by Ramirez, Second by Horn to Adopt Resolution No. 4277, Approving an Updated Ambulance Service Rete Structure for the Coalinga Fire Department, Effective July 1, 2025. ***Approved*** *by 5/0 Roll-Call Majority Vote.*

7. ANNOUNCEMENTS

City Manager's Announcements:

City Attorney Mario Zamora announced Griswold, LaSalle, Cobb, Dowd & Gin LLP will be celebrating their 80th anniversary with an Open House on Friday, June 27, from 5:00 to 7:00 PM at their office in Hanford and hopes the City Council and management staff are able to attend the celebration.

Council Member's Announcements:

Councilman Ramirez congratulated and thanked all Coalinga High School student athletes for a successful year, noting the many Valley Champions and All-Stars in various sports, and expressed pride in their accomplishments and future endeavors.

Mayor's Announcements:

Mayor Vosburg thanked public safety personnel and the public for attending the meeting, acknowledging that it can be taxing to sit through the Council's dissection of agenda items but emphasized that thorough discussion is important to ensure the best decisions are being made for the community.

Mayor Vosburg also announced that the City's 911 system is temporarily down and calls are currently being routed through the Fresno County Sheriff's Office until the issue is resolved.

8. FUTURE AGENDA ITEMS

Councilman Hedgecock requested a Future Agenda Item to hold a briefing or workshop on City safety policies and procedures, including catastrophic emergency response preparedness and training across all departments.

Mayor Vosburg requested a Future Agenda Item to have the City's Emergency Response Plan (ERP) information added to a dedicated section on the City's website for public access.

Mayor Vosburg requested a microphone for public use to accommodate individuals who cannot easily approach the podium.

Mayor Pro-Tem Horn requested a Future Agenda Item to approve the donation of his entire Council stipend, through the end of his term, to the Coalinga K-9 Foundation,

9. CLOSED SESSION

1. City Manager's Performance Evaluation - Government Code Section 54957(b)

2. REAL PROPERTY NEGOTIATIONS – Government Code Section 54956.8. CONFERENCE WITH REAL PROPERTY NEGOTIATORS. PROPERTY: 638 E. Polk Street (APN: 083-123-02) located in the City of Coalinga. CITY NEGOTIATORS: Interim City Manager Sean Brewer and City Attorney Mario Zamora. NEGOTIATING PARTIES: Bajwa Kalwinder. UNDER NEGOTIATION: Price and Terms of Payment

3. REAL PROPERTY NEGOTIATIONS – Government Code Section 54956.8. CONFERENCE WITH REAL PROPERTY NEGOTIATORS. PROPERTY: APNs: 083-030-68 and 083-030-63 located in the City of Coalinga. CITY NEGOTIATORS: Interim City Manager Sean Brewer and City Attorney Mario Zamora. NEGOTIATING PARTIES: Hidemi Kimura. UNDER NEGOTIATION: Price and Terms of Payment

4. PUBLIC EMPLOYEE APPOINTMENT – Government Code Section 54957. Title: City Manager

During Changes to the Agenda, Interim City Manager Sean Brewer announced that Item No. 9.4 should reflect 2 Cases, not 3 Cases.

10. CLOSED SESSION REPORT

None

11. ADJOURNMENT 8:13 PM

APPROVED:

_____
Nathan Vosburg, Mayor

ATTEST:

_____
Shannon Jensen, City Clerk

_____
Date

STAFF REPORT - CITY COUNCIL/SUCCESSOR AGENCY/PUBLIC FINANCE AUTHORITY

Subject:	Approve MINUTES - July 2, 2025 (SPECIAL - 8am)
Meeting Date:	Thursday, July 17, 2025
From:	Sean Brewer, Interim City Manager
Prepared by:	Shannon Jensen, City Clerk

I. RECOMMENDATION:

II. BACKGROUND:

III. DISCUSSION:

IV. ALTERNATIVES:

V. FISCAL IMPACT:

ATTACHMENTS:

File Name	Description
MINUTES_SPECIAL-8am_For_Approval_070225.pdf	Minutes - July 2, 2025 (SPECIAL - 8am)

SPECIAL
MINUTES
CITY COUNCIL/SUCCESSOR AGENCY/PUBLIC FINANCE AUTHORITY MEETING AGENDA
July 2, 2025

1. CALL TO ORDER 8:02 AM

Council Members Present:	Vosburg, Horn, Ramierz (arrived at 8:21am), Schindler, Hedgecock (arrived at 8:08am)
Others Present:	City Attorney Mario Zamora, and City Clerk Shannon Jensen
Council Members Absent:	None
Others Absent:	Interim City Manager Sean Brewer, Chief of Police Jose Garza, Police Commander Sean Young, Financial Services Director Mai Vang (arrived late), City Treasurer Dawn Kahikina, Fire Chief Greg DuPuis, and Administrative Analyst Mercedes Garcia
Changes to the Agenda:	Interim City Manager Sean Brewer announced the following Changes to the Agenda: None

Motion by Schindler, Second by Horn to Approve the Agenda for the Special meeting of June 18, 2025. Motion ***Approved*** *by 3/0 Majority Voice Vote. (Ramirez and Hedgecock arrived after Roll-Call)*

2. AWARDS, PRESENTATIONS, APPOINTMENTS AND PROCLAMATIONS

None

3. CITIZEN COMMENTS

The following individual(s) spoke under Citizen Comments:

None

The following individual(s) submitted written comment(s):

None

4. PUBLIC HEARINGS

None

5. CONSENT CALENDAR

None

6. ORDINANCE PRESENTATION, DISCUSSION AND POTENTIAL ACTION ITEMS

None

7. ANNOUNCEMENTS

City Manager's Announcements:

None

Council Member's Announcements:

None

Mayor's Announcements:

None

8. FUTURE AGENDA ITEMS

None

9. CLOSED SESSION

1. PUBLIC EMPLOYEE APPOINTMENT – Government Code Section 54957. Title: City Manager

10. CLOSED SESSION REPORT

None

11. ADJOURNMENT 5:03 PM

APPROVED:

_____

Nathan Vosburg, Mayor

ATTEST:

_____

Shannon Jensen, City Clerk

_____

Date

STAFF REPORT - CITY COUNCIL/SUCCESSOR AGENCY/PUBLIC FINANCE AUTHORITY

Subject:	Check Register: 5/01/2025-5/31/2025
Meeting Date:	Thursday, July 17, 2025
From:	Sean Brewer, Interim City Manager
Prepared by:	Yasmin Gonzalez, Financial Services Supervisor

I. RECOMMENDATION:

II. BACKGROUND:

III. DISCUSSION:

IV. ALTERNATIVES:

V. FISCAL IMPACT:

ATTACHMENTS:

File Name	Description
2025-05_Check_Register_Cover_Sheet_for_Council.pdf	Check Register Cover Sheet - May 2025
2025-05_Expense_Approval_Rpt.pdf	Check Register - May 2025

CITY OF COALINGA
The Sunny Side of the Valley

CHECK REGISTER

COUNCIL MEETING OF
Thursday, July 17th, 2025

EXPENSES: 5/1/2025 through 5/31/2025

ACCOUNTS PAYABLE:

Month Ending:	5/31/2025	Registers: # 78084 - 78345	**$**	**1,446,671.96**

PAYROLL:

Pay Period Ending:	5/4/2025	Payroll Check #	$	-
Pay Date:	5/9/2025	Direct Deposit	$	223,694.50
		Payroll Total:	**$**	**223,694.50**
Pay Period Ending:	5/18/2025	Payroll Check # 18958 - 18964	$	1,610.28
Pay Date:	5/23/2025	Direct Deposit	$	213,419.42
.		**Payroll Total:**	**$**	**215,029.70**

TOTAL CHECK REGISTERS THROUGH: 5/31/25 $ 1,885,396.16

City of Coalinga

Expense Approval Report
By Payment Number

Payment Dates 5/1/2025 - 5/31/2025

Payment Number	Payment Date / Payable Number	Vendor # / Description	Vendor Name	Account Number	Project Account Key	Payment Amount / Item Amount
78084	5/1/2025	02475	Alberto Ramirez			2,748.33
	0011785	04/25 BLDG Janitorial Services-April 2		101-432-84030		2,200.00
	0011786	04/25 BLDG Additional Janitorial Svcs		101-432-84030		123.33
	0011787	04/25 PW Janitorial Services-April 20		501-508-84030		141.67
	0011787	04/25 PW Janitorial Services-April 20		502-510-84030		141.66
	0011787	04/25 PW Janitorial Services-April 20		503-521-84030		141.67
78085	5/1/2025	02833	ALLEGION ACCESS TECH LLC			600.00
	0907320593	02/25 BLDG Annual Lobby Door Main		101-432-84030		600.00
78086	5/1/2025	02386	American Office Solutions, LLC			4,354.59
	24686	03/25 FD IT Data Backup Subscription		101-416-88040		165.08
	24687	03/25 PD IT Backup Subscription-Apri		101-413-88040		1,781.25
	24710	04/25 FD IT Data Backup Subscription		101-416-88040		165.08
	24711	04/25 PD IT Backup Subscription-May		101-413-88040		1,781.25
	24750	04/25 FD Power Cord		101-416-88040		11.93
	24752	03/25 PD IT Technical Support		101-413-88040		450.00
78087	5/1/2025	02978	Angel Armor, LLC			6,634.19
	INV12977	03/25 PD Stealth Carriers-Fairbanks &		101-413-70101		2,292.88
	INV12979	01/25 PD Gear-C Cruz		950-000-34700		969.91
	INV12980	01/25 PD Gear-A Diaz		950-000-34700		971.40
	INV12990	01/25 PD Gear-V Carias		950-000-34700		1,200.00
	INV131937	01/25 PD Gear-D Sauceda		950-000-34700		1,200.00
78088	5/1/2025	02340	Antonio Basulto			143.65
	104	04/25 FD EMS AMB Run Meal Reimb		117-416-75010		19.95
	19123643	04/25 FD EMS AMB Run Meal Reimb		117-416-75010		8.91
	2	04/25 FD EMS AMB Run Meal Reimb		117-416-75010		13.55
	20646733	04/25 FD EMS AMB Run Meal Reimb		117-416-75010		8.04
	21	03/25 FD EMS AMB Run Meal Reimb		117-416-75010		11.65
	3-215337	04/25 FD EMS AMB Run Meal Reimb		117-416-75010		12.82
	3-216455	04/25 FD EMS AMB Run Meal Reimb		117-416-75010		31.63
	534	03/25 FD EMS AMB Run Meal Reimb		117-416-75010		15.17
	8	03/25 FD EMS AMB Run Meal Reimb		117-416-75010		21.93
78089	5/1/2025	02082	AutoZone, Inc.			246.00
	05919366804	04/25 FD EMS Condenser Unit #M25		117-416-84060		302.07
	05919380958	04/25 PW Crack Sealer Tape		107-422-70130		9.93
	CM05919362568	03/25 PD Battery Core Returned		101-413-84060		-22.00
	CM05919362569	03/25 PD Battery Core Returned		101-413-84060		-22.00
	CM05919362570	03/25 PD Battery Core Returned		101-413-84060		-22.00
78090	5/1/2025	03031	BACKFLOW SOLUTIONS INC			1,495.00
	10008	02/25 PW Cross Connection-Online S		501-508-86030		1,495.00
78091	5/1/2025	1112	Billingsley Tire Service			6,321.63
	301361	03/25 PD (4) New Tires-Lic E1627750		101-413-84060		906.17
	301421	03/25 PD (4) New Tires Lic E1914003		101-413-84060		663.78
	301750	03/25 PD Oil & Filter Change Unit #C9		101-413-84060		356.69
	302096	04/25 PW Tire Repair-UTV		101-440-84060		30.00
	302353	04/25 PW (2) New Tires Airport Unit		501-508-84060		280.45
	302353	04/25 PW (2) New Tires Airport Unit		502-510-84060		280.44
	302353	04/25 PW (2) New Tires Airport Unit		503-521-84060		280.44
	302357	04/25 FD EMS A/C Repairs Unit #M25		117-416-84060		808.50

Payment Number	Payment Date / Payable Number	Vendor # / Description	Vendor Name	Account Number	Project Account Key	Payment Amount / Item Amount
	302394	04/25 FD EMS (4) New Tires & Alignm		117-416-84060		2,715.16
78092	5/1/2025	1122	Borges & Mahoney Co.			202.65
	145904	04/25 WP Gear Oil Lubricant		501-503-70140		202.65
78093	5/1/2025	02504	Brian Corley			1,350.87
	25-0416	03/25 WWP Aertor #5 Repairs		503-520-84020		906.17
	25-041602	04/25 WWP Meg Test 5 Motors		503-520-84020		444.70
78094	5/1/2025	1142	California Business Machines			1,333.71
	368044	01/25 CC Copier Maint. Agreement-D		101-401-84010		11.10
	368044	01/25 CD Copier Maint. Agreement-D		101-404-84010		4.74
	368044	01/25 BLDG Copier Maint. Agreemen		101-404-84010		3.46
	368044	01/25 PW Copier Maint. Agreement-		101-404-84010		3.97
	368044	01/25 ADMIN Copier Maint. Agreeme		101-405-84010		22.32
	368044	01/25 FIN Copier Maint. Agreement-		101-406-84010		0.10
	368044	01/25 FIN Copier Maint. Agreement-		101-406-84010		4.27
	368044	01/25 HR Copier Maint Agreement-D		101-408-84010		22.95
	368044	01/25 PD Copier Maint. Agreement-D		101-413-84010		116.51
	368044	01/25 FD Copier Maint. Agreement-D		101-416-84010		19.22
	368044	01/25 PW Copier Maint. Agreement-		107-422-84010		9.93
	368044	01/25 HR Copier Maint Agreement-D		107-422-84010		0.90
	368044	01/25 HR Copier Maint Agreement-D		117-416-84010		5.40
	368044	01/25 FIN Copier Maint. Agreement-		501-406-84010		1.31
	368044	01/25 HR Copier Maint Agreement-D		501-406-84010		1.78
	368044	01/25 FIN Copier Maint. Agreement-		501-406-84010		56.87
	368044	01/25 WP Copier Maint. Agreement-		501-503-84010		40.29
	368044	01/25 WP Copier Maint. Agreement-		501-503-84010		5.65
	368044	01/25 HR Copier Maint Agreement-D		501-503-84010		2.70
	368044	01/25 HR Copier Maint Agreement-D		501-508-84010		3.15
	368044	01/25 PW Copier Maint. Agreement-		501-508-84010		1.99
	368044	01/25 FIN Copier Maint. Agreement-		502-406-84010		1.15
	368044	01/25 HR Copier Maint Agreement-D		502-406-84010		1.80
	368044	01/25 PW Copier Maint. Agreement-		502-510-84010		7.94
	368044	01/25 HR Copier Maint Agreement-D		502-510-84010		3.15
	368044	01/25 FIN Copier Maint. Agreement-		502-510-84010		49.76
	368044	01/25 HR Copier Maint Agreement-D		503-406-84010		0.68
	368044	01/25 FIN Copier Maint. Agreement-		503-406-84010		28.43
	368044	01/25 FIN Copier Maint. Agreement-		503-406-84010		0.66
	368044	01/25 WWP Copier Maint. Agreemen		503-520-84010		6.58
	368044	01/25 PW Copier Maint. Agreement-		503-520-84010		9.93
	368044	01/25 WWP Copier Maint. Agreemen		503-520-84010		23.84
	368044	01/25 HR Copier Maint Agreement-D		503-520-84010		1.35
	368044	01/25 HR Copier Maint Agreement-D		503-521-84010		0.45
	368044	01/25 PW Copier Maint. Agreement-		503-521-84010		5.96
	368044	01/25 FIN Copier Maint. Agreement-		504-406-84010		0.07
	368044	01/25 HR Copier Maint Agreement-D		504-406-84010		0.23
	368044	01/25 FIN Copier Maint. Agreement-		504-406-84010		2.84
	368044	01/25 HR Copier Maint Agrepier Mai		820-610-84010		0.45
	368342	01/25 FIN Waste Toner Unit COAL16		101-406-84010		0.82
	368342	01/25 FIN Waste Toner Unit COAL16		501-406-84010		10.88
	368342	01/25 FIN Waste Toner Unit COAL16		502-406-84010		9.52
	368342	01/25 FIN Waste Toner Unit COAL16		503-406-84010		5.44
	368342	01/25 FIN Waste Toner Unit COAL16		504-406-84010		0.53
	468682	03/25 CC Copier Maintenance. Agree		101-401-84010		9.47
	468682	03/25 CD Copier Maintenance. Agree		101-404-84010		4.89
	468682	03/25 Copier Maintenance. Agreeme		101-404-84010		4.82
	468682	03/25 ADMIN Copier Maintenance. A		101-405-84010		22.34
	468682	03/25 FIN Copier Maintenance. Agre		101-406-84010		3.06
	468682	03/25 FIN Copier Maintenance. Agre		101-406-84010		0.10

Payment Number	Payment Date Payable Number	Vendor # Description	Vendor Name	Account Number	Project Account Key	Payment Amount Item Amount
	468682	03/25 HR Copier Maintenance. Agree		101-408-84010		17.64
	468682	03/25 PD Copier Maintenance. Agree		101-413-84010		113.62
	468682	03/25 FD Copier Maintenance. Agree		101-416-84010		23.23
	468682	03/25 HR Copier Maintenance. Agree		107-422-84010		0.69
	468682	03/25 HR Copier Maintenance. Agree		117-416-84010		4.15
	468682	03/25 FIN Copier Maintenance. Agre		501-406-84010		40.77
	468682	03/25 HR Copier Maintenance. Agree		501-406-84010		1.36
	468682	03/25 FIN Copier Maintenance. Agre		501-406-84010		1.27
	468682	03/25 WP Copier Maintenance. Agre		501-503-84010		5.68
	468682	03/25 HR Copier Maintenance. Agree		501-503-84010		2.07
	468682	03/25 HR Copier Maintenance. Agree		501-508-84010		2.42
	468682	03/25 HR Copier Maintenance. Agree		502-406-84010		1.38
	468682	03/25 FIN Copier Maintenance. Agre		502-406-84010		1.11
	468682	03/25 FIN Copier Maintenance. Agre		502-406-84010		35.67
	468682	03/25 HR Copier Maintenance. Agree		502-510-84010		2.42
	468682	03/25 FIN Copier Maintenance. Agre		503-406-84010		20.38
	468682	03/25 FIN Copier Maintenance. Agre		503-406-84010		0.64
	468682	03/25 HR Copier Maintenance. Agree		503-406-84010		0.52
	468682	03/25 WWP Copier Maintenance. Agr		503-520-84010		7.03
	468682	03/25 HR Copier Maintenance. Agree		503-520-84010		1.04
	468682	03/25 WWP Copier Maintenance. Agr		503-520-84010		10.76
	468682	03/25 HR Copier Maintenance. Agree		503-521-84010		0.35
	468682	03/25 FIN Copier Maintenance. Agre		504-406-84010		0.07
	468682	03/25 FIN Copier Maintenance. Agre		504-406-84010		2.05
	468682	03/25 HR Copier Maintenance. Agree		504-406-84010		0.17
	468682	03/25 HR Copier Maintenance. Agree		820-610-84010		0.35
	476075	04/25 CC Copier Maint. Agreement-		101-401-84010		1.15
	476075	04/25 BLDG Copier Maint. Agreemen		101-404-84010		3.46
	476075	04/25 CD Copier Maint. Agreement-		101-404-84010		14.95
	476075	04/25 ADMIN Copier Maint. Agreeme		101-405-84010		48.43
	476075	04/25 FIN Copier Maintenance. Agre		101-406-84010		0.24
	476075	04/25 FIN Copier Maintenance. Agre		101-406-84010		3.93
	476075	04/25 HR Copier Maintenance. Agree		101-408-84010		20.31
	476075	04/25 PD Copier Maint. Agreement-		101-413-84010		163.73
	476075	04/25 FD Copier Maint. Agreement-		101-416-84010		3.18
	476075	04/25 HR Copier Maintenance. Agree		107-422-84010		0.80
	476075	04/25 HR Copier Maintenance. Agree		117-416-84010		4.79
	476075	04/25 FIN Copier Maintenance. Agre		501-406-84010		52.41
	476075	04/25 FIN Copier Maintenance. Agre		501-406-84010		3.17
	476075	04/25 HR Copier Maintenance. Agree		501-406-84010		1.58
	476075	04/25 WP Copier Maintenance. Agre		501-503-84010		24.81
	476075	04/25 HR Copier Maintenance. Agree		501-503-84010		2.39
	476075	01/25 WP Copier Maint. Agreement-		501-503-84010		7.37
	476075	04/25 HR Copier Maintenance. Agree		501-508-84010		2.79
	476075	04/25 HR Copier Maintenance. Agree		502-406-84010		1.60
	476075	04/25 FIN Copier Maintenance. Agre		502-406-84010		2.78
	476075	04/25 FIN Copier Maintenance. Agre		502-406-84010		45.86
	476075	04/25 HR Copier Maintenance. Agree		502-510-84010		2.79
	476075	04/25 HR Copier Maintenance. Agree		503-406-84010		0.60
	476075	04/25 FIN Copier Maintenance. Agre		503-406-84010		26.20
	476075	04/25 FIN Copier Maintenance. Agre		503-406-84010		1.59
	476075	04/25 WWP Copier Maintenance. Agr		503-520-84010		28.61
	476075	04/25 WWP Copier Maint. Agreemen		503-520-84010		6.62
	476075	04/25 HR Copier Maintenance. Agree		503-520-84010		1.20
	476075	04/25 HR Copier Maintenance. Agree		503-521-84010		0.40
	476075	04/25 FIN Copier Maintenance. Agre		504-406-84010		0.16
	476075	04/25 HR Copier Maintenance. Agree		504-406-84010		0.20
	476075	04/25 FIN Copier Maintenance. Agre		504-406-84010		2.62
	476075	04/25 HR Copier Maintenance. Agree		820-610-84010		0.40

Payment Number	Payment Date / Payable Number	Vendor # / Description	Vendor Name	Account Number	Project Account Key	Payment Amount / Item Amount
78102	5/1/2025	02548	Caltrol, Inc.			9,667.35
	C274038	03/25 WP Limitorq Maintenace		501-503-84020		9,667.35
78103	5/1/2025	02768	CDCE Incorporated			2,785.27
	143547	04/25 PD Computer Programming		101-413-98040		2,785.27
78104	5/1/2025	1192	Chemtrade Chemicals US, LLC			14,443.47
	90218334	03/25 WP Aluminum Sulfate		501-503-70240		7,326.03
	90227853	04/25 WP Aluminum Sulfate		501-503-70240		7,117.44
78105	5/1/2025	02598	Cintas Corporation No. 2			333.96
	5263615602	04/25 WP First Aid Kits Refilled		501-503-84072		57.54
	5263615602	04/25 WWP First Aid Kits Refilled		503-520-84073		57.55
	5264858903	04/25 PD First Aid Kits Refilled		101-413-88100		114.01
	5264858903	04/25 BLDG First Aid Kits Refilled		101-432-84030		25.89
	5264858903	04/25 PW First Aid Kits Refilled		503-521-70440		78.97
78106	5/1/2025	1224	Coalinga Hardware			125.86
	833363	04/25 WP Air Filters		501-503-70140		45.53
	833445	04/25 WP Key Blanks		501-503-70140		23.76
	833522	04/25 FD 2nd Floor Picture Hanging K		101-416-70440		14.48
	833586	04/25 FD Front Office Window Film		101-416-84030		38.29
	833697	04/25 PW Loose Fasteners for Bobcat		501-508-84060		1.27
	833697	04/25 PW Loose Fasteners for Bobcat		502-510-84060		1.27
	833697	04/25 PW Loose Fasteners for Bobcat		503-521-84060		1.26
78107	5/1/2025	1288	Department of Justice			2,929.00
	799842	03/25 PD DOJ Livescans-February 202		101-413-88100		1,785.00
	806445	04/25 PD DOJ Livescan-March 2025		101-413-88100		1,144.00
78108	5/1/2025	02289	Elecsys International, LLC			156.00
	SIP-E213146	04/25 PW Rectifier Cell Data-April 20		502-510-72030		156.00
78109	5/1/2025	1404	Fresno County Fire Protection District			7,114.80
	2850	02/25 FD EMS Huron Station Lease-6		117-416-75060		7,114.80
78110	5/1/2025	1407	Fresno County Sheriff			180.60
	SO22356	01/25 PD Prisoner Processing Svcs (1		101-413-88100		72.24
	SO22625	04/25 PD Prisoner Processing Svcs (1/		101-413-88100		108.36
78111	5/1/2025	02125	Granicus, LLC			16,056.51
	199573	03/25 Novus Agenda (05/02/25-05/0		101-401-88040		160.57
	199573	03/25 Novus Agenda (05/02/25-05/0		101-404-88040		160.57
	199573	03/25 Novus Agenda (05/02/25-05/0		101-405-88040		160.57
	199573	03/25 Novus Agenda (05/02/25-05/0		101-406-88040		160.57
	199573	03/25 Novus Agenda (05/02/25-05/0		101-408-88040		160.57
	199573	03/25 Novus Agenda (05/02/25-05/0		101-413-88040		160.57
	199573	03/25 Novus Agenda (05/02/25-05/0		101-416-88040		160.57
	199573	03/25 Novus Agenda (05/02/25-05/0		101-431-88040		160.57
	199573	03/25 Novus Agenda (05/02/25-05/0		101-435-88040		160.57
	199573	03/25 Novus Agenda (05/02/25-05/0		101-440-88040		160.57
	199573	03/25 Novus Agenda (05/02/25-05/0		107-422-88040		1,605.65
	199573	03/25 Novus Agenda (05/02/25-05/0		110-424-88040		1,605.65
	199573	03/25 Novus Agenda (05/02/25-05/0		125-422-88040		1,605.65
	199573	03/25 Novus Agenda (05/02/25-05/0		127-422-88040		1,605.65
	199573	03/25 Novus Agenda (05/02/25-05/0		501-406-88040		536.29
	199573	03/25 Novus Agenda (05/02/25-05/0		501-503-88040		534.67
	199573	03/25 Novus Agenda (05/02/25-05/0		501-508-88040		534.67
	199573	03/25 Novus Agenda (05/02/25-05/0		502-510-88040		1,605.65
	199573	03/25 Novus Agenda (05/02/25-05/0		503-406-88040		536.29
	199573	03/25 Novus Agenda (05/02/25-05/0		503-520-88040		534.67
	199573	03/25 Novus Agenda (05/02/25-05/0		503-521-88040		534.67

Payment Number	Payment Date / Payable Number	Vendor # / Description	Vendor Name	Account Number	Project Account Key	Payment Amount / Item Amount
	199573	03/25 Novus Agenda (05/02/25-05/0		504-535-88040		1,605.65
	199573	03/25 Novus Agenda (05/02/25-05/0		820-610-88040		1,605.65
78113	5/1/2025	02634	GSE Construction Company Inc.			42,696.85
	5-Moss Screen	04/25 WP Moss Screen Upgrade-Prog		501-503-98441		44,944.05
	CM00005	04/25 WP Moss Screen Upgrades-Ret		501-000-10003		-2,247.20
78114	5/1/2025	1451	Hach Company			7,251.50
	14454144	04/25 WP Quarterly Maintenance Ser		501-503-84020		7,251.50
78115	5/1/2025	1908	HdL Coren & Cone			2,507.73
	SIN049700	04/25 Property Tax Services (April-Ju		820-610-88100		2,507.73
78116	5/1/2025	02017	JH Tackett Marketing			433.00
	813389	04/25 PW Safety Vests		501-508-70101		57.74
	813389	04/25 PW Overalls		502-510-70101		259.80
	813389	04/25 PW Safety Vests		502-510-70101		57.73
	813389	04/25 PW Safety Vests		503-521-70101		57.73
78117	5/1/2025	1593	Life Assist, Inc.			1,352.67
	1590879	04/25 FD EMS Medical Supplies		117-416-75000		939.53
	1591048	04/25 FD EMS AMB Medical Supplies		117-416-75000		359.34
	1591125	04/25 FD EMS AMB Medical Supplies		117-416-75000		53.80
78118	5/1/2025	03026	MARIA MARTINEZ			1,730.00
	0011789	04/25 WP Turf Replacement Program		501-503-98471		1,730.00
78119	5/1/2025	03029	MEISTER SEALCOAT & SUPPLIES, LLC			261.57
	69250	04/25 PW Crack Sealer Repair Parts		107-422-84060		261.57
78120	5/1/2025	1658	Motion Industries			4,503.89
	CA-10-00918054	04/25 WWP Wire Rope		503-520-70140		59.87
	CA10-00918093	04/25 WP Varimot Gear Drive		501-503-84020		4,406.94
	CA10-00918406	04/25 WWP Cable Ferrule		503-520-70140		37.08
78121	5/1/2025	02746	Nexus Holding, LLc			1,100.00
	42-2045430	04/25 PD Gate Repairs		101-413-84030		1,100.00
78122	5/1/2025	1690	NTU Technologies, Inc.			9,204.00
	13159	04/25 WP Chemical Polymers		501-503-70270		9,204.00
78123	5/1/2025	1692	O'Reilly Automotive, Inc.			129.36
	4316-120899	04/25 PW Backhoe Starter Fluid		501-508-84060		2.91
	4316-120899	04/25 PW Backhoe Starter Fluid		502-510-84060		2.90
	4316-120899	04/25 PW Backhoe Starter Fluid		503-521-84060		2.90
	4316-120969	04/25 FD EMS Gas Cap Unit #M251		117-416-84060		16.49
	4316-121261	04/25 PD Oil & Filters Unit #C8		101-413-84060		64.86
	4316-121357	04/25 PW Fuel/Water Sep Unit #79		501-508-84060		6.74
	4316-121357	04/25 PW Fuel/Water Sep Unit #79		502-510-84060		6.74
	4316-121357	04/25 PW Fuel/Water Sep Unit #79		503-521-84060		6.73
	4316-121905	04/25 PW Crack Sealer Lock Pliers		107-422-84050		17.43
	4316-121991	04/25 PW Rototiller Fuel Hose		101-440-84050		1.66
78124	5/1/2025	02319	Quadient Leasing USA, Inc.			1,116.51
	Q1825958	04/25 FIN Postage Machine Lease (05		101-406-84010		33.50
	Q1825958	04/25 FIN Postage Machine Lease (05		501-406-84010		446.60
	Q1825958	04/25 FIN Postage Machine Lease (05		502-406-84010		390.78
	Q1825958	04/25 FIN Postage Machine Lease (05		503-406-84010		223.30
	Q1825958	04/25 FIN Postage Machine Lease (05		504-406-84010		22.33
78125	5/1/2025	03025	RAMELIA SILALAHI			2,000.00
	0011790	04/25 WP Turf Replacement Program		501-503-98471		2,000.00

Payment Number	Payment Date / Payable Number	Vendor # / Description	Vendor Name	Account Number	Project Account Key	Payment Amount / Item Amount
78126	5/1/2025	1755	Raul Herrera			250.00
	COALFD-APR14-202	04/25 HR Polygraph-Bell		101-408-89050		150.00
	COALFD-APR14-202	04/25 FD EMS Polygraph-Bell		117-416-89050		100.00
78127	5/1/2025	02687	RotoCo, LLC			7,246.15
	1676584619	04/25 BLDG Custodian Closet-Plumbi		101-432-84030		3,546.15
	1676586028	04/25 BLDG Replace Sloan Valve-Men		101-432-84030		1,850.00
	1677726420	04/25 PD Dispatch Restroom Plumbin		101-413-84030		1,850.00
78128	5/1/2025	1826	Shar-Craft, Incorporated			3,750.00
	71229	03/25 WWP Lubicups Grease		503-520-70140		3,750.00
78129	5/1/2025	03027	SIG SAUER, INC			1,671.00
	276586	04/25 PD Range Equipment		101-413-70101		1,671.00
78130	5/1/2025	1858	Sparkletts			443.43
	9689215-042425	04/25 BLDG Bottled Waster Delivery		101-432-72010		225.45
	9689215-042425	04/25 PW Bottled Waster Delivery		502-510-70440		108.99
	9689215-042425	04/25 PW Bottled Waster Delivery		503-521-70440		108.99
78131	5/1/2025	1873 OPCERT	State Water Resources Control Board			70.00
	0011784	04/25 PW D1 Certificate-B Crabtree		501-508-86030		70.00
78132	5/1/2025	02694	Stericycle, Inc.			219.98
	8010629208	04/25 PD Document Shredding		101-413-84010		219.98
78133	5/1/2025	1902	Thatcher Company, Inc.			5,853.74
	2025250102019	04/25 WP Chlorine		501-503-70300		9,153.74
	CM2025250900341	04/25 WP Chlorine Container Refund		501-503-70300		-3,300.00
78134	5/1/2025	02846	T-MOBILE USA INC			1,172.74
	0011791	03/21-04/20/25 307-0074 Internet M		101-416-72030		21.14
	0011791	03/21-04/20/25 307-0072 Mobile Int		101-416-72030		32.80
	0011791	03/21-04/20/25 307-0075 Internet M		101-416-72030		21.14
	0011791	03/21-04/20/25 559-307-0068 Mobil		101-416-72030		32.80
	0011791	03/21-04/20/25 559-403-5436 G. Du		101-416-72030		43.85
	0011791	03/21-04/20/25 559-307-0067 Mobil		101-416-72030		32.80
	0011791	03/21-04/20/25 559-307-0066 Mobil		101-416-72030		32.80
	0011791	03/21-04/20/25 559-307-0065 Mobil		101-416-72030		32.80
	0011791	03/21-04/20/25 559-307-0060 Mobil		101-416-72030		32.80
	0011791	03/21-04/20/25 559-307-0059 Mobil		101-416-72030		32.80
	0011791	03/21-04/20/25 559-307-0058 Mobil		101-416-72030		32.80
	0011791	03/21-04/20/25 559-601-6245 M.Sot		101-416-72030		43.85
	0011791	03/21-04/20/25 307-0069 Mobile Int		101-416-72030		32.80
	0011791	03/21-04/20/25 559-307-0057 Mobil		101-416-72030		32.80
	0011791	03/21-04/20/25 559-601-9359 K. Krid		101-416-72030		43.85
	0011791	03/21-04/20/25 403-3702 Internet Fi		101-416-72030		21.14
	0011791	03/21-04/20/25 559-601-9658 Mobil		101-416-72030		43.85
	0011791	03/21-04/20/25 307-0079 Mobile Int		101-416-72030		21.14
	0011791	03/21-04/20/25 307-0078 Mobile Int		101-416-72030		21.14
	0011791	03/21-04/20/25 307-0077 Internet E		101-416-72030		21.14
	0011791	03/21-04/20/25 307-0076 Internet M		101-416-72030		21.14
	0011791	03/21-04/20/25 403-5177 Internet Pr		101-416-72030		21.12
	0011791	03/21-04/20/25 559-929-2285 IPad B		101-416-72030		21.12
	0011791	03/21-04/20/25 559-929-2286 IPad B		101-416-72030		21.12
	0011791	03/21-04/20/25 559-929-2524 IPad E		101-416-72030		21.12
	0011791	03/21-04/20/25 559-929-6850 IPad B		101-416-72030		21.12
	0011791	03/21-04/20/25 307-0073 Internet M		101-416-72030		21.14
	0011791	03/21-04/20/25 559-601-9391 J. Milli		101-416-72030		43.85
	0011791	03/21-04/20/25 307-0070 Mobile Int		101-416-72030		32.80
	0011793	3/21/25-4/20/25 559-307-0084 100%		101-401-72030		30.80
	0011793	3/21/25-4/20/25 559-307-0083 100%		101-401-72030		30.80

Payment Number	Payment Date / Payable Number	Vendor # / Description	Vendor Name	Account Number	Project Account Key	Payment Amount / Item Amount
	0011793	3/21/25-4/20/25 559-307-0081 100%		101-401-72030		30.80
	0011793	3/21/25-4/20/25 559-307-0080 100%		101-401-72030		30.80
	0011793	3/21/25-4/20/25 559-307-0082 100%		101-401-72030		30.80
	0011793	3/21/25-4/20/25 559-630-2536 100%		101-404-72030		43.37
	0011793	3/21/25-4/20/25 559-942-1649 BLDG		101-404-72030		21.14
	0011793	3/21/25-4/20/25 559-246-6243 50%		101-405-72030		19.58
	0011793	3/21/25-4/20/25 559-885-2481 Code		101-405-72030		21.14
	0011793	3/21/25-4/25 559-401-9377 Financial		101-406-72030		5.87
	0011793	3/21/25-4/20/25 559-246-6243 50%		101-435-72030		19.58
	0011793	3/21/25-4/25 559-401-9377 Financial		107-422-72030		1.96
	0011793	3/21/25-4/25 559-401-9377 Financial		501-406-72030		11.75
	0011793	3/21/25-4/25 559-401-9377 Financial		502-406-72030		9.79
	0011793	3/21/25-4/25 559-401-9377 Financial		503-406-72030		7.44
	0011793	3/21/25-4/25 559-401-9377 Financial		504-406-72030		0.39
	0011793	3/21/25-4/25 559-401-9377 Financial		820-610-72030		1.96
78138	5/1/2025	02846	T-MOBILE USA INC			187.50
	0011797	3/21-04/20/25 362-6567 307-0124 W		501-503-72030		30.80
	0011797	3/21-04/20/25 341-9613 WP On-Call		501-503-72030		43.37
	0011797	3/21-04/20/25 362-6567 Fi307-0123		501-503-72030		30.80
	0011797	3/21-04/20/25 362-6567 Field Superv		501-503-72030		21.69
	0011797	3/21-04/20/25 383-4514 WP Primary		501-503-72030		39.16
	0011797	3/21-04/20/25 362-6567 Field Superv		503-520-72030		21.68
78139	5/1/2025	02555	TURF STAR INC			337.22
	FIN011364	03/25 PW Late Fee-INV063216		101-440-84060		29.19
	INV081551	04/25 PW Lawn Mower Belts		101-440-84060		308.03
78140	5/1/2025	1943	Tyler Technologies, Inc.			719.26
	025-506866	05/25 FIN Hardware Annual Fees-Rec		501-406-88040		287.70
	025-506866	05/25 FIN Hardware Annual Fees-Rec		502-406-88040		251.74
	025-506866	05/25 FIN Hardware Annual Fees-Rec		503-406-88040		165.43
	025-506866	05/25 FIN Hardware Annual Fees-Rec		504-406-88040		14.39
78141	5/1/2025	1961	Urban Futures, Inc.			2,300.00
	CD-2024-028	04/25 FY 2024 Continuing Disclosure/		820-610-96512		2,300.00
78142	5/1/2025	1944 CC	US Bank Corporate Payment Center			8,182.56
	USB-CD-MARCH202	03/25 CD Amazon-Office Supplies		101-401-70010		12.62
	USB-CD-MARCH202	03/25 CD Zum Sushi-ICSC/Monterey-		101-401-86011		32.89
	USB-CD-MARCH202	03/25 CD Portola Hotel-ICSC/Monter		101-401-86011		681.46
	USB-CD-MARCH202	03/25 CD Zum Sushi-ICSC/Monterey-		101-401-86013		31.74
	USB-CD-MARCH202	03/25 CD Portola Hotel-ICSC/Monter		101-401-86013		401.17
	USB-CD-MARCH202	03/25 CD Portola Hotel-ICSC/Monter		101-401-86013		369.77
	USB-CD-MARCH202	03/25 CD Portola Hotel-ICSC/Monter		101-401-86015		755.80
	USB-CD-MARCH202	03/25 CD Zum Sushi-ICSC/Monterey-		101-401-86015		25.19
	USB-CD-MARCH202	03/25 CD Adobe- Acrobat Subscriptio		101-404-86030		2.59
	USB-CD-MARCH202	03/25 CD Adobe- Acrobat Subscriptio		101-404-86030		2.59
	USB-CD-MARCH202	03/25 CD Zoom- Monthly Subscriptio		101-404-86030		15.99
	USB-CD-MARCH202	03/25 CD Fresno County-CEQA Fees-C		101-404-86500		1.15
	USB-CD-MARCH202	03/25 CD Fresno County-CEQA Fees-		101-404-86500		1.15
	USB-CD-MARCH202	03/25 CD Fresno County- Fees-NOD T		101-404-86500		1.15
	USB-CD-MARCH202	03/25 CD Fresno County-CEQA Fees-C		101-404-86500		1.15
	USB-CD-MARCH202	03/25 CD Fresno County-Fees-NOD Tr		101-404-86500		67.13
	USB-CD-MARCH202	03/25 CD Fresno County-Fees-NOD 2		101-404-86500		50.00
	USB-CD-MARCH202	03/25 CD Fresno County-CEQA Fees-C		101-404-86500		50.00
	USB-CD-MARCH202	03/25 CD Fresno County-Fees-NOD 2		101-404-86500		2,918.75
	USB-CD-MARCH202	03/25 CD Fresno County-CEQA Fees-		101-404-86500		50.00
	USB-CD-MARCH202	03/25 CD Fresno County-CEQA Fees-C		101-404-86500		50.00
	USB-CD-MARCH202	03/25 CD Amazon-Office Supplies		101-405-70010		12.62
	USB-CD-MARCH202	03/25 CD Amazon-Office Supplies		101-405-70010		25.05

Payment Number	Payment Date / Payable Number	Vendor # / Description	Vendor Name	Account Number	Project Account Key	Payment Amount / Item Amount
	USB-CD-MARCH202	03/25 CD Chevron-ICSC @ Monterey-		101-405-70160		50.61
	USB-CD-MARCH202	03/25 CD Arco-ICSC @ Monterey-Fuel		101-405-70160		35.82
	USB-CD-MARCH202	03/25 CD Chevron-ICSC @ Monterey-		101-405-70160		39.66
	USB-CD-MARCH202	03/25 CD Save Mart-Strategic Plannin		101-405-86010		11.38
	USB-CD-MARCH202	03/25 CD Busy Bee Bakery-Strategic P		101-405-86010		29.25
	USB-CD-MARCH202	03/25 CD Cafe 101-Chiefs Breakfast-B		101-405-86010		18.10
	USB-CD-MARCH202	03/25 CD Zum Sushi-ICSC/Monterey-		101-405-86010		31.72
	USB-CD-MARCH202	03/25 CD Salty Pickle-Strategic Planni		101-405-86010		238.45
	USB-CD-MARCH202	03/25 CD Portola Hotel-ICSC/Monter		101-405-86010		10.93
	USB-CD-MARCH202	03/25 CD Team CA-ICSC @ Monterey		101-405-86010		450.00
	USB-CD-MARCH202	03/25 CD Chipotlei-ICSC/Monterey-L		101-405-86010		17.21
	USB-CD-MARCH202	03/25 CD Portola Hotel-ICSC/Monter		101-405-86010		727.92
	USB-CD-MARCH202	03/25 CD Starbucks-Strategic Plannin		101-405-86010		22.00
	USB-CD-MARCH202	03/25 CD Open AI-ChatGPT Plus Subs		101-405-86030		20.00
	USB-CD-MARCH202	03/25 CD CCMF-Membership Renew		101-405-86030		400.00
	USB-CD-MARCH202	03/25 CD Survey Monkey-Monthly Su		107-422-86030		99.00
	USB-CD-MARCH202	03/25 CD US Drug Testing Ctrs-Testing		107-422-88060		39.97
	USB-CD-MARCH202	03/25 CD Adobe- Acrobat Subscriptio		501-503-86030		2.60
	USB-CD-MARCH202	03/25 CD Adobe- Acrobat Subscriptio		501-503-86030		2.60
	USB-CD-MARCH202	03/25 CD Adobe- Acrobat Subscriptio		501-508-86030		2.60
	USB-CD-MARCH202	03/25 CD Adobe- Acrobat Subscriptio		501-508-86030		2.60
	USB-CD-MARCH202	03/25 CD US Drug Testing Ctrs-Testing		501-508-88060		159.90
	USB-CD-MARCH202	03/25 CD Adobe- Acrobat Subscriptio		502-510-86030		2.60
	USB-CD-MARCH202	03/25 CD Adobe- Acrobat Subscriptio		502-510-86030		2.60
	USB-CD-MARCH202	03/25 CD US Drug Testing Ctrs-Testing		502-510-88060		159.90
	USB-CD-MARCH202	03/25 CD Adobe- Acrobat Subscriptio		503-521-86030		2.60
	USB-CD-MARCH202	03/25 CD Adobe- Acrobat Subscriptio		503-521-86030		2.60
	USB-CD-MARCH202	03/25 CD US Drug Testing Ctrs-Testing		503-521-88060		39.98
78146	5/1/2025	1964	USABluebook			1,101.07
	INV00663671	03/25 WP Free Ammonia Chemkey		501-503-70140		713.04
	INV00676321	04/25 WP Disposable Kimwipes		501-503-70140		388.03
78147	5/1/2025	1991	West Hills Machine Shop, Inc.			3,187.52
	051448	03/25 WP New Door Lock & Kick Plat		501-503-84030		3,187.52
78148	5/1/2025	02841	YASMIN GONZALEZ			187.00
	TR21200	05/25 FIN Tyler Connect Conference-		101-406-86010		28.05
	TR21200	05/25 FIN Tyler Connect Conference-		501-406-86010		65.45
	TR21200	05/25 FIN Tyler Connect Conference-		502-406-86010		56.10
	TR21200	05/25 FIN Tyler Connect Conference-		503-406-86010		35.53
	TR21200	05/25 FIN Tyler Connect Conference-		504-406-86010		1.87
78149	5/6/2025	1205	City Employee Contrib. Assoc.			65.00
	0011706	CECA Dues		950-000-33000		65.00
78150	5/6/2025	1223	Coalinga Firefighters			790.00
	0011707	Fire Union Dues		950-000-33300		700.00
	0011708	Fire Union Dues		950-000-33300		30.00
	0011713	Fire Union Dues		950-000-33300		60.00
78151	5/6/2025	1228	Coalinga Peace Officer's Association			852.48
	0011711	Mastagni Law Firm		950-000-33200		280.00
	0011714	CPOA Dues		950-000-33200		280.00
	0011715	PORAC Dues		950-000-33200		292.48
78152	5/6/2025	1384	Franchise Tax Board			375.00
	0010826	FTB Sacramento $$		950-000-34010		150.00
	0011774	FTB Sacramento $$		950-000-34010		150.00
	0011775	FTB Sacramento $$		950-000-34010		75.00

Payment Number	Payment Date / Payable Number	Vendor # / Description	Vendor Name	Account Number	Project Account Key	Payment Amount / Item Amount
78153	5/6/2025	02709	International City Management Association Retirement Corporation			9,069.29
	0011741	457 ICMA EE$/ER%		950-000-32100		466.60
	0011742	457 ICMA EE$/ER%		950-000-32100		895.50
	0011743	457 ICMA $$ General		950-000-32100		30.00
	0011744	457 ICMA $$ General		950-000-32100		30.00
	0011745	457 ICMA $$ General		950-000-32100		15.00
	0011746	457 ICMA $$ General		950-000-32100		15.00
	0011747	457 ICMA % General		950-000-32100		778.74
	0011748	457 ICMA % General		950-000-32100		527.93
	0011749	457 ICMA % General		950-000-32100		277.41
	0011750	457 ICMA % General		950-000-32100		402.03
	0011751	457 ICMA % General		950-000-32100		448.52
	0011752	457 ICMA % General		950-000-32100		508.65
	0011753	457 ICMA % General		950-000-32100		858.10
	0011754	457 ICMA % General		950-000-32100		289.86
	0011755	457 ICMA % General		950-000-32100		285.14
	0011756	457 ICMA % General		950-000-32100		204.81
	0011757	457 ICMA % General		950-000-32100		170.12
	0011758	457 ICMA % General		950-000-32100		362.96
	0011759	457 ICMA % General		950-000-32100		677.83
	0011760	457 ICMA % General		950-000-32100		516.25
	0011761	457 ICMA % General		950-000-32100		719.42
	0011762	457 ICMA % General		950-000-32100		457.73
	0011763	457 ICMA % General		950-000-32100		131.69
78155	5/6/2025	1586	Legal Shield			152.81
	0011710	Pre-Paid Legal Shield		950-000-34060		152.81
78156	5/6/2025	1820	SEIU Local 521 - Dues W/H			959.30
	0011716	SEIU COPE		950-000-33000		40.00
	0011717	SEIU Dues		950-000-33000		919.30
78157	5/6/2025	03022	VEHICLE REGISTRATION COLLECTIONS-FRANCHISE TAX BOARD			311.00
	0011709	FTB Vehicle Registration Collections $		950-000-34010		311.00
78158	5/8/2025	02388	Amazon Capital Services, Inc.			2,355.39
	1G9V-4WGT-JWTG	05/25 FD Printer Ink Cartridges		101-416-70010		153.30
	1G9V-4WGT-JWTG	05/25 FD Expanding File Folders		101-416-70010		18.51
	1G9V-4WGT-JWTG	05/25 FD Expanding File Folder		101-416-70010		18.51
	1G9V-4WGT-JWTG	05/25 FD Training Binder Dividers		101-416-70050		19.28
	1G9V-4WGT-JWTG	05/25 FD heavy Duty Training Binders		101-416-70050		43.48
	1G9V-4WGT-JWTG	05/25 FD USB Car Adapters-Ambulan		101-416-70440		21.78
	1G9V-4WGT-JWTG	05/25 FD Ipad Replacement Cases-A		101-416-70440		76.47
	1G9V-4WGT-JWTG	05/25 FD Ipad Chsrging Replacement		101-416-70440		10.89
	1G9V-4WGT-JWTG	05/25 FD Mailbox Wall Files		101-416-84010		95.04
	1G9V-4WGT-JWTG	05/25 FD Dishwasher Wash Arm		101-416-84030		28.20
	1G9V-4WGT-JWTG	05/25 FD Day Room Bssebosrd		101-416-84030		32.66
	1G9V-4WGT-JWTG	05/25 FD Dewalt Saw Kit		101-416-98040		1,808.96
	1G9V-4WGT-JWTG	05/25 FD Dewalt Cutoff Wheels		101-416-98040		28.31
78159	5/8/2025	02978	Angel Armor, LLC			1,103.30
	INV12990-INT	05/25 PD Late Fee for Armor Paymen		101-413-70101		63.96
	INV13106	03/25 PD Armor Carrier-D Sparks		950-000-34700		1,039.34
78160	5/8/2025	02966	Bender Rosenthal, Inc.			500.00
	2667	04/25 ATP Cycle %-E Polk Bike/Ped Ini		305-422-98975		500.00
78161	5/8/2025	1112	Billingsley Tire Service			2,057.38
	302588	05/25 PD A/C Replaced Unit #C32		101-413-84060		2,057.38
78162	5/8/2025	02594	Cintas Corporation #3			1,049.70
	4228466921	04/25 BLDG Employee Uniforms & M		101-404-70100		8.85

Payment Number	Payment Date / Payable Number	Vendor # / Description	Vendor Name	Account Number	Project Account Key	Payment Amount / Item Amount
	4228466921	04/25 SC Employee Uniforms & Mats		101-431-70100		23.00
	4228466921	04/25 BLDG Employee Uniforms & M		101-432-84030		76.86
	4228466921	04/25 PW Employee Uniforms & Mat		101-440-70100		84.39
	4228466921	04/25 PW Employee Uniforms & Mat		107-422-70100		54.68
	4228466921	04/25 WP Employee Uniforms & Mat		501-503-70100		57.26
	4228466921	04/25 PW Employee Uniforms & Mat		501-508-70100		17.83
	4228466921	04/25 PW Employee Uniforms & Mat		501-508-70100		54.68
	4228466921	04/25 PW Employee Uniforms & Mat		502-510-70100		54.68
	4228466921	04/25 PW Employee Uniforms & Mat		502-510-70100		17.82
	4228466921	04/25 PW Employee Uniforms & Mat		503-521-70100		54.68
	4228466921	04/25 SS Employee Uniforms & Mats		504-535-70100		20.12
	422999203045	05/25 BLDG Employee Uniforms & M		101-404-70100		8.85
	422999203045	05/25 SC Employee Uniforms & Mats		101-431-70100		23.00
	422999203045	05/25 BLDG Employee Uniforms & M		101-432-84030		76.86
	422999203045	05/25 PW Employee Uniforms & Mat		101-440-70100		84.39
	422999203045	05/25 PW Employee Uniforms & Mat		107-422-70100		54.68
	422999203045	05/25 WP Employee Uniforms & Mat		501-503-70100		57.26
	422999203045	05/25 PW Employee Uniforms & Mat		501-508-70100		17.83
	422999203045	05/25 PW Employee Uniforms & Mat		501-508-70100		54.68
	422999203045	05/25 PW Employee Uniforms & Mat		502-510-70100		54.68
	422999203045	05/25 PW Employee Uniforms & Mat		502-510-70100		17.82
	422999203045	05/25 PW Employee Uniforms & Mat		503-521-70100		54.68
	422999203045	05/25 SS Employee Uniforms & Mats		504-535-70100		20.12
78164	5/8/2025	1207	City of Coalinga			15,008.24
	0011802	03/25 90-11379-001	Animal House-Fr	101-413-72010		61.05
	0011802	03/25 01-11035-004	270 S 6th Street	101-415-72010		109.83
	0011802	03/25 70-08484-001	302 W Elm-Fireh	101-416-72010		1,084.35
	0011802	03/25 70-08563-002	155 W Durian-Bl	101-432-72010		1,680.70
	0011802	03/25 70-08562-001	155 W Durian-L	101-432-72010		403.27
	0011802	03/25 70-08558-001	160 W Elm-Old	101-432-72010		18.04
	0011802	03/25 70-08559-001	160 W Elm-Ann	101-432-72010		61.01
	0011802	03/25 90-10891-001	27500 W Phelps	101-435-72010		97.74
	0011802	03/25 90-11994-001	Airport-Median	101-435-72010		71.58
	0011802	03/25 90-10892-002	Coalinga AP Res	101-435-72010		70.50
	0011802	03/25 90-11993-001	Airport-Median	101-435-72010		77.77
	0011802	03/25 90-11992-001	Airport-Median	101-435-72010		48.87
	0011802	03/25 90-10883-001	27500 W Phelps	101-435-72010		48.87
	0011802	03/25 90-11991-001	Airport-Median	101-435-72010		48.87
	0011802	03/25 44-11805-002	El Rancho Medi	101-440-72011		523.70
	0011802	03/25 44-11880-001	Centennial Park	101-440-72011		517.35
	0011802	03/25 44-11849-002	El Rancho Medi	101-440-72011		591.44
	0011802	03/25 45-11979-001	Centennial Park	101-440-72011		1,156.64
	0011802	03/25 42-11981-001	W Gale & Hwy 1	101-440-72011		42.63
	0011802	03/25 51-04490-001	E Aport/Elm Lot	101-440-72011		34.19
	0011802	03/25 88-11696-003	Lucille & Bourde	101-440-72011		145.11
	0011802	03/25 82-10406-001	E Polk/Warthan	101-440-72011		76.38
	0011802	03/25 71-11970-001	Forest/Pacific	101-440-72011		55.28
	0011802	03/25 51-04491-001	E Elm Trees	101-440-72011		34.19
	0011802	03/25 70-08445-001	6th/Elm-Parking	101-440-72011		79.24
	0011802	03/25 01-11879-001	Plaza Park	101-440-72011		61.61
	0011802	03/25 84-11980-001	Jayne Ave Lands	101-440-72011		34.19
	0011802	03/25 70-08679-001	Sunset/6th-Vent	101-440-72011		89.03
	0011802	03/25 44-11848-002	El Rancho Medi	101-440-72011		525.82
	0011802	03/25 84-12000-001	Sandalwood Par	101-440-72011		1,813.63
	0011802	03/25 71-08739-001	200 E Pacific	101-440-72011		771.37
	0011802	03/25 88-11698-003	Merced & Chard	101-440-72011		187.44
	0011802	03/25 01-00006-001	200 E Elm-Trees	107-422-72011		34.19
	0011802	03/25 41-03130-001	Monterey/Monr	107-422-72011		568.15
	0011802	03/25 44-04178-001	San Simeon/Pos	107-422-72011		136.64

Payment Number	Payment Date / Payable Number	Vendor # / Description	Vendor Name	Account Number	Project Account Key	Payment Amount / Item Amount
	0011802	03/25 82-10397-001	1075 W Elm/Pac	107-422-72011		136.64
	0011802	03/25 84-10691-003	Juniper/Jayne	107-422-72011		141.15
	0011802	03/25 84-10693-001	Juniper Rdg/Jay	107-422-72011		151.73
	0011802	03/25 70-08463-001	290 W Elm-Mus	107-422-72011		207.97
	0011802	03/25 52-11633-001	Cherry Ln-Medi	107-422-72011		40.52
	0011802	03/25 52-06069-001	Van Ness/Secon	107-422-72011		40.52
	0011802	03/25 45-04295-002	Phelps/La Cuest	107-422-72011		384.31
	0011802	03/25 42-03438-001	Van Ness/Ash St	107-422-72011		40.52
	0011802	03/25 01-11987-001	Elm/4th Landsca	107-422-72011		29.97
	0011802	03/25 84-10736-001	Sandalwood/Lo	107-422-72011		38.70
	0011802	03/25 84-10692-001	Juniper Rdg/Jay	107-422-72011		38.70
	0011802	03/25 32-01424-001	Hillview/Monter	107-422-72011		55.28
	0011802	03/25 22-08117-001	Hayes Lot	107-422-72011		61.61
	0011802	03/25 70-12025-000	7th Street Irriga	107-422-72011		97.47
	0011802	03/25 52-11631-001	Cherry Ln-Medi	107-422-72011		36.30
	0011802	03/25 70-11990-001	Elm/6th Landsca	107-422-72011		34.19
	0011802	03/25 42-03294-001	Sunset/Fifth Lot	107-422-72011		61.61
	0011802	03/25 61-06870-001	Lynch Park-Trian	107-422-72011		61.61
	0011802	03/25 45-04297-002	Posa Chanet Blv	107-422-72011		74.27
	0011802	03/25 84-11908-001	Copper/Canyon-	107-422-72011		76.38
	0011802	03/25 01-11986-001	Elm/4th Landsca	107-422-72011		34.19
	0011802	03/25 22-08436-001	Forest/First Lot	107-422-72011		34.19
	0011802	03/25 22-11239-001	Creek Side Lot	107-422-72011		34.19
	0011802	03/25 41-03193-001	Princeton/Wash	107-422-72011		34.19
	0011802	03/25 51-04426-001	Baker/Rotary Lo	107-422-72011		34.19
	0011802	03/25 51-12025-001	E Elm/Van Ness	107-422-72011		34.19
	0011802	03/25 52-11632-001	Cherry Ln-Medi	107-422-72011		34.19
	0011802	03/25 52-11634-001	Cherry Ln-Medi	107-422-72011		34.19
	0011802	03/25 62-08395-001	Forest/Second S	107-422-72011		34.19
	0011802	03/25 82-11910-001	Hwy 198/Lucille	107-422-72011		34.19
	0011802	03/25 70-11963-001	Cedar/Fifth Cloc	107-422-72011		34.19
	0011802	03/25 70-11988-001	Elm/6th Landsca	107-422-72011		34.19
	0011802	03/25 41-03184-001	W Joaquin/Was	107-422-72011		538.52
	0011802	03/25 82-11346-001	Waste Water Pla	503-520-72010		737.00
	0011802	03/25 82-10304-001	Service Yard	503-521-72010		107.58
	0011802	03/25 82-10306-001	Meter Shop	503-521-72010		44.74
78169	5/8/2025	1271	DataProse, Inc.			7,448.73
	DP2502181-Feb	04/25 FIN Postage Used-February 20		501-406-70030		1,005.31
	DP2502181-Feb	04/25 FIN NCOALINK-February 2025		501-406-70040		4.20
	DP2502181-Feb	04/25 FIN Monthly Service Fee-Febru		501-406-70040		15.00
	DP2502181-Feb	04/25 FIN 2025 Coalinga Clean Up Ins		501-406-70040		39.13
	DP2502181-Feb	04/25 FIN Search & Viewbill-February		501-406-70040		26.93
	DP2502181-Feb	04/25 FIN Regular Bills-February 202		501-406-70040		430.39
	DP2502181-Feb	04/25 FIN Postage Used-February 20		502-406-70030		879.65
	DP2502181-Feb	04/25 FIN Regular Bills-February 202		502-406-70040		376.59
	DP2502181-Feb	04/25 FIN Search & Viewbill-February		502-406-70040		23.56
	DP2502181-Feb	04/25 FIN Monthly Service Fee-Febru		502-406-70040		13.13
	DP2502181-Feb	04/25 FIN 2025 Coalinga Clean Up Ins		502-406-70040		34.24
	DP2502181-Feb	04/25 FIN NCOALINK-February 2025		502-406-70040		3.68
	DP2502181-Feb	04/25 FIN Postage Used-February 20		503-406-70030		578.05
	DP2502181-Feb	04/25 FIN Regular Bills-February 202		503-406-70040		247.47
	DP2502181-Feb	04/25 FIN Search & Viewbill-February		503-406-70040		15.48
	DP2502181-Feb	04/25 FIN NCOALINK-February 2025		503-406-70040		2.42
	DP2502181-Feb	04/25 FIN Monthly Service Fee-Febru		503-406-70040		8.63
	DP2502181-Feb	04/25 FIN 2025 Coalinga Clean Up Ins		503-406-70040		22.50
	DP2502181-Feb	04/25 FIN Postage Used-February 20		504-406-70030		50.27
	DP2502181-Feb	04/25 FIN Monthly Service Fee-Febru		504-406-70040		0.74
	DP2502181-Feb	04/25 FIN NCOALINK-February 2025		504-406-70040		0.20
	DP2502181-Feb	04/25 FIN Search & Viewbill-February		504-406-70040		1.35

Payment Number	Payment Date / Payable Number	Vendor # / Description	Vendor Name	Account Number	Project Account Key	Payment Amount / Item Amount
	DP2502181-Feb	04/25 FIN 2025 Coalinga Clean Up Ins		504-406-70040		1.95
	DP2502181-Feb	04/25 FIN Regular Bills-February 202		504-406-70040		21.53
	DP2502181-MAR	04/25 FIN Postage Used-March 2025		501-406-70030		979.70
	DP2502181-MAR	04/25 FIN Search & Viewbill-March 2		501-406-70040		26.96
	DP2502181-MAR	04/25 FIN NCOALINK-March 2025		501-406-70040		6.00
	DP2502181-MAR	04/25 FIN Regular Bills-March 2025		501-406-70040		430.87
	DP2502181-MAR	04/25 FIN Monthly Service Fee-Marc		501-406-70040		15.00
	DP2502181-MAR	04/25 FIN Postage Used-March 2025		502-406-70030		857.24
	DP2502181-MAR	04/25 FIN Monthly Service Fee-Marc		502-406-70040		13.13
	DP2502181-MAR	04/25 FIN NCOALINK-March 2025		502-406-70040		5.25
	DP2502181-MAR	04/25 FIN Regular Bills-March 2025		502-406-70040		377.01
	DP2502181-MAR	04/25 FIN Search & Viewbill-March 2		502-406-70040		23.59
	DP2502181-MAR	04/25 FIN Postage Used-March 2025		503-406-70030		563.33
	DP2502181-MAR	04/25 FIN Regular Bills-March 2025		503-406-70040		247.75
	DP2502181-MAR	04/25 FIN Monthly Service Fee-Marc		503-406-70040		8.63
	DP2502181-MAR	04/25 FIN NCOALINK-March 2025		503-406-70040		3.45
	DP2502181-MAR	04/25 FIN Search & Viewbill-March 2		503-406-70040		15.50
	DP2502181-MAR	04/25 FIN Postage Used-March 2025		504-406-70030		48.99
	DP2502181-MAR	04/25 FIN Search & Viewbill-March 2		504-406-70040		1.35
	DP2502181-MAR	04/25 FIN Monthly Service Fee-Marc		504-406-70040		0.74
	DP2502181-MAR	04/25 FIN NCOALINK-March 2025		504-406-70040		0.30
	DP2502181-MAR	04/25 FIN Regular Bills-March 2025		504-406-70040		21.54
78172	5/8/2025	1288	Department of Justice			676.50
	813109	04/25 PD CLETS Billing January 2025		101-413-88100		225.50
	813109	04/25 PD CLETS Billing February 2025		101-413-88100		225.50
	813109	04/25 PD CLETS Billing March 2025		101-413-88100		225.50
78173	5/8/2025	1292	Department of Transportation			1,641.82
	SL250844	04/25 PW Signals & Lighting-Jan-Mar		110-424-72021		1,641.82
78174	5/8/2025	02667	Enterprise FM Trust			3,973.13
	633288-050325	05/25 FD Vehicle Leases-May 2025		101-416-98040		2,660.95
	633289-050325	05/25 PD Vehicle Leases-May 2025		101-413-98040		1,312.18
78175	5/8/2025	1407	Fresno County Sheriff			342.14
	SO22643	05/25 PD RMS/JMS/CAD Contract Bill		101-413-88100		342.14
78176	5/8/2025	02325	Heather McCoy			1,500.00
	1825	04/25 PD Victim Exams Cs #25-00006		101-413-90070		1,500.00
78177	5/8/2025	03030	JIMMY REECE CRANE SERVICE INC			1,275.00
	25-12158	04/25 Remove Cell Tower-224 E Glen		106-413-98040	ORT6	1,275.00
78178	5/8/2025	02535	Mark43, Inc.			58,708.00
	INV1450	05/25 PD Dispatch Program Subscrip		101-413-88040		58,708.00
78179	5/8/2025	1661	Mountain Valley Pest Control, Inc.			56.00
	115176	04/25 PD Pest Control Services-April		101-413-88100		56.00
78180	5/8/2025	1692	O'Reilly Automotive, Inc.			43.57
	4316-122751	05/25 PD Vehicle Anti Freeze		101-413-84060		43.57
78181	5/8/2025	02637	PTS Communications Inc			100.00
	2141298	04/25 PD 911 System Operational-Ma		101-413-88100		100.00
78182	5/8/2025	02318	Quadient Finance USA, Inc.			1,000.00
	0011799	04/25 FIN Postage Purchased		501-406-70030		400.00
	0011799	04/25 FIN Postage Purchased		502-406-70030		350.00
	0011799	04/25 FIN Postage Purchased		503-406-70030		230.00
	0011799	04/25 FIN Postage Purchased		504-406-70030		20.00

Payment Number	Payment Date / Payable Number	Vendor # / Description	Vendor Name	Account Number	Project Account Key	Payment Amount / Item Amount
78183	5/8/2025	1778	Robert Smith			258.00
	TR21204	05/25 Tyler Connect Conference Mea		101-404-86010		232.20
	TR21204	05/25 Tyler Connect Conference Mea		501-508-86010		25.80
78184	5/8/2025	1818	Sean Young			258.00
	TR21163	05/25 PD Effective Steweardship Mea		101-413-86010		258.00
78185	5/8/2025	1821	Self Help Enterprises			3,704.31
	COL20PLHA 04/29/2	04/25 PLHA Grant Admin Costs-Augu		306-422-88106		807.47
	COL20PLHA 04/29/2	04/25 PLHA Grant Admin Costs-Septe		306-422-88106		138.07
	COL20PLHA 04/29/2	04/25 PLHA Grant Admin Costs-Octo		306-422-88106		535.92
	COL20PLHA 04/29/2	04/25 PLHA Grant Admon Costs-Nove		306-422-88106		1,101.98
	COL20PLHA 04/29/2	04/25 PLHA Grant Admin Costs-Dece		306-422-88106		481.22
	COL20PLHA 04/29/2	04/25 PLHA Grant Admin Costs-Janua		306-422-88106		318.71
	COL20PLHA 04/29/2	04/25 PLHA Grant Admin Costs-Marc		306-422-88106		320.94
78186	5/8/2025	1859	Special Services Group			1,320.00
	Q919460	05/25 PD GPS Tracker Service Renew		101-413-90070		1,320.00
78187	5/8/2025	02523	Taylor Corporation			317.73
	9278669	04/25 PD Business Cards-Bravo/Sees		101-413-70040		317.73
78188	5/8/2025	1920	Thomson Reuters/Barclays			757.10
	851885837	05/25 PD Clear Law Enforcement Sub		101-413-86030		757.10
78189	5/8/2025	02846	T-MOBILE USA INC			1,021.37
	0011816	3/21-4/20/25 PD 307-0101 MDT		101-413-72030		30.80
	0011816	3/21-4/20/25 PD 307-0100 MDT		101-413-72030		30.80
	0011816	3/21-4/20/25 PD 307-0103 MDT		101-413-72030		30.80
	0011816	3/21-4/20/25 PD 307-0099 MDT		101-413-72030		30.80
	0011816	3/21-4/20/25 PD 446-5369 Seese		101-413-72030		39.16
	0011816	3/21-4/20/25 PD 307-0097 MDT		101-413-72030		30.80
	0011816	3/21-4/20/25 PD 307-0096 MDT		101-413-72030		30.80
	0011816	3/21-4/20/25 PD 307-0095 MDT		101-413-72030		30.80
	0011816	3/21-4/20/25 PD 974-6734 Kaiser		101-413-72030		43.37
	0011816	3/21-4/20/25 PD 974-4689 Dispatch		101-413-72030		43.37
	0011816	3/21-4/20/25 PD 446-5077 Sparks		101-413-72030		43.37
	0011816	3/21-4/20/25 PD 978-7681 Diaz		101-413-72030		39.16
	0011816	3/21-4/20/25 PD 341-7512 Arroyo		101-413-72030		39.16
	0011816	3/21-4/20/25 PD 307-0098 MDT		101-413-72030		30.80
	0011816	3/21-4/20/25 PD 690-4692 Young		101-413-72030		34.58
	0011816	3/21-4/20/25 PD 307-0102 MDT		101-413-72030		30.80
	0011816	3/21-4/20/25 PD 307-0105 MDT		101-413-72030		30.80
	0011816	3/21-4/20/25 PD 307-0118 MDT		101-413-72030		30.80
	0011816	3/21-4/20/25 PD 307-0117 MDT		101-413-72030		30.80
	0011816	3/21-4/20/25 PD 307-0116 MDT		101-413-72030		30.80
	0011816	3/21-4/20/25 PD 307-0115 MDT		101-413-72030		30.80
	0011816	3/21-4/20/25 PD 307-0114 MDT		101-413-72030		30.80
	0011816	3/21-4/20/25 PD 307-0119 MDT		101-413-72030		30.80
	0011816	3/21-4/20/25 PD 307-0104 MDT		101-413-72030		30.80
	0011816	3/21-4/20/25 PD 307-0112 MDT		101-413-72030		30.80
	0011816	3/21-4/20/25 PD 307-0109 MDT		101-413-72030		30.80
	0011816	3/21-4/20/25 PD 307-0108 MDT		101-413-72030		30.80
	0011816	3/21-4/20/25 PD 307-0107 MDT		101-413-72030		30.80
	0011816	3/21-4/20/25 PD 307-0106 MDT		101-413-72030		30.80
	0011816	3/21-4/20/25 PD 307-0113 MDT		101-413-72030		30.80
	0011816	3/21-4/20/25 PD 307-0094 MDT		101-415-72030		30.80
78192	5/8/2025	02931	Unified Field Services Corporation			195,320.00
	6	04/25 Derrick Reservoir Rehabilitatio		501-503-98441		205,600.00
	CM00006	04/25 Derrick Reservoir Rehabilitatio		501-000-10003		-10,280.00

Payment Number	Payment Date / Payable Number	Vendor # / Description	Vendor Name	Account Number	Project Account Key	Payment Amount / Item Amount
78193	5/8/2025	02864	VESTIS GROUP INC	ARAMARK UNIFORM & APPAREL LLC		420.79
	5031562344	04/25 PD Jail Blankets		101-413-70380		420.79
78194	5/8/2025	1993	West Hills Oil, Inc.			12,015.20
	83056	04/25 FD Fuel for April 2025		101-416-70160		12,015.20
78195	5/8/2025	2004	Wulff Hansen & Co.			1,696.23
	0011801	04/25 FIN Municipal Advisory Service		101-406-92090		1,696.23
78196	5/21/2025	1205	City Employee Contrib. Assoc.			70.00
	0011834	CECA Dues		950-000-33000		70.00
78197	5/21/2025	1223	Coalinga Firefighters			750.00
	0011835	Fire Union Dues		950-000-33300		700.00
	0011836	Fire Union Dues		950-000-33300		30.00
	0011840	Fire Union Dues		950-000-33300		20.00
78198	5/21/2025	1228	Coalinga Peace Officer's Association			852.48
	0011838	Mastagni Law Firm		950-000-33200		280.00
	0011841	CPOA Dues		950-000-33200		280.00
	0011842	PORAC Dues		950-000-33200		292.48
78199	5/21/2025	1384	Franchise Tax Board			225.00
	0011901	FTB Sacramento $$		950-000-34010		150.00
	0011902	FTB Sacramento $$		950-000-34010		75.00
78200	5/21/2025	02709	International City Management Association Retirement Corporation			9,610.47
	0011868	457 ICMA EE$/ER%		950-000-32100		466.60
	0011869	457 ICMA EE$/ER%		950-000-32100		854.16
	0011870	457 ICMA $$ General		950-000-32100		30.00
	0011871	457 ICMA $$ General		950-000-32100		30.00
	0011872	457 ICMA $$ General		950-000-32100		15.00
	0011873	457 ICMA $$ General		950-000-32100		15.00
	0011874	457 ICMA % General		950-000-32100		778.74
	0011875	457 ICMA % General		950-000-32100		650.13
	0011876	457 ICMA % General		950-000-32100		293.58
	0011877	457 ICMA % General		950-000-32100		402.04
	0011878	457 ICMA % General		950-000-32100		505.37
	0011879	457 ICMA % General		950-000-32100		526.68
	0011880	457 ICMA % General		950-000-32100		641.57
	0011881	457 ICMA % General		950-000-32100		352.31
	0011882	457 ICMA % General		950-000-32100		235.20
	0011883	457 ICMA % General		950-000-32100		157.02
	0011884	457 ICMA % General		950-000-32100		162.57
	0011885	457 ICMA % General		950-000-32100		491.99
	0011886	457 ICMA % General		950-000-32100		1,142.76
	0011887	457 ICMA % General		950-000-32100		516.25
	0011888	457 ICMA % General		950-000-32100		708.32
	0011889	457 ICMA % General		950-000-32100		503.49
	0011890	457 ICMA % General		950-000-32100		131.69
78202	5/21/2025	1586	Legal Shield			152.81
	0011837	Pre-Paid Legal Shield		950-000-34060		152.81
78203	5/21/2025	1820	SEIU Local 521 - Dues W/H			928.03
	0011843	SEIU COPE		950-000-33000		30.00
	0011844	SEIU Dues		950-000-33000		898.03
78204	5/22/2025	1983	WageWorks			150.00
	INV7653321	03/25 FSA Monthly Fee - S. Brewer		101-404-88101		0.53
	INV7653321	03/25 FSA Monthly Fee - M. Garcia		101-405-88101		3.00
	INV7653321	03/25 FSA Monthly Fee - S. Brewer		101-405-88101		0.53
	INV7653321	03/25 FSA Monthly Fee - M. Trejo		101-405-88101		1.28

Payment Number	Payment Date Payable Number	Vendor # Description	Vendor Name	Account Number	Project Account Key	Payment Amount Item Amount
	INV7653321	03/25 FSA Monthly Fee - Y. Ibarra		101-405-88101		5.62
	INV7653321	03/25 FSA Monthly Fee - S. Jensen		101-405-88101		4.20
	INV7653321	03/25 FSA Monthly Fee - S. Redding		101-408-88101		4.28
	INV7653321	03/25 FSA Monthly Fee - C. Seese		101-413-88101		7.50
	INV7653321	03/25 FSA Monthly Fee - S. Anderson		101-413-88101		7.50
	INV7653321	03/25 FSA Monthly Fee - V. Sparks		101-413-88101		7.50
	INV7653321	03/25 FSA Monthly Fee - M. Garcia		101-435-88101		2.25
	INV7653321	03/25 FSA Monthly Fee - S. Redding		107-422-88101		0.14
	INV7653321	03/25 FSA Monthly Fee - S. Brewer		107-422-88101		1.50
	INV7653321	03/25 FSA Monthly Fee - S. Jensen		107-422-88101		0.53
	INV7653321	03/25 FSA Monthly Fee - M. Trejo		107-422-88101		0.45
	INV7653321	03/25 FSA Monthly Fee - S. Redding		117-416-88101		0.98
	INV7653321	03/25 FSA Monthly Fee - S. Jensen		117-416-88101		0.08
	INV7653321	03/25 FSA Monthly Fee - M. Trejo		501-406-88101		0.09
	INV7653321	03/25 FSA Monthly Fee - S. Redding		501-406-88101		0.14
	INV7653321	03/25 FSA Monthly Fee - Y. Ibarra		501-503-88101		1.88
	INV7653321	03/25 FSA Monthly Fee - S. Jensen		501-503-88101		0.30
	INV7653321	03/25 FSA Monthly Fee - J. Salona		501-503-88101		7.50
	INV7653321	03/25 FSA Monthly Fee - S. Redding		501-503-88101		0.45
	INV7653321	03/25 FSA Monthly Fee - S. Brewer		501-503-88101		0.75
	INV7653321	03/25 FSA Monthly Fee - M. Trejo		501-503-88101		1.01
	INV7653321	03/25 FSA Monthly Fee - S. Jensen		501-508-88101		0.49
	INV7653321	03/25 FSA Monthly Fee - M. Trejo		501-508-88101		1.05
	INV7653321	03/25 FSA Monthly Fee - S. Brewer		501-508-88101		0.38
	INV7653321	03/25 FSA Monthly Fee - S. Redding		501-508-88101		0.38
	INV7653321	03/25 FSA Monthly Fee - M. Trejo		502-406-88101		0.07
	INV7653321	03/25 FSA Monthly Fee - S. Redding		502-406-88101		0.14
	INV7653321	03/25 FSA Monthly Fee - S. Brewer		502-510-88101		1.12
	INV7653321	03/25 FSA Monthly Fee - M. Trejo		502-510-88101		1.01
	INV7653321	03/25 FSA Monthly Fee - M. Garcia		502-510-88101		2.25
	INV7653321	03/25 FSA Monthly Fee - S. Jensen		502-510-88101		0.14
	INV7653321	03/25 FSA Monthly Fee - S. Redding		502-510-88101		0.38
	INV7653321	03/25 FSA Monthly Fee - S. Redding		503-406-88101		0.11
	INV7653321	03/25 FSA Monthly Fee - M. Trejo		503-406-88101		0.05
	INV7653321	03/25 FSA Monthly Fee - S. Brewer		503-520-88101		1.12
	INV7653321	03/25 FSA Monthly Fee - M. Trejo		503-520-88101		1.01
	INV7653321	03/25 FSA Monthly Fee - S. Jensen		503-520-88101		0.14
	INV7653321	03/25 FSA Monthly Fee - S. Redding		503-520-88101		0.23
	INV7653321	03/25 FSA Monthly Fee - S. Jensen		503-521-88101		0.04
	INV7653321	03/25 FSA Monthly Fee - M. Trejo		503-521-88101		1.01
	INV7653321	03/25 FSA Monthly Fee - S. Redding		503-521-88101		0.11
	INV7653321	03/25 FSA Monthly Fee - S. Brewer		503-521-88101		1.12
	INV7653321	03/25 FSA Monthly Fee - M. Trejo		504-406-88101		0.02
	INV7653321	03/25 FSA Monthly Fee - S. Jensen		504-535-88101		0.08
	INV7653321	03/25 FSA Monthly Fee - S. Redding		504-535-88101		0.08
	INV7653321	03/25 FSA Monthly Fee - S. Redding		820-610-88101		0.08
	INV7653321	03/25 FSA Monthly Fee - M. Trejo		820-610-88101		0.45
	INV7653321	03/25 FSA Monthly Fee - S. Brewer		820-610-88101		0.45
	INV7653321	03/25 FSA Monthly Fee - S. Jensen		820-610-88101		1.50
	INV7759895	04/25 FSA Monthly Fee - S. Brewer		101-404-88101		0.53
	INV7759895	04/25 FSA Monthly Fee - Y. Ibarra		101-405-88101		5.62
	INV7759895	03/25 FSA Monthly Fee - S. Jensen		101-405-88101		4.20
	INV7759895	04/25 FSA Monthly Fee - M. Garcia		101-405-88101		3.00
	INV7759895	04/25 FSA Monthly Fee - M. Trejo		101-405-88101		1.28
	INV7759895	04/25 FSA Monthly Fee - S. Brewer		101-405-88101		0.53
	INV7759895	04/25 FSA Monthly Fee - S. Redding		101-408-88101		4.28
	INV7759895	04/25 FSA Monthly Fee - C. Seese		101-413-88101		7.50
	INV7759895	04/25 FSA Monthly Fee - V. Sparks		101-413-88101		7.50
	INV7759895	04/25 FSA Monthly Fee - S. Anderson		101-413-88101		7.50

Payment Number	Payment Date / Payable Number	Vendor # / Description	Vendor Name	Account Number	Project Account Key	Payment Amount / Item Amount
	INV7759895	04/25 FSA Monthly Fee - M. Garcia		101-435-88101		2.25
	INV7759895	03/25 FSA Monthly Fee - S. Jensen		107-422-88101		0.53
	INV7759895	04/25 FSA Monthly Fee - S. Brewer		107-422-88101		1.50
	INV7759895	04/25 FSA Monthly Fee - S. Redding		107-422-88101		0.14
	INV7759895	04/25 FSA Monthly Fee - M. Trejo		107-422-88101		0.45
	INV7759895	03/25 FSA Monthly Fee - S. Jensen		117-416-88101		0.08
	INV7759895	04/25 FSA Monthly Fee - S. Redding		117-416-88101		0.98
	INV7759895	04/25 FSA Monthly Fee - S. Redding		501-406-88101		0.14
	INV7759895	04/25 FSA Monthly Fee - M. Trejo		501-406-88101		0.09
	INV7759895	04/25 FSA Monthly Fee - M. Trejo		501-503-88101		1.01
	INV7759895	03/25 FSA Monthly Fee - S. Jensen		501-503-88101		0.30
	INV7759895	04/25 FSA Monthly Fee - Y. Ibarra		501-503-88101		1.88
	INV7759895	04/25 FSA Monthly Fee - J. Salona		501-503-88101		7.50
	INV7759895	04/25 FSA Monthly Fee - S. Redding		501-503-88101		0.45
	INV7759895	04/25 FSA Monthly Fee - S. Brewer		501-503-88101		0.75
	INV7759895	03/25 FSA Monthly Fee - S. Jensen		501-508-88101		0.49
	INV7759895	04/25 FSA Monthly Fee - M. Trejo		501-508-88101		1.05
	INV7759895	04/25 FSA Monthly Fee - S. Brewer		501-508-88101		0.38
	INV7759895	04/25 FSA Monthly Fee - S. Redding		501-508-88101		0.38
	INV7759895	04/25 FSA Monthly Fee - S. Redding		502-406-88101		0.14
	INV7759895	04/25 FSA Monthly Fee - M. Trejo		502-406-88101		0.07
	INV7759895	04/25 FSA Monthly Fee - S. Redding		502-510-88101		0.38
	INV7759895	04/25 FSA Monthly Fee - M. Trejo		502-510-88101		1.01
	INV7759895	03/25 FSA Monthly Fee - S. Jensen		502-510-88101		0.14
	INV7759895	04/25 FSA Monthly Fee - S. Brewer		502-510-88101		1.12
	INV7759895	04/25 FSA Monthly Fee - M. Garcia		502-510-88101		2.25
	INV7759895	04/25 FSA Monthly Fee - S. Redding		503-406-88101		0.11
	INV7759895	04/25 FSA Monthly Fee - M. Trejo		503-406-88101		0.05
	INV7759895	04/25 FSA Monthly Fee - S. Redding		503-520-88101		0.23
	INV7759895	04/25 FSA Monthly Fee - S. Brewer		503-520-88101		1.12
	INV7759895	04/25 FSA Monthly Fee - M. Trejo		503-520-88101		1.01
	INV7759895	03/25 FSA Monthly Fee - S. Jensen		503-520-88101		0.14
	INV7759895	04/25 FSA Monthly Fee - M. Trejo		503-521-88101		1.01
	INV7759895	04/25 FSA Monthly Fee - S. Brewer		503-521-88101		1.12
	INV7759895	04/25 FSA Monthly Fee - S. Redding		503-521-88101		0.11
	INV7759895	03/25 FSA Monthly Fee - S. Jensen		503-521-88101		0.04
	INV7759895	04/25 FSA Monthly Fee - M. Trejo		504-406-88101		0.02
	INV7759895	04/25 FSA Monthly Fee - S. Redding		504-535-88101		0.08
	INV7759895	03/25 FSA Monthly Fee - S. Jensen		504-535-88101		0.08
	INV7759895	04/25 FSA Monthly Fee - M. Trejo		820-610-88101		0.45
	INV7759895	03/25 FSA Monthly Fee - S. Jensen		820-610-88101		1.50
	INV7759895	04/25 FSA Monthly Fee - S. Redding		820-610-88101		0.08
	INV7759895	04/25 FSA Monthly Fee - S. Brewer		820-610-88101		0.45
78212	5/22/2025	02386	American Office Solutions, LLC			15,591.61
	24148	02/25 FD IT Data Backup-March 2025		101-416-88040		165.08
	24373	03/25 PW IT Monthly Contract Milea		107-422-88040		12.00
	24373	03/25 PW IT Monthly Contract Milea		501-503-88040		18.00
	24373	03/25 PW IT Monthly Contract Milea		501-508-88040		12.00
	24373	03/25 PW IT Monthly Contract Milea		502-510-88040		30.00
	24373	03/25 PW IT Monthly Contract Milea		503-520-88040		24.00
	24373	03/25 PW IT Monthly Contract Milea		503-521-88040		24.00
	24387	03/25 PD IT Technical Support-March		101-413-88040		400.00
	24414	03/25 ADMIN IT Monthly Contract-Ap		101-401-88040		55.77
	24414	03/25 CD IT Monthly Contract-April 2		101-404-88040		71.36
	24414	03/25 ADMIN IT Monthly Contract-Ap		101-405-88040		55.77
	24414	03/25 FIN IT Monthly Contract-April 2		101-406-88040		12.47
	24414	03/25 HR IT Monthly Contract-April 2		101-408-88040		36.39
	24414	03/25 PD IT Monthly Contract-April 2		101-413-88040		1,722.20
	24414	03/25 FD IT Monthly Contract-April 2		101-416-88040		466.77

Payment Number	Payment Date Payable Number	Vendor # Description	Vendor Name	Account Number	Project Account Key	Payment Amount Item Amount
	24414	03/25 HR IT Monthly Contract-April 2		107-422-88040		1.43
	24414	03/25 PW IT Monthly Contract-April 2		107-422-88040		74.12
	24414	03/25 HR IT Monthly Contract-April 2		117-416-88040		8.56
	24414	03/25 HR IT Monthly Contract-April 2		501-406-88040		2.85
	24414	03/25 FIN IT Monthly Contract-April 2		501-406-88040		166.24
	24414	03/25 PW IT Monthly Contract-April 2		501-503-88040		111.18
	24414	03/25 HR IT Monthly Contract-April 2		501-503-88040		4.28
	24414	03/25 HR IT Monthly Contract-April 2		501-508-88040		4.99
	24414	03/25 PW IT Monthly Contract-April 2		501-508-88040		74.12
	24414	03/25 HR IT Monthly Contract-April 2		502-406-88040		2.85
	24414	03/25 FIN IT Monthly Contract-April 2		502-406-88040		145.46
	24414	03/25 PW IT Monthly Contract-April 2		502-510-88040		185.30
	24414	03/25 HR IT Monthly Contract-April 2		502-510-88040		4.99
	24414	03/25 FIN IT Monthly Contract-April 2		503-406-88040		83.12
	24414	03/25 HR IT Monthly Contract-April 2		503-406-88040		1.07
	24414	03/25 PW IT Monthly Contract-April 2		503-520-88040		148.24
	24414	03/25 HR IT Monthly Contract-April 2		503-520-88040		2.14
	24414	03/25 HR IT Monthly Contract-April 2		503-521-88040		0.71
	24414	03/25 PW IT Monthly Contract-April 2		503-521-88040		148.24
	24414	03/25 HR IT Monthly Contract-April 2		504-406-88040		0.36
	24414	03/25 FIN IT Monthly Contract-April 2		504-406-88040		8.31
	24414	03/25 HR IT Monthly Contract-April 2		820-610-88040		0.71
	24614	04/25 ADMIN IT Monthly Contract-M		101-401-88040		55.77
	24614	04/25 CD IT Monthly Contract-May 2		101-404-88040		71.36
	24614	04/25 ADMIN IT Monthly Contract-M		101-405-88040		55.77
	24614	04/25 FIN IT Monthly Contract-May 2		101-406-88040		12.47
	24614	04/25 HR IT Monthly Contract-May 2		101-408-88040		36.39
	24614	04/25 PD IT Monthly Contract-May 2		101-413-88040		1,722.20
	24614	04/25 FD IT Monthly Contract-May 2		101-416-88040		466.77
	24614	04/25 HR IT Monthly Contract-May 2		107-422-88040		1.43
	24614	04/25 PW IT Monthly Contract-May 2		107-422-88040		74.12
	24614	04/25 HR IT Monthly Contract-May 2		117-416-88040		8.56
	24614	04/25 HR IT Monthly Contract-May 2		501-406-88040		2.85
	24614	04/25 FIN IT Monthly Contract-May 2		501-406-88040		166.24
	24614	04/25 HR IT Monthly Contract-May 2		501-503-88040		4.28
	24614	04/25 PW IT Monthly Contract-May 2		501-503-88040		111.18
	24614	04/25 HR IT Monthly Contract-May 2		501-508-88040		4.99
	24614	04/25 PW IT Monthly Contract-May 2		501-508-88040		74.12
	24614	04/25 FIN IT Monthly Contract-May 2		502-406-88040		145.46
	24614	04/25 HR IT Monthly Contract-May 2		502-406-88040		2.85
	24614	04/25 PW IT Monthly Contract-May 2		502-510-88040		185.30
	24614	04/25 HR IT Monthly Contract-May 2		502-510-88040		4.99
	24614	04/25 FIN IT Monthly Contract-May 2		503-406-88040		83.12
	24614	04/25 HR IT Monthly Contract-May 2		503-406-88040		1.07
	24614	04/25 PW IT Monthly Contract-May 2		503-520-88040		148.24
	24614	04/25 HR IT Monthly Contract-May 2		503-520-88040		2.14
	24614	04/25 HR IT Monthly Contract-May 2		503-521-88040		0.71
	24614	04/25 PW IT Monthly Contract-May 2		503-521-88040		148.24
	24614	04/25 HR IT Monthly Contract-May 2		504-406-88040		0.36
	24614	04/25 FIN IT Monthly Contract-May 2		504-406-88040		8.31
	24614	04/25 HR IT Monthly Contract-May 2		820-610-88040		0.71
	24685	03/25 ADMIN IT Monthly Contract-Ap		101-401-88040		28.80
	24685	03/25 CD IT Monthly Contract-April 2		101-404-88040		38.41
	24685	03/25 ADMIN IT Monthly Contract-Ap		101-405-88040		28.80
	24685	03/25 FIN IT Monthly Contract-April 2		101-406-88040		5.18
	24685	03/25 HR IT Monthly Contract-April 2		101-408-88040		19.59
	24685	03/25 HR IT Monthly Contract-April 2		107-422-88040		0.77
	24685	03/25 PW IT Monthly Contract-April 2		107-422-88040		34.57
	24685	03/25 HR IT Monthly Contract-April 2		117-416-88040		4.61

Payment Number	Payment Date Payable Number	Vendor # Description	Vendor Name	Account Number	Project Account Key	Payment Amount Item Amount
	24685	03/25 FIN IT Monthly Contract-April 2		501-406-88040		69.13
	24685	03/25 HR IT Monthly Contract-April 2		501-406-88040		1.54
	24685	03/25 PW IT Monthly Contract-April 2		501-503-88040		51.85
	24685	03/25 HR IT Monthly Contract-April 2		501-503-88040		2.30
	24685	03/25 PW IT Monthly Contract-April 2		501-508-88040		34.57
	24685	03/25 HR IT Monthly Contract-April 2		501-508-88040		2.69
	24685	03/25 HR IT Monthly Contract-April 2		502-406-88040		1.54
	24685	03/25 FIN IT Monthly Contract-April 2		502-406-88040		60.49
	24685	03/25 PW IT Monthly Contract-April 2		502-510-88040		86.42
	24685	03/25 HR IT Monthly Contract-April 2		502-510-88040		2.69
	24685	03/25 FIN IT Monthly Contract-April 2		503-406-88040		34.57
	24685	03/25 HR IT Monthly Contract-April 2		503-406-88040		0.58
	24685	03/25 HR IT Monthly Contract-April 2		503-520-88040		1.15
	24685	03/25 PW IT Monthly Contract-April 2		503-520-88040		69.13
	24685	03/25 PW IT Monthly Contract-April 2		503-521-88040		69.13
	24685	03/25 HR IT Monthly Contract-April 2		503-521-88040		0.38
	24685	03/25 HR IT Monthly Contract-April 2		504-406-88040		0.19
	24685	03/25 FIN IT Monthly Contract-April 2		504-406-88040		3.46
	24685	03/25 HR IT Monthly Contract-April 2		820-610-88040		0.38
	24709	04/25 ADMIN IT Monthly Contract-M		101-401-88040		28.80
	24709	04/25 CD IT Monthly Contract-May 2		101-404-88040		38.41
	24709	04/25 ADMIN IT Monthly Contract-M		101-405-88040		28.80
	24709	04/25 FIN IT Monthly Contract-May 2		101-406-88040		5.18
	24709	04/25 HR IT Monthly Contract-May 2		101-408-88040		19.59
	24709	04/25 HR IT Monthly Contract-May 2		107-422-88040		0.77
	24709	04/25 PW IT Monthly Contract-May 2		107-422-88040		34.57
	24709	04/25 HR IT Monthly Contract-May 2		117-416-88040		4.61
	24709	04/25 HR IT Monthly Contract-May 2		501-406-88040		1.54
	24709	04/25 FIN IT Monthly Contract-May 2		501-406-88040		69.13
	24709	04/25 PW IT Monthly Contract-May 2		501-503-88040		51.85
	24709	04/25 HR IT Monthly Contract-May 2		501-503-88040		2.30
	24709	04/25 HR IT Monthly Contract-May 2		501-508-88040		2.69
	24709	04/25 PW IT Monthly Contract-May 2		501-508-88040		34.57
	24709	04/25 FIN IT Monthly Contract-May 2		502-406-88040		60.49
	24709	04/25 HR IT Monthly Contract-May 2		502-406-88040		1.54
	24709	04/25 HR IT Monthly Contract-May 2		502-510-88040		2.69
	24709	04/25 PW IT Monthly Contract-May 2		502-510-88040		86.42
	24709	04/25 HR IT Monthly Contract-May 2		503-406-88040		0.58
	24709	04/25 FIN IT Monthly Contract-May 2		503-406-88040		34.57
	24709	04/25 HR IT Monthly Contract-May 2		503-520-88040		1.15
	24709	04/25 PW IT Monthly Contract-May 2		503-520-88040		69.13
	24709	04/25 PW IT Monthly Contract-May 2		503-521-88040		69.13
	24709	04/25 HR IT Monthly Contract-May 2		503-521-88040		0.38
	24709	04/25 HR IT Monthly Contract-May 2		504-406-88040		0.19
	24709	04/25 FIN IT Monthly Contract-May 2		504-406-88040		3.46
	24709	04/25 HR IT Monthly Contract-May 2		820-610-88040		0.38
	24762	03/25 PD IT Technical Support		101-413-88040		140.71
	24765	02/25 PD IT Technical Support		101-413-88040		225.81
	24855	05/25 ADMIN IT Monthly Contract-Ju		101-401-88040		28.80
	24855	05/25 CD IT Monthly Contract-June 2		101-404-88040		38.41
	24855	05/25 ADMIN IT Monthly Contract-Ju		101-405-88040		28.80
	24855	05/25 FIN IT Monthly Contract-June 2		101-406-88040		5.18
	24855	05/25 HR IT Monthly Contract-June 2		101-408-88040		19.59
	24855	05/25 HR IT Monthly Contract-June 2		107-422-88040		0.77
	24855	05/25 PW IT Monthly Contract-June 2		107-422-88040		34.57
	24855	05/25 HR IT Monthly Contract-June 2		117-416-88040		4.61
	24855	05/25 HR IT Monthly Contract-June 2		501-406-88040		1.54
	24855	05/25 FIN IT Monthly Contract-June 2		501-406-88040		69.13
	24855	05/25 HR IT Monthly Contract-June 2		501-503-88040		2.30

Payment Number	Payment Date / Payable Number	Vendor # / Description	Vendor Name	Account Number	Project Account Key	Payment Amount / Item Amount
	24855	05/25 PW IT Monthly Contract-June 2		501-503-88040		51.85
	24855	05/25 HR IT Monthly Contract-June 2		501-508-88040		2.69
	24855	05/25 PW IT Monthly Contract-June 2		501-508-88040		34.57
	24855	05/25 HR IT Monthly Contract-June 2		502-406-88040		1.54
	24855	05/25 FIN IT Monthly Contract-June 2		502-406-88040		60.49
	24855	05/25 HR IT Monthly Contract-June 2		502-510-88040		2.69
	24855	05/25 PW IT Monthly Contract-June 2		502-510-88040		86.42
	24855	05/25 FIN IT Monthly Contract-June 2		503-406-88040		34.57
	24855	05/25 HR IT Monthly Contract-June 2		503-406-88040		0.58
	24855	05/25 PW IT Monthly Contract-June 2		503-520-88040		69.13
	24855	05/25 HR IT Monthly Contract-June 2		503-520-88040		1.15
	24855	05/25 PW IT Monthly Contract-June 2		503-521-88040		69.13
	24855	05/25 HR IT Monthly Contract-June 2		503-521-88040		0.38
	24855	05/25 HR IT Monthly Contract-June 2		504-406-88040		0.19
	24855	05/25 FIN IT Monthly Contract-June 2		504-406-88040		3.46
	24855	05/25 HR IT Monthly Contract-June 2		820-610-88040		0.38
	24857	05/25 PD Subscriptions		101-413-88040		1,781.25
	24881	05/25 ADMIN IT Monthly Contract-Ju		101-401-88040		55.77
	24881	05/25 CD IT Monthly Contract-June 2		101-404-88040		71.36
	24881	05/25 ADMIN IT Monthly Contract-Ju		101-405-88040		55.77
	24881	05/25 FIN IT Monthly Contract-June 2		101-406-88040		12.47
	24881	05/25 HR IT Monthly Contract-June 2		101-408-88040		36.39
	24881	05/25 PD IT Monthly Contract-June 2		101-413-88040		1,722.20
	24881	05/25 FD IT Monthly Contract-June 2		101-416-88040		466.77
	24881	05/25 HR IT Monthly Contract-June 2		107-422-88040		1.43
	24881	05/25 PW IT Monthly Contract-June 2		107-422-88040		74.12
	24881	05/25 HR IT Monthly Contract-June 2		117-416-88040		8.56
	24881	05/25 FIN IT Monthly Contract-June 2		501-406-88040		166.24
	24881	05/25 HR IT Monthly Contract-June 2		501-406-88040		2.85
	24881	05/25 HR IT Monthly Contract-June 2		501-503-88040		4.28
	24881	05/25 PW IT Monthly Contract-June 2		501-503-88040		111.18
	24881	05/25 HR IT Monthly Contract-June 2		501-508-88040		4.99
	24881	05/25 PW IT Monthly Contract-June 2		501-508-88040		74.12
	24881	05/25 HR IT Monthly Contract-June 2		502-406-88040		2.85
	24881	05/25 FIN IT Monthly Contract-June 2		502-406-88040		145.46
	24881	05/25 HR IT Monthly Contract-June 2		502-510-88040		4.99
	24881	05/25 PW IT Monthly Contract-June 2		502-510-88040		185.30
	24881	05/25 HR IT Monthly Contract-June 2		503-406-88040		1.07
	24881	05/25 FIN IT Monthly Contract-June 2		503-406-88040		83.12
	24881	05/25 PW IT Monthly Contract-June 2		503-520-88040		148.24
	24881	05/25 HR IT Monthly Contract-June 2		503-520-88040		2.14
	24881	05/25 HR IT Monthly Contract-June 2		503-521-88040		0.71
	24881	05/25 PW IT Monthly Contract-June 2		503-521-88040		148.24
	24881	05/25 PW IT Monthly Contract-June 2		504-406-88040		0.36
	24881	05/25 FIN IT Monthly Contract-June 2		504-406-88040		8.31
	24881	05/25 PW IT Monthly Contract-June 2		820-610-88040		0.71
78224	5/22/2025	02340	Antonio Basulto			45.00
	0011911	05/25 FD Firefighter Endorsement Rei		101-416-75060		45.00
78225	5/22/2025	1065	APGA-SIF			395.00
	0012067	05/25 PW Shrimp/Dimp Subscription		502-510-86030		395.00
78226	5/22/2025	02082	AutoZone, Inc.			56.40
	05919386586	05/25 PD Antifreeze		101-413-84060		54.43
	05919388588	05/25 PW Wood Chipper Battery		101-440-84060		237.55
	CM05919388589	05/25 PW Wood Chipper Battery-War		101-440-84060		-235.58
78227	5/22/2025	02267	Badger Meter, Inc.			1,647.36
	80194298	04/25 PW Water Meter Cell Service-A		501-508-72030		1,647.36

Payment Number	Payment Date / Payable Number	Vendor # / Description	Vendor Name	Account Number	Project Account Key	Payment Amount / Item Amount
78228	5/22/2025	02307	Belmont Nursery, Inc.			1,011.28
	1-206-250513-002	05/25 PW Landscaping Plants & Tree		107-422-84050		1,011.28
78229	5/22/2025	02362	Bertrand, Fox, Elliot, Osman & Wenzel			3,392.00
	13754	04/25 PD Liability Claim Investigation		101-413-88020		3,392.00
78230	5/22/2025	1112	Billingsley Tire Service			10,740.42
	302579	04/25 FD EMS New Engine Installatio		117-416-84060		10,740.42
78231	5/22/2025	02504	Brian Corley			1,955.55
	24-041501	04/25 WP Disconnect Pressure Switc		501-503-84020		1,955.55
78232	5/22/2025	02296	BSK Associates			2,141.25
	AI12372	04/25 WP Outside Lab Work		501-503-88081		1,542.50
	AI12372	04/25 WWP Outside Lab Work		503-520-88080		598.75
78233	5/22/2025	1133	Bureau of Reclamation			92,575.23
	BOR-April2025	05/25 April 2025 Water Adjustment		501-503-80010		24,524.64
	BOR-April2025 R	05/25 April 2025 Water Restoration F		501-503-80010		8,961.12
	BOR-April2025-RF	05/25 April 2025 Water Rescheduling		501-503-80010		697.47
	BOR-July 2025	05/25 July 2025 Water Estimate		501-503-80010		58,392.00
78234	5/22/2025	02912	Chemtek, Inc.			1,120.79
	432357	05/25 PW Asphalt Remover		107-422-70130		1,120.79
78235	5/22/2025	02594	Cintas Corporation #3			1,362.15
	4229874308	05/25 BLDG Employee Uniforms & M		101-404-70100		8.85
	4229874308	05/25 SC Employee Uniforms & Mats		101-431-70100		23.00
	4229874308	05/25 BLDG Employee Uniforms & M		101-432-84030		389.31
	4229874308	05/25 PW Employee Uniforms & Mat		101-440-70100		84.39
	4229874308	05/25 PW Employee Uniforms & Mat		107-422-70100		54.68
	4229874308	05/25 WP Employee Uniforms & Mat		501-503-70100		57.26
	4229874308	05/25 PW Employee Uniforms & Mat		501-508-70100		54.68
	4229874308	05/25 PW Employee Uniforms & Mat		501-508-70100		17.83
	4229874308	05/25 PW Employee Uniforms & Mat		502-510-70100		54.68
	4229874308	05/25 PW Employee Uniforms & Mat		502-510-70100		17.82
	4229874308	05/25 PW Employee Uniforms & Mat		503-521-70100		54.68
	4229874308	05/25 SS Employee Uniforms & Mats		504-535-70100		20.12
	4230650493	05/25 CD Employee Uniforms & Mats		101-404-70100		8.85
	4230650493	05/25 SC Employee Uniforms & Mats		101-431-70100		23.00
	4230650493	05/25 BLDG Employee Uniforms & M		101-432-84030		76.86
	4230650493	05/25 PW Employee Uniforms & Mat		101-440-70100		84.39
	4230650493	05/25 PW Employee Uniforms & Mat		107-422-70100		54.68
	4230650493	05/25 WP Employee Uniforms & Mat		501-503-70100		57.26
	4230650493	05/25 PW Employee Uniforms & Mat		501-508-70100		54.68
	4230650493	05/25 PW Employee Uniforms & Mat		501-508-70100		17.83
	4230650493	05/25 PW Employee Uniforms & Mat		502-510-70100		17.82
	4230650493	05/25 PW Employee Uniforms & Mat		502-510-70100		54.68
	4230650493	05/25 PW Employee Uniforms & Mat		503-521-70100		54.68
	4230650493	05/25 SS Employee Uniforms & Mats		504-535-70100		20.12
78237	5/22/2025	02598	Cintas Corporation No. 2			321.60
	5269253005	05/25 WP First Aid Kits Refilled		501-503-84072		87.29
	5269965508	05/25 SC First Aid Kits Refilled		101-431-70150		46.87
	5269965509	05/25 PD First Aid Kits Refilled		101-413-88100		37.68
	5269965509	05/25 PW First Aid Kits Refilled		503-521-70440		149.76
78238	5/22/2025	1224	Coalinga Hardware			381.65
	833896	05/25 PW Chain Saw Pull Rope/Starte		107-422-84050		8.89
	833937	05/25 WP Hog Rings		501-503-70140		24.41
	833985	05/25 PW Irrigation Supplies		107-422-84050		47.77
	834004	05/25 PW Cracksealer Duct Tape		107-422-84050		19.66

Payment Number	Payment Date / Payable Number	Vendor # / Description	Vendor Name	Account Number	Project Account Key	Payment Amount / Item Amount
	834048	05/25 PW Pressure Washer O-Rings		107-422-70140		3.07
	834064	05/25 PW 4" Red Plunger Cup		503-521-70140		6.82
	834085	05/25 WWP Water Hose		503-520-70140		49.48
	834144	05/25 FD Lattice Repair Parts		101-416-84030		21.30
	834163	05/25 PW Paint Roller		107-422-70130		5.79
	834174	05/25 PW Irrigation Supplies		101-440-84050		28.97
	834253	05/25 PW Landscaping Pins		107-422-84050		41.39
	834337	05/25 FD Station Lawn Maintenance		101-416-84050		62.09
	834340	05/25 FD Station Generator Anchors		101-416-84070		62.01
78239	5/22/2025	1243	Cook's Communications			2,349.24
	160124	03/25 PW Extra Strobe Bulbs		107-422-84060		79.55
	160124	03/25 PW Extra Strobe Bulbs		501-508-84060		79.56
	160124	03/25 PW Extra Strobe Bulbs		502-510-84060		79.55
	160124	03/25 PW Extra Strobe Bulbs		503-521-84060		79.55
	160183	03/25 PW Flat Bed Strobe Lights		107-422-84060		507.75
	160183	03/25 PW Flat Bed Strobe Lights		501-508-84060		507.76
	160183	03/25 PW Flat Bed Strobe Lights		502-510-84060		507.76
	160183	03/25 PW Flat Bed Strobe Lights		503-521-84060		507.76
78240	5/22/2025	02944	County of Alameda			361.00
	TR21165	06/25 PD Traffic Collision INV Training		101-413-86010		361.00
78241	5/22/2025	02843	DANIEL SAUCEDA			473.00
	TR21165	06/25 PD Traffic Collision Training Me		101-413-86010		473.00
78242	5/22/2025	1288	Department of Justice			290.00
	801753	03/25 HR Fingerprints-February 2025		101-408-89070		32.00
	801753	03/25 HR Fingerprints-February 2025		101-408-89070		32.00
	801753	03/25 HR Fingerprints-February 2025		101-408-89070		32.00
	801753	03/25 HR Fingerprints-February 2025		101-408-89070		32.00
	815119	05/25 HR Fingerprints-April 2025-Bell		101-408-89070		19.20
	815119	05/25 HR Fingerprints-April 2025-Sim		101-408-89070		66.00
	815119	05/25 EMS Fingerprints-April 2025-R		117-416-89070		32.00
	815119	05/25 EMS Fingerprints-April 2025-M		117-416-89070		32.00
	815119	05/25 EMS Fingerprints-April 2025-B		117-416-89070		12.80
78243	5/22/2025	02771	DG Construction, Inc.			6,067.65
	7	02/25 Pleasant St Sewer Replacemen		127-422-98907		1,852.23
	7	02/25 Pleasant St Sewer Replacemen		501-508-98907		255.48
	7	02/25 Pleasant St Sewer Replacemen		503-521-98907		4,279.29
	CM0000007	02/25 Pleaant St Sewer Replacement		127-000-10003		-92.61
	CM0000007	02/25 Pleaant St Sewer Replacement		501-000-10003		-12.77
	CM0000007	02/25 Pleaant St Sewer Replacement		503-000-10003		-213.97
78244	5/22/2025	1300	DMV			108.00
	ER7153	06/25 WWP Vehicle Registration-Lic E		503-520-86030		54.00
	ER7J53	06/25 WP Vehicle Registration-Lic ER		501-503-86032		54.00
78245	5/22/2025	02667	Enterprise FM Trust			6,628.20
	633291-050325	05/25 PW Vehicle Leases-May 2025		501-508-98040		2,209.40
	633291-050325	05/25 PW Vehicle Leases-May 2025		502-510-98040		2,209.40
	633291-050325	05/25 PW Vehicle Leases-May 2025		503-521-98040		2,209.40
78246	5/22/2025	1343	ESO Solutions, Inc.			378.45
	ESO-168327	05/25 FD CA State Amendments Cod		101-416-75060		378.45
78247	5/22/2025	1356	Fastenal Company			406.93
	CALEM53855	04/25 FD Huron Station Supplies		101-416-70450		132.67
	CALEM54322	05/25 FD Station Supplies		101-416-70450		274.26

Payment Number	Payment Date / Payable Number	Vendor # / Description	Vendor Name	Account Number	Project Account Key	Payment Amount / Item Amount
78248	5/22/2025	02987	FRESNO CITY COLLEGE-BUSINESS OFFICE			1,610.00
	19171313-15	05/25 PD RECRUIT PROGRAM		101-413-86010		1,610.00
78249	5/22/2025	03034	GALE RAWITZER			2,500.00
	315	05/25 AIR Airshow Air Boss Services		101-435-88100		2,500.00
78250	5/22/2025	02379	Geotab USA, Inc.			98.75
	IN429688	04/25 PW GPS for ATVs		101-440-88100		59.25
	IN429688	04/25 SS GPS for Street Sweepers		504-535-88100		39.50
78251	5/22/2025	02192	Gimme Love Animal Shelter			3,045.00
	463	05/25 PD Animal Shelter Services-Apr		101-413-88100		3,045.00
78252	5/22/2025	1446	Granite Construction Company			2,892.85
	2939493	05/25 PW Landscaping Rock		107-422-84050		279.46
	2943629	05/25 PW Landscaping Boulders		107-422-84050		492.17
	2944362	05/25 PW Patch for Water Leaks		501-508-70130		1,270.33
	2945331	05/25 PW Patch-Garfield Water Leak		501-508-70130		850.89
78253	5/22/2025	1463	Hill Brothers Chemical Company			5,312.39
	INV13123096	03/25 WP Aqua Ammonia		501-503-70210		5,312.39
78254	5/22/2025	1474	Home Depot Credit Services			334.86
	3511064	04/25 PW Shears/Lopers		101-440-70060		132.27
	3511064	04/25 PW Orange Flags		107-422-70130		94.18
	3511064	04/25 PW Steel Tamper/Push Brooms		501-508-70060		108.41
78255	5/22/2025	02274	Instrument Technology Corporation			7,073.89
	25245	05/25 PW New Water Line Locator		501-508-98040		3,536.95
	25245	05/25 PW New Gas Line Locator		502-510-98040		3,536.94
78256	5/22/2025	1494	Interstate Gas Services, Inc.			6,235.00
	7021859	04/25 WP Utility Consulting-April 202		501-503-88100		5,805.00
	7021859	04/25 PW Utility Consulting-April 202		502-510-88100		430.00
78257	5/22/2025	03036	JAVIER FUENTES			750.00
	0012071	05/25 WP Turf Replacement Program		501-503-98471		750.00
78258	5/22/2025	02623	Jose Garza			717.12
	TR21148	03/25 PD J Garza Lodging Reimburse		101-413-86010		717.12
78259	5/22/2025	02657	Juan Navarrete			115.00
	TR21164	05/25 PD J Navarrete Training meals		101-413-86010		115.00
78260	5/22/2025	02965	Kent Matsuzaki			84.00
	85672586	12/24 PD Parking Reimbursement		101-413-86010		84.00
78261	5/22/2025	1561	Kings County Glass			836.04
	IO83922	05/25 BLDG Office Window Replacem		101-432-84050		641.04
	IO83936	05/25 FD EMS Windshield Repair Uni		117-416-84060		50.00
	IO83937	05/25 FD Windshield Repair Unit #B1		101-416-84060		145.00
78262	5/22/2025	1562	Kings County Mobile Locksmith Service			1,089.42
	10215	04/25 BLDG Ciy Hall Keys & Fire Box K		101-432-84030		47.90
	10217	04/25 WP Pad Locks		501-503-70140		520.76
	10217	04/25 WWP Pad Locks		503-520-70140		520.76
78263	5/22/2025	1571	L.N. Curtis & Sons			506.42
	INV936256	04/25 FD PPE/Wildland Pants-Rodrig		101-416-70102		253.21
	INV936887	04/25 FD PPE/Wildland Pants-Trujillo		101-416-70102		253.21
78264	5/22/2025	02626	L.N. Curtis and Sons			59.21
	INV944772	05/25 PD Uniform Eqiupment		101-413-70101		59.21

Payment Number	Payment Date / Payable Number	Vendor # / Description	Vendor Name	Account Number	Project Account Key	Payment Amount / Item Amount
78265	5/22/2025	1583	Leaf			693.07
	18351832	05/25 CC Copier Lease-June 2025		101-401-84010		15.85
	18351832	05/25 CD Copier Lease-June 2025		101-404-84010		15.85
	18351832	05/25 ADMIN Copier Lease-June 202		101-405-84010		15.85
	18351832	05/25 FIN Copier Lease-June 2025		101-406-84010		5.20
	18351832	05/25 HR Copier Lease-June 2025		101-408-84010		15.85
	18351832	05/25 HR Copier Lease-June 2025		101-408-84010		56.55
	18351832	05/25 PD Copier Lease-June 2025		101-413-84010		187.12
	18351832	05/25 FD Copier Lease-June 2025		101-416-84010		110.89
	18351832	05/25 HR Copier Lease-June 2025		107-422-84010		2.22
	18351832	05/25 HR Copier Lease-June 2025		117-416-84010		13.31
	18351832	05/25 HR Copier Lease-June 2025		501-406-84010		4.43
	18351832	05/25 FIN Copier Lease-June 2025		501-406-84010		69.31
	18351832	05/25 HR Copier Lease-June 2025		501-503-84010		6.65
	18351832	05/25 WP Copier Lease-June 2025		501-503-84010		15.84
	18351832	05/25 HR Copier Lease-June 2025		501-508-84010		7.76
	18351832	05/25 HR Copier Lease-June 2025		502-406-84010		4.43
	18351832	05/25 FIN Copier Lease-June 2025		502-406-84010		60.64
	18351832	05/25 PW Copier Lease-June 2025		502-510-84010		15.84
	18351832	05/25 HR Copier Lease-June 2025		502-510-84010		7.76
	18351832	05/25 FIN Copier Lease-June 2025		503-406-84010		34.65
	18351832	05/25 HR Copier Lease-June 2025		503-406-84010		1.66
	18351832	05/25 WWP Copier Lease-June 2025		503-520-84010		15.84
	18351832	05/25 HR Copier Lease-June 2025		503-520-84010		3.33
	18351832	05/25 HR Copier Lease-June 2025		503-521-84010		1.11
	18351832	05/25 FIN Copier Lease-June 2025		504-406-84010		3.47
	18351832	05/25 HR Copier Lease-June 2025		504-406-84010		0.55
	18351832	05/25 HR Copier Lease-June 2025		820-610-84010		1.11
78267	5/22/2025	1592	Liebert Cassidy Whitmore			1,141.50
	291015	03/25 PD ERMA Claim Investigation-U		101-413-88020		1,141.50
78268	5/22/2025	1593	Life Assist, Inc.			4,345.46
	1596117	05/25 FD EMS Medical Supplies		117-416-75000		2,899.12
	1597837	05/25 FD EMS Medical Supplies		117-416-75000		788.36
	1601226	05/25 FD EMS Medcial Supplies		117-416-75000		657.98
78269	5/22/2025	03029	MEISTER SEALCOAT & SUPPLIES, LLC			9,134.70
	69179	03/25 PW Crack Seal Material		125-422-98972		9,134.70
78270	5/22/2025	1635	Mercedes Garcia			834.48
	TR20661	02/25 PARMA Conference Reimburse		306-405-98574		59.97
	TR20661	02/25 PARMA Conference Reimburse		306-405-98574		117.00
	TR20661	02/25 PARMA Conference Reimburse		306-405-98574		657.51
78271	5/22/2025	02329	Michael K. Nunley & Associates, Inc.			72,064.25
	1099	05/25 PW (4) Lift Station Alarm Upgr		503-521-88100		12,344.00
	1164	05/25 WP Derrick Reservoir Rehabilit		501-503-98441		59,495.25
	1165	05/25 WP Engineering Services-Filter		501-503-98441		225.00
78272	5/22/2025	02114	Michee Baggett			77.02
	194-04/25	04/25 FD EMS AMB Run Meal Reimb		117-416-75010		19.76
	200	03/25 FD EMS AMB Run Meal Reimb		117-416-75010		15.98
	304	04/25 FD EMS AMB Run Meal Reimb		117-416-75010		12.45
	3-216454	04/25 FD EMS AMB Run Meal Reimb		117-416-75010		20.04
	85	04/25 FD EMS AMB Run Meal Reimb		117-416-75010		8.79
78273	5/22/2025	1655	Moreno's Plumbing			250.00
	000472	05/25 AIR Sewer Line Repairs		101-435-84030		250.00

Payment Number	Payment Date / Payable Number	Vendor # / Description	Vendor Name	Account Number	Project Account Key	Payment Amount / Item Amount
78274	5/22/2025	1658	Motion Industries			26.81
	CA10-00919267	05/25 WWP Cable Ferrules		503-520-70140		26.81
78275	5/22/2025	1661	Mountain Valley Pest Control, Inc.			216.00
	115177	04/25 BLDG Pest Control Services-Apr		101-432-84030		28.00
	115178	04/25 FD Pest Control Services-April		101-416-84050		28.00
	115179	04/25 PW Pest Control Services-April		503-521-84030		35.00
	115180	04/25 WWP Pest Control Services-Ap		503-520-84030		30.00
	115181	04/25 AIR Pest Control Services-April		101-435-84030		50.00
	115182	04/25 WP Pest Control Services-April		501-503-84030		45.00
78276	5/22/2025	1686	Northern Safety Co., Inc.			243.69
	906846275	04/25 PW Coveralls		502-510-70101		243.69
78277	5/22/2025	02615	ODP Business Solutions, LLC			133.56
	419961584001	05/25 PD Office Supplies		101-413-70010		133.56
78278	5/22/2025	1692	O'Reilly Automotive, Inc.			1,156.31
	4316-120867	04/25 FD EMS Antifreeze Unit #M254		117-416-84060		43.57
	4316-121356	04/25 FD EMS Oil & Filter Unit #M25		117-416-84060		178.81
	4316-121652	04/25 FD EMS Oil & Filters Unbit #M2		117-416-84060		110.69
	4316-121779	04/25 FD EMS Vehicle Repairs Unit #		117-416-84060		366.22
	4316-122426	04/25 PD C7 Oil Air Filter		101-413-84060		55.51
	4316-122451	04/25 FD EMS Antifreeze Unit #M253		117-416-84060		69.70
	4316-122527	04/25 PD C27 Vehicle Antifreeze		101-413-84060		72.14
	4316-122540	04/25 PD C27 Water Pump		101-413-84060		127.61
	4316-122624	04/25 FD EMS Antifreeze Unit #M251		117-416-84060		21.78
	4316-122854	05/25 PD C27 Vehicle Maintenance		101-413-84060		69.67
	4316-122921	05/25 FD EMS Oil Unit #M254		117-416-84060		30.50
	4316-124754	05/25 FD EMS Vehicle Maint Supplies		117-416-84060		10.11
78279	5/22/2025	03035	OVERLAND PACIFIC & CUTLER LLC			35,074.63
	INV-0004852167	04/25 CMAQ NW Multi-Use Trails-(1,		305-422-98974		18,746.82
	REV-0004794209	02/25 CMAQ NW Multi Use Trails (1,2		305-422-98974		15,813.23
	REV-0004831717	03/25 CMAQ NW Multi Use Trails (1,2		305-422-98974		514.58
78280	5/22/2025	02554	Pace Supply Corp.			44,078.21
	1910265261-2	05/25 PW AMI Project Water Meter L		501-508-98472		34,872.00
	1910265261-3	05/25 PW New Water Meter Lids-AM		501-508-98472		9,206.21
78281	5/22/2025	1721	PG&E			183.05
	0011800	04/25 PW Frame Park Electricity (512		101-440-72011		81.65
	0011913	04/25 PW Elm		110-424-72021		101.40
78282	5/22/2025	1722	PG&E 1533-5			94,448.82
	0011817	04/25 7053841272 300 W Elm FD Lig		101-416-72020		2,402.40
	0011817	04/25 705841037 7th & Elm FD Horn		101-416-72020		50.02
	0011817	04/25 7053841516 PD/Jail/City Hall		101-432-72020		6,729.97
	0011817	04/25 795617993 240 N 6th St		101-432-72020		1,053.14
	0011817	04/25 7052222061 270 S 6th Street		101-432-72020		140.25
	0011817	04/25 7053841771 27500 Phelps Ave		101-435-72020		29.04
	0011817	04/25 7053841565 NW Cor Phelps-Ai		101-435-72020		1,283.57
	0011817	04/25 7053841899 27500 Phelps Ave		101-435-72020		135.03
	0011817	04/25 7053841936 408 S 5th Lynch P		101-440-72011		13.36
	0011817	04/25 7053841921 Sunset & Washing		101-440-72011		53.36
	0011817	04/25 7053841050 5th & Cedar Towe		101-440-72011		56.18
	0011817	04/25 7054189141 Sunset & 5th Ave		101-440-72011		9.53
	0011817	04/27053841177 300 Clga Plaza - Ped		101-440-72011		13.65
	0011817	04/25 7053841204 SE Crn 1st & Fores		110-424-72021		9.53
	0011817	04/25 7053841206 Crn Posa & San Si		110-424-72021		9.53
	0011817	04/25 7053841842 350 El Rancho Blv		110-424-72021		9.54
	0011817	04/25 7053841619 Monterey & Tyler		110-424-72021		9.92

Payment Number	Payment Date Payable Number	Vendor # Description	Vendor Name	Account Number	Project Account Key	Payment Amount Item Amount
	0011817	04/25 7053841913	N/S Valley St Light	110-424-72021		52.35
	0011817	04/25 7053841485	Washington & Fre	110-424-72021		9.72
	0011817	04/25 7053841016	160W Elm Arpt 3	110-424-72021		976.53
	0011817	04/25 7054518044	Coolidge N Hach	110-424-72021		10.47
	0011817	04/25 3443128611	TR 4492 Fox Hollo	110-424-72021		52.12
	0011817	04/25 7053841026	160W Elm Arpt 3	110-424-72021		335.33
	0011817	04/25 7053841008	160W Elm Arpt 3	110-424-72021		3,157.95
	0011817	04/25 7053841349	160 W Elm	110-424-72021		26.07
	0011817	04/25 7053841979	City Yard	110-424-72021		263.36
	0011817	04/25 7053841990	160 W Elm	110-424-72021		22.82
	0011817	04/25 7053841429	TR 5339 Dorothy	110-424-72021		418.64
	0011817	04/25 7053841157	240 W Elm Storag	110-424-72021		513.54
	0011817	04/25 7050007234	Coolidge N Hach	110-424-72021		10.47
	0011817	04/25 7053841014	160 W Elm Arpt 3	110-424-72021		22.82
	0011817	04/25 7053841555	TR 5451 Warthan	110-424-72021		902.48
	0011817	04/25 7058903139	Tache Way & War	110-424-72021		20.98
	0011817	04/25 7053841365	Longhollow & Ech	110-424-72021		18.33
	0011817	04/25 7053841661	Forest & 5th	110-424-72021		14.75
	0011817	04/25 7053986207	Warthan Place Ph	110-424-72021		14.22
	0011817	04/25 3443128775	TR 5208 Spano En	110-424-72021		13.03
	0011817	04/25 7053841439	Phelps & La Cuest	110-424-72021		11.52
	0011817	04/25 7053841881	140 E Durian Prkg	110-424-72021		22.46
	0011817	04/25 7053841538	160 W Elm Street	110-424-72021		51.09
	0011817	04/25 3443128411	TR 5208 Spano En	110-424-72021		120.64
	0011817	04/25 7053841848	SE Juniper Rdg Sp	110-424-72021		29.60
	0011817	04/25 7053841909	200 El Rancho Blv	110-424-72021		9.53
	0011817	04/25 7053841023	Monterey & Tyler	110-424-72021		9.53
	0011817	04/25 7053841791	745 W Forest Ave	110-424-72021		9.53
	0011817	04/25 3289090333	260 1/2 Cambridg	110-424-72021		137.06
	0011817	04/25 7053841535	160 W Elm Street	110-424-72021		84.73
	0011817	04/25 3443128925	TR 5140 Sandalw	110-424-72021		141.23
	0011817	04/25 7058160009	N/S of Phelps Ave	110-424-72021		164.03
	0011817	04/25 7053841397	Cambridge & Elm	110-424-72021		166.50
	0011817	04/25 7053841022	160W Elm Arpt 3	110-424-72021		175.29
	0011817	04/25 7053841004	160W Elm Arpt 3	110-424-72021		179.42
	0011817	04/25 7055365996	Elm & Second	110-424-72021		147.51
	0011817	04/25 3443128041	TR 5246 Phase II S	110-424-72021		154.26
	0011817	04/25 7053841244	TR 5344 Promont	110-424-72021		218.57
	0011817	04/25 7053841253	Cambridge & Joaq	110-424-72021		221.53
	0011817	04/25 7053841694	160 W Elm	110-424-72021		34.22
	0011817	04/25 3443128372	TR 5246 Stallion S	110-424-72021		57.59
	0011817	04/25 705381308	Van Ness & Elm	110-424-72021		71.45
	0011817	04/25 7053841501	410 El Rancho Blv	110-424-72021		29.59
	0011817	04/25 9713313248	25 1/2 W polk Tra	110-424-72021		127.18
	0011817	04/25 7053841002	160W Elm Arpt 3	110-424-72021		1,153.40
	0011817	04/25 7051816617	Jayne Ave Willow	110-424-72021		120.21
	0011817	04/25 1638874976	25 1/2 W Polk	110-424-72021		111.81
	0011817	04/25 3443128591	City Sunset St Proj	110-424-72021		107.60
	0011817	04/25 7055180510	Forest Ave Btwn 3	110-424-72021		62.94
	0011817	04/25 7050256422	6th & Durian	110-424-72021		107.03
	0011817	04/25 7053841536	160 W Elm Street	110-424-72021		104.24
	0011817	04/25 7053841379	Polk & Forest Ave	110-424-72021		82.75
	0011817	04/25 3249826069	TR 4492 Fox Hollo	110-424-72021		78.19
	0011817	04/25 7053841534	160 W Elm Street	110-424-72021		106.04
	0011817	04/25 7053841505	Cambridge & Elm	110-424-72021		299.77
	0011817	04/25 7053841131	SW Crn Gale & De	501-503-72020		9.53
	0011817	04/25 7053841684	NW NW 11 20 15	501-503-72020		47.30
	0011817	04/25 7053841518	NW NW 31 20 16	501-503-72020		20.19
	0011817	04/25 7053841171	SW SW 7 20 15 B	501-503-72020		211.10

Payment Number	Payment Date Payable Number	Vendor # Description	Vendor Name	Account Number	Project Account Key	Payment Amount Item Amount
	0011817	04/25 7056027714	NE 11 20 15	501-503-72020		141.47
	0011817	04/25 7053841615	SW SW SW 18 20	501-503-72020		29.17
	0011817	04/25 7053841036	NE SW 26 19 15 B	501-503-72020		3,315.75
	0011817	04/25 7053841526	25034 Palmer Ave	501-503-72020		53,639.37
	0011817	04/25 7053841864	NE SW 31 20 15	501-503-72020		37.22
	0011817	04/25 7053841979	City Yard	501-508-72020		263.35
	0011817	04/25 7053841466	Fres Alley Tyler &	502-510-72020		9.53
	0011817	04/25 7053841358	College Alley S Sid	502-510-72020		66.56
	0011817	04/25 7053841312	Thompson Btwn V	502-510-72020		55.70
	0011817	04/25 7053841243	Pine Alley	502-510-72020		95.97
	0011817	04/25 7053841102	N end of Malple S	502-510-72020		63.41
	0011817	04/25 7053841657	Behind 595 Roose	502-510-72020		63.05
	0011817	04/25 7053841361	Alley S Pleasant &	502-510-72020		71.47
	0011817	04/25 7053841066	NE Crn Harvard &	502-510-72020		33.88
	0011817	04/25 7053841574	Coalinga Alley Ma	502-510-72020		66.14
	0011817	04/25 7053841979	City Yard	502-510-72020		263.35
	0011817	04/25 7053841123	Cherry Ln	502-510-72020		101.93
	0011817	04/25 7053841783	California Alley	502-510-72020		83.25
	0011817	04/25 7053841697	Baker Alley	502-510-72020		9.53
	0011817	04/25 7052100780	NE SE 33 20 15 W	503-520-72020		12,172.84
	0011817	04/25 7056603692	SE 33 20 15 WWP	503-520-72020		1,795.91
	0011817	04/25 7053841845	Sewer Lift Station	503-521-72020		157.47
	0011817	04/25 7053841328	Sewer Lift Pump P	503-521-72020		127.95
	0011817	04/25 7053841367	Sewer Lift Station	503-521-72020		53.12
	0011817	04/25 7053841979	City Yard	503-521-72020		263.36
	0011817	04/25 7053841194	Sewer Lift Pump E	503-521-72020		402.95
	CM0000849	04/25 7053841037	Firehouse Horn-C	101-416-72020		-58.23
	CM0000849	04/25 795617993	240 N 6th St Credit	101-432-72020		-58.23
	CM0000849	04/25 7053841565	Phelps Airport Lig	101-435-72020		-58.23
	CM0000849	04/25 7053841899	27500 Phelps Ste	101-435-72020		-58.23
	CM0000849	04/25 7053841771	27500 Phelps Ste	101-435-72020		-58.23
	CM0000849	04/25 7054189141	Sunset/5th Credit	101-440-72011		-58.23
	CM0000849	04/25 7053841936	408 S Fifth-Credit	101-440-72011		-58.23
	CM0000849	04/25 7053841050	5th/Cedar Clock-C	101-440-72011		-58.23
	CM0000849	04/25 7053841921	Sunset/Washinto	101-440-72011		-58.23
	CM0000849	04/25 7053841204	First/Forest Trees-	110-424-72021		-58.23
	CM0000849	04/25 7053841439	Phelps/La Cuesta-	110-424-72021		-58.23
	CM0000849	04/25 7053841365	Longhollow/Echo-	110-424-72021		-58.23
	CM0000849	04/25 7053841881	140 E Durian Light	110-424-72021		-58.23
	CM0000849	04/25 7053841501	410 El Rancho-Cr	110-424-72021		-58.23
	CM0000849	04/25 7053841979	City Yard Credit	110-424-72021		-14.55
	CM0000849	04/25 7053841177	300 Clga Plaza-Cr	110-424-72021		-58.23
	CM0000849	04/25 7053841909	200 El Rancho-Cr	110-424-72021		-58.23
	CM0000849	04/25 7053841619	Monterey & Tyler-	110-424-72021		-58.23
	CM0000849	04/25 7053841485	Washington/Fres	110-424-72021		-58.23
	CM0000849	04/25 3289090333	260 1/2 Cambridg	110-424-72021		-58.23
	CM0000849	04/25 7053841157	240 W Elm Storag	110-424-72021		-58.23
	CM0000849	04/25 7053841848	Juniper Ridge Spri	110-424-72021		-58.23
	CM0000849	04/25 7053841023	Monterey/Tyler Cl	110-424-72021		-58.23
	CM0000849	04/25 7053841842	350 El Rancho-Cr	110-424-72021		-58.23
	CM0000849	04/25 7053841791	745 W Forest-Cre	110-424-72021		-58.23
	CM0000849	04/25 7053841206	Psa Chnt/San Sm	110-424-72021		-58.23
	CM0000849	04/25 7053841864	NW SW 31 20 15	501-503-72020		-58.23
	CM0000849	04/25 7053841684	NW NW 11 20 15	501-503-72020		-58.23
	CM0000849	04/25 7056027714	NE 11 20 15 Credi	501-503-72020		-58.23
	CM0000849	04/25 7053841615	SW SW SW 18 20	501-503-72020		-58.23
	CM0000849	04/25 7053841518	NW NW 31 20 16	501-503-72020		-58.23
	CM0000849	04/25 7053841131	Gale/Derrick Mtr	501-503-72020		-58.23
	CM0000849	04/25 7053841979	City Yard Credit	501-508-72020		-14.56

Payment Number	Payment Date / Payable Number	Vendor # / Description	Vendor Name	Account Number	Project Account Key	Payment Amount / Item Amount
	CM0000849	04/25 7053841312	Thompson Credit	502-510-72020		-58.23
	CM0000849	04/25 7053841979	City Yard Credit	502-510-72020		-14.56
	CM0000849	04/25 7053841102	N Maple Credit	502-510-72020		-58.23
	CM0000849	04/25 7053841783	California Alley Cr	502-510-72020		-58.23
	CM0000849	04/25 70538416997	Baker Alley Credi	502-510-72020		-58.23
	CM0000849	04/25 7053841123	Cherry Lane Credi	502-510-72020		-58.23
	CM0000849	04/25 7053841361	Pleasant/Warthan	502-510-72020		-58.23
	CM0000849	04/25 7053841657	Roosevelt Alley Cr	502-510-72020		-58.23
	CM0000849	04/25 7053841243	Pine Alley Credit	502-510-72020		-58.23
	CM0000849	04/25 7053841358	College Alley Cred	502-510-72020		-58.23
	CM0000849	04/25 7053841066	Harvard/College C	502-510-72020		-58.23
	CM0000849	04/25 7053841466	Fres Aly- Tyler/Pol	502-510-72020		-58.23
	CM0000849	04/25 7053841574	Clga Aly-Mad/Mo	502-510-72020		-58.23
	CM0000849	04/25 7053841845	Sewer Lift Polk Cr	503-521-72020		-58.23
	CM0000849	04/25 7053841328	Sewer Lift P/L Cre	503-521-72020		-58.23
	CM0000849	04/25 7053841979	City Yard Credit	503-521-72020		-14.56
	CM0000849	04/25 7053841194	Sewer Lift Echo Cr	503-521-72020		-58.23
	CM0000849	04/25 7053841367	Sewer Lift Kimberl	503-521-72020		-58.23
78293	5/22/2025	02985	PRECISION CIVIL ENGINEERING			3,285.00
	31514	05/25 CD CUP BBQ	Chicken (Tropican	101-404-86500		1,140.00
	31528	05/25 CD Professional	Planning Servic	101-404-88100		2,145.00
78294	5/22/2025	1745	Quad Knopf, Inc.			6,887.50
	127297	04/25 PW On Call GIS	Support (3/2-4	501-508-88121		2,295.84
	127297	04/25 PW On Call GIS	Support (3/2-4	502-510-88121		2,295.83
	127297	04/25 PW On Call GIS	Support (3/2-4	503-521-88121		2,295.83
78295	5/22/2025	1763	Resolve Insurance Systems, Inc.			799.06
	April 2025	05/25 FD EMS	Ambulancce Collection	117-416-75040		799.06
78296	5/22/2025	02502	Rincon Consultants, Inc.			1,708.00
	65284	05/25 WP City	Properties w/ Utilities	501-503-88100		1,708.00
78297	5/22/2025	1772	Robert Arthurton			24,244.00
	IHCM31185	05/25 AC Animal	Shelter Progress Pay	101-415-98020		24,244.00
78298	5/22/2025	1778	Robert Smith			130.00
	FVSEIS	05/25 Tyler Conference	Baggage Fee-	101-404-86010		31.50
	FVSEIS	05/25 Tyler Conference	-FYI Airport Pa	101-404-86010		54.00
	FVSEIS	05/25 Tyler Conference	Baggage Fee-	101-404-86010		31.50
	FVSEIS	05/25 Tyler Conference	Baggage Fee-	501-508-86010		3.50
	FVSEIS	05/25 Tyler Conference	Baggage Fee-	501-508-86010		3.50
	FVSEIS	05/25 Tyler Conference	-FYI Airport Pa	501-508-86010		6.00
78299	5/22/2025	1800	San Diego Police Eq. Co., Inc.			1,829.91
	665244	04/25 PD Ammo		101-413-70101		1,829.91
78300	5/22/2025	1804	San Luis & Delta-Mendota			9,230.82
	CMSLDMWA-April2	05/25 April 2025	Water Adjustment	501-503-80010		-38,485.00
	CMSLDMWA-Mar20	05/25 March 2025	Water Adjustment	501-503-80010		-13,201.58
	SLDMWA-April2025	05/25 April 2025	Water Adjustment	501-503-80010		37,577.40
	SLDMWA-June2025	05/25 June 2025	Water Estimate	501-503-80010		23,340.00
78301	5/22/2025	1821	Self Help Enterprises			8,841.82
	COL20PLHA 4/29/20	04/25 PLHA Grant	Admin Costs-Febru	306-422-88106		963.33
	COL22HB 4/17/202	04/25 March 2024/2025	22 CDGB (FT	303-405-88118		2,177.48
	COL22RE 4/17/2025	04/25 March 2024/2025	22 CDBG (RE	303-405-88118		5,701.01
78302	5/22/2025	1826	Shar-Craft, Incorporated			709.96
	56222	03/25 WP Lube Cups		501-503-70140		709.96

Payment Number	Payment Date / Payable Number	Vendor # / Description	Vendor Name	Account Number	Project Account Key	Payment Amount / Item Amount
78303	5/22/2025	02942	Shaw's Air Conditioning & Heating, Inc.			780.00
	115947895	05/25 WWP A/C Unit Service		503-520-84030		195.00
	115950196	05/25 WP A/C Unit Service		501-503-84030		585.00
78304	5/22/2025	1393	State Center Community College District			84.00
	TR21164	05/25 PD J Navarrete Training Registr		101-413-86010		84.00
78305	5/22/2025	1873 OPCERT	State Water Resources Control Board			110.00
	0012068	05/25 PW D2 Certificate Renewal-TH		501-508-86030		60.00
	0012069	05/25 PW Water Distribution Operat		501-508-86010		50.00
78306	5/22/2025	02694	Stericycle, Inc.			189.97
	8010610989	04/25 FD EMS Hazardous Waste Disp		117-416-75000		189.97
78307	5/22/2025	1898	Telstar Instruments, Inc.			976.61
	126634	05/25 WWP Bellows Pump		503-520-70140		976.61
78308	5/22/2025	1896	Tel-Tec Security Systems, Inc.			862.50
	884417	05/25 BLDG Keycard System Repair		101-432-84030		862.50
78309	5/22/2025	1902	Thatcher Company, Inc.			4,967.74
	2025250102484	05/25 WP Chlorine		501-503-70300		9,092.74
	CM2025250900431	05/25 WP Chlorine Container Refund		501-503-70300		-4,125.00
78310	5/22/2025	02846	T-MOBILE USA INC			381.76
	0012070	3/21-4/21/25 698-4142 SVC Center -		101-431-72030		43.37
	0012070	3/21-4/20/25 381-1988 PW Meter Re		501-406-72030		17.35
	0012070	3/21-4/20/25 341-4461 PW Director		501-503-72030		7.84
	0012070	3/21-4/20/25 307-0130 PW UB Table		501-508-72030		7.18
	0012070	3/21-4/20/25 341-4461 PW Director		501-508-72030		7.83
	0012070	3/21/-4/21/25 383-4014 PW Standby		501-508-72030		14.75
	0012070	3/21-4/20/25 307-0126 GIS Tablet		501-508-72030		7.18
	0012070	3/21-4/20/25 307-0133 PW UB Table		501-508-72030		7.18
	0012070	3/21-4/20/25 974-1257 PW Supervis		501-508-72030		14.75
	0012070	3/21-4/20/25 307-0127 PW UB Table		501-508-72030		7.18
	0012070	3/21-4/20/25 307-0129 PW UB Table		501-508-72030		7.18
	0012070	3/21-4/20/25 307-0132 PW UB Table		501-508-72030		7.18
	0012070	3/20-4/21/25 307-0131 PW UB Table		501-508-72030		7.18
	0012070	3/21-4/20/25 307-0128 PW UB Table		501-508-72030		7.18
	0012070	3/21-4/20/25 381-1988 PW Meter Re		502-406-72030		15.18
	0012070	3/21-4/20/25 307-0127 PW UB Table		502-510-72030		6.98
	0012070	3/21-4/20/25 974-1257 PW Supervis		502-510-72030		14.31
	0012070	3/21-4/20/25 341-4461 PW Director		502-510-72030		7.83
	0012070	3/21-4/20/25 307-0126 GIS Tablet		502-510-72030		6.98
	0012070	3/20-4/21/25 307-0131 PW UB Table		502-510-72030		6.98
	0012070	3/21-4/20/25 307-0130 PW UB Table		502-510-72030		6.98
	0012070	3/21-4/20/25 307-0132 PW UB Table		502-510-72030		6.98
	0012070	3/21-4/20/25 307-0128 PW UB Table		502-510-72030		6.98
	0012070	3/21-4/20/25 307-0133 PW UB Table		502-510-72030		6.98
	0012070	3/21/-4/21/25 383-4014 PW Standby		502-510-72030		14.31
	0012070	3/21-4/20/25 307-0129 PW UB Table		502-510-72030		6.98
	0012070	3/21-4/20/25 381-1988 PW Meter Re		503-406-72030		9.98
	0012070	3/21-4/20/25 341-4461 PW Director		503-520-72030		7.83
	0012070	3/20-4/21/25 307-0131 PW UB Table		503-521-72030		6.98
	0012070	3/21-4/20/25 307-0133 PW UB Table		503-521-72030		6.98
	0012070	3/21-4/20/25 307-0128 PW UB Table		503-521-72030		6.98
	0012070	3/21-4/20/25 307-0130 PW UB Table		503-521-72030		6.98
	0012070	3/21-4/20/25 307-0132 PW UB Table		503-521-72030		6.98
	0012070	3/21-4/20/25 307-0127 PW UB Table		503-521-72030		6.98
	0012070	3/21-4/20/25 307-0129 PW UB Table		503-521-72030		6.98
	0012070	3/21/-4/21/25 383-4014 PW Standby		503-521-72030		14.31
	0012070	3/21-4/20/25 307-0126 GIS Tablet		503-521-72030		6.98

Payment Number	Payment Date / Payable Number	Vendor # / Description	Vendor Name	Account Number	Project Account Key	Payment Amount / Item Amount
	0012070	3/21-4/20/25 341-4461	PW Director	503-521-72030		7.83
	0012070	3/21-4/20/25 974-1257	PW Supervis	503-521-72030		14.31
	0012070	3/21-4/20/25 381-1988	PW Meter Re	504-406-72030		0.86
78313	5/22/2025	02351	Tractor Supply Company			119.64
	200055672	03/25 PW Patch Truck Propane		107-422-70130		13.02
	200055782	04/25 PW Patch Truck Propane		107-422-70130		15.72
	200057901	04/25 PW Patch Truck Propane		107-422-70130		90.90
78314	5/22/2025	1931	Trans Union, LLC			70.00
	04521523	04/25 PD Backgrounds		101-413-88100		70.00
78315	5/22/2025	02975	Travel Tags, Inc.			225.15
	9286976	05/25 HR Letterhead		101-408-70010		128.34
	9286976	05/25 HR Letterhead		107-422-70010		4.50
	9286976	05/25 HR Letterhead		117-416-70010		29.27
	9286976	05/25 HR Letterhead		501-406-70010		4.50
	9286976	05/25 HR Letterhead		501-503-70010		13.51
	9286976	05/25 HR Letterhead		501-508-70010		11.26
	9286976	05/25 HR Letterhead		502-406-70010		4.50
	9286976	05/25 HR Letterhead		502-510-70010		11.26
	9286976	05/25 HR Letterhead		503-406-70010		3.38
	9286976	05/25 HR Letterhead		503-520-70010		6.75
	9286976	05/25 HR Letterhead		503-521-70010		3.38
	9286976	05/25 HR Letterhead		504-535-70010		2.25
	9286976	05/25 HR Letterhead		820-610-70010		2.25
78316	5/22/2025	1935	Tri City Engineering			117,205.00
	2770-64	05/25 Grant Activity Meetings-Audit		125-422-88100		1,473.75
	2885-08	05/25 CD Warthan Place Apts-Phase I		101-404-86500		900.00
	2965-15	05/25 Clga/Pacific Apts-Related Ame		310-422-98581		31,500.00
	2966-174	05/25 Clga/Pacific Apts-Transportatio		310-422-98581		4,512.50
	2966-26	05/25 Phelps Improvements Phase II		305-422-98902		2,445.00
	3015-19-02	05/25 Caltrans SR33/198 Overlay/Die		107-422-88100		795.00
	3029-08	05/25 Sacramento/Wathan St Improv		111-422-98911		760.00
	3046-14-ENV	05/25 ATP6 Trails-Los Gatos Bridge-E		305-422-98905		1,860.00
	3053-09	05/25 PW ATP7-Trails 7,8,9		107-422-88100		300.00
	3066-08	05/25 STBG California St. Improveme		305-422-98062		7,065.00
	3067-05	05/25 CMAQ Trails Segment 6-5146 (		305-422-98926		2,700.00
	3094-08	05/25 Median Island Landscaping-Ph		127-422-98983		3,450.00
	3101-03	05/25 Splash Pad Project		101-440-98981		4,755.00
	3106-01	05/25 ATP4 Perimeter Trails 3,4,9-CM		305-422-98982		20,513.75
	3108-01	05/25 DWR Drought Relief Grant-AMI		501-508-98472		12,057.50
	3109-01	05/25 Clga/Pacific Apts-Transportatio		310-422-98581		10,542.50
	3110-01	05/25 STBG Phelps Improvements Ph		305-422-98902		3,280.00
	3112-01	05/25 CD CVIN-Citywide Fiber Interne		101-404-88120		1,800.00
	3113-01	05/25 Resurfacing Project-Phase II-C		110-424-98401		6,495.00
78318	5/22/2025	1944 CC	US Bank Corporate Payment Center			9,295.27
	USB-FD-APRIL2025-	04/25 FD Fire Protection-New Hire Tr		101-416-70050		416.33
	USB-FD-APRIL2025-	04/25 FD Fire Protection-New Hire Tr		101-416-70050		272.17
	USB-FD-April2025-0	04/25 FD Southwest Airlines-ESO Con		101-416-75030		1,386.84
	USB-FD-April2025-0	04/25 FD City of Fresno-Airport Parki		101-416-86010		75.00
	USB-FD-April2025-0	04/25 FD Fire Instruction- Training-SH		101-416-75030		400.00
	USB-FD-April2025-0	04/25 FD Holiday Inn-Fire Training Ho		101-416-75030		307.98
	USB-FD-April2025-0	04/25 FD Bistro 120-Fire Traing Meal-		101-416-86010		20.26
	USB-FD-April2025-0	04/25 FD Hector Valadez-Fire Traing		101-416-86010		20.70
	USB-FD-April2025-0	04/25 FD Seed 2 Cup Coffee-Fire Trai		101-416-86010		19.11
	USB-FD-April2025-0	04/25 FD Wing It-Fire Traing Meal-SH		101-416-86010		23.66
	USB-FD-April2025-0	04/25 FD Commonwealth-Fire Traing		101-416-86010		16.69
	USB-FD-April2025-0	04/25 FD FSP Health-CPR Card-JGutie		117-416-86040		12.00

Payment Number	Payment Date / Payable Number	Vendor # / Description	Vendor Name	Account Number	Project Account Key	Payment Amount / Item Amount
	USB-FD-APRIL2025-	04/25 FD USPS-Certified Mail		101-416-70030		29.04
	USB-FD-APRIL2025-	04/25 FD Central Valley Arson-2025 A		101-416-75060		40.00
	USB-FD-APRIL2025-	04/25 FD Tractor Supply-Building Mai		101-416-84030		13.05
	USB-FD-APRIL2025-	04/25 FD Live Action Safety-3 EZ 10 A		117-416-75000		380.97
	USB-FD-APRIL2025-	04/25 FD JW Marriott-ESO Conf Hotel		101-416-75030		1,386.84
	USB-FD-APRIL2025-	04/25 FD JW Marriott-ESO Conf Hotel		101-416-75030		1,386.84
	USB-FD-APRIL2025-	04/25 FD JW Marriott-ESO Conf Hotel		101-416-86010		1,386.84
	USB-FD-APRIL2025-	04/25 FD EMS Emer Med Svcs-Recerti		117-416-86040		250.00
	USB-FD-APRIL2025-	04/25 FD EMS FSP Health Edu-CPR-E-		117-416-86040		48.00
	USB-FD-APRIL2025-	04/25 FD EMS DPH Med Svcs-Recerti		117-416-86040		48.00
	USB-FIN-APRIL2025	04/25 FIN OpenAI-ChatGPT Team Wo		101-405-86030		300.00
	USB-FIN-APRIL2025	04/25 FIN CSMFO- Accounting Clas R		101-406-86010		18.75
	USB-FIN-APRIL2025	04/25 FIN OpenAI-ChatGPT Team Wo		101-406-86030		300.00
	USB-FIN-APRIL2025	04/25 FIN OpenAI-ChatGPT Team Wo		101-413-86030		300.00
	USB-FIN-APRIL2025	04/25 FIN OpenAI-ChatGPT Team Wo		101-416-86030		300.00
	USB-FIN-APRIL2025	04/25 FIN CSMFO- Accounting Clas R		107-422-86010		6.25
	USB-FIN-APRIL2025	04/25 FIN CSMFO- Accounting Clas R		501-406-86010		37.50
	USB-FIN-APRIL2025	04/25 FIN CSMFO- Accounting Clas R		502-406-86010		31.25
	USB-FIN-APRIL2025	04/25 FIN CSMFO- Accounting Clas R		503-406-86010		23.75
	USB-FIN-APRIL2025	04/25 FIN CSMFO- Accounting Clas R		504-406-86010		1.25
	USB-FIN-APRIL2025	04/25 FIN CSMFO- Accounting Clas R		820-610-86010		6.25
	USB-WP-APRIL2025	04/25 WP CallCenttric-Notification Sy		501-503-72030		29.95
78321	5/22/2025	1980	Vossler Co.			3,798.69
	M59657	04/25 PW Gas Meters		502-510-98071		3,798.69
78322	5/22/2025	03017	WEST COAST ARBORISTS INC			35,000.00
	1-11102	05/25 Citywide Tree Triming & Remov		127-422-98976		35,000.00
78323	5/22/2025	1991	West Hills Machine Shop, Inc.			49.75
	051523	04/25 PW Patch Truck Repair Parts		107-422-84060		29.21
	051523	04/25 PW Bobcat Repair Parts		107-422-84060		0.36
	051523	04/25 PW Rebar for Sidewalk Repairs		109-424-98987		19.07
	051523	04/25 PW Bobcat Repair Parts		501-508-84060		0.37
	051523	04/25 PW Bobcat Repair Parts		502-510-84060		0.37
	051523	04/25 PW Bobcat Repair Parts		503-521-84060		0.37
78324	5/22/2025	1993	West Hills Oil, Inc.			8,388.68
	83057	04/25 ADMIN Fuel for April 2025		101-405-70160		42.22
	83059	04/25 CD Fuel for April 2025		101-404-70160		178.81
	83059	04/25 PW Fuel for April 2025		101-440-70160		436.98
	83059	04/25 PW Fuel for April 2025		107-422-70160		380.60
	83059	04/25 PW Fuel for April 2025		501-508-70160		302.00
	83059	04/25 PW Fuel for April 2025		502-510-70160		301.99
	83059	04/25 PW Fuel for April 2025		503-521-70160		301.99
	83060	04/25 PW Fuel for April 2025		107-422-70160		310.14
	83060	04/25 WP Fuel for April 2025		501-503-70160		1,555.57
	83060	04/25 WWP Fuel for April 2025		503-520-70160		47.42
	83061	04/25 FIN Fuel for April 2025		501-406-70160		95.33
	83061	04/25 FIN Fuel for April 2025		502-406-70160		83.42
	83061	04/25 FIN Fuel for April 2025		503-406-70160		54.82
	83061	04/25 FIN Fuel for April 2025		504-406-70160		4.76
	83062	04/25 PW Fuel for April 2025		101-440-70160		436.02
	83062	04/25 PW Fuel for April 2025		107-422-70160		106.49
	83062	04/25 PW Fuel for April 2025		501-508-70160		738.56
	83062	04/25 PW Fuel for April 2025		502-510-70160		738.56
	83062	04/25 PW Fuel for April 2025		503-521-70160		738.55
	83063	04/25 SC Fuel for April 2025		101-431-70160		133.96
	83063	04/25 SS Fuel for April 2025		504-535-70160		1,400.49

Payment Number	Payment Date / Payable Number	Vendor # / Description	Vendor Name	Account Number	Project Account Key	Payment Amount / Item Amount
78326	5/22/2025	1997	Westside Supply			255.91
	18439	04/25 PW Clock Tower Puck Batteries		101-440-84050		15.20
	18439	04/25 PW Patch Truck Repair Supplie		107-422-84060		38.99
	18439	04/25 PW Water Repair Supplies		501-508-70140		75.72
	P250430	04/25 PW Cylinder Rental		501-508-70140		45.00
	S250430	04/25 SC Cylinder Rental		101-431-70150		27.00
	W250430	04/25 WP Cylinder Rental		501-503-82030		36.00
	WW250430	04/25 WWP Cylinder Rental		503-520-82030		18.00
78327	5/22/2025	2002	Wittman Enterprises, LLC			10,029.69
	2504019	05/25 FD EMS Ambulance Billing-Apri		117-416-75040		10,029.69
78328	5/22/2025	1362	Wolseley Investments, Inc. Ferguson Enterprises, Inc. 1423			878.31
	0032496	05/25 PW Water Repair Clamps		501-508-70140		878.31
78329	5/29/2025	02475	Alberto Ramirez			2,700.00
	0012163	05/25 BLDG Council Chambers Set Up		101-432-84030		75.00
	0012164	05/25 BLDG Janitorial Services - May		101-432-84030		2,200.00
	0012165	05/25 PW Janitorial Services - May 20		501-508-84030		141.66
	0012165	05/25 PW Janitorial Services - May 20		502-510-84030		141.67
	0012165	05/25 PW Janitorial Services - May 20		503-521-84030		141.67
78330	5/29/2025	1243	Cook's Communications			8,737.64
	160727	05/25 PD Vehicle Radios		101-413-98040		8,737.64
78331	5/29/2025	1311	Eagle Engraving, Inc.			133.80
	2025-4236	05/25 FD ID Tags		101-416-70440		133.80
78332	5/29/2025	02017	JH Tackett Marketing			972.30
	813028	04/25 PD Stickers		101-413-70040		972.30
78333	5/29/2025	02615	ODP Business Solutions, LLC			229.59
	419960901001	05/25 PD Office Supplies		101-413-70010		71.18
	422653827001	05/25 PD Office Supplies		101-413-70010		80.77
	424236161001	05/25 PD Office Supplies		101-413-70010		77.64
78334	5/29/2025	1721	PG&E			59,082.77
	90624-043025	05/25 Gas Delivery (7001750902-0) A		502-510-80020		59,082.77
78335	5/29/2025	02726	Price Paige & Company, Certified Public Accountants, LLP			17,017.00
	36141	04/25 FY23-24 Accounting & Auditing		101-406-88030		2,552.55
	36141	04/25 FY23-24 Accounting & Auditing		107-422-88030		850.85
	36141	04/25 FY23-24 Accounting & Auditing		501-406-88030		5,105.10
	36141	04/25 FY23-24 Accounting & Auditing		502-406-88030		4,254.25
	36141	04/25 FY23-24 Accounting & Auditing		503-406-88030		3,233.23
	36141	04/25 FY23-24 Accounting & Auditing		504-406-88030		170.17
	36141	04/25 FY23-24 Accounting & Auditing		820-610-88030		850.85
78336	5/29/2025	02979	Roberson McLaughlin Plumbing Inc			283.10
	514985	05/25 BLDG Quote for Repairs		101-432-84030		283.10
78337	5/29/2025	03027	SIG SAUER, INC			1,261.94
	5757279	05/25 PD Range Equipment		101-413-70101		1,261.94
78338	5/29/2025	03038	Superior Storage Tanks & Trailers			64,513.55
	10341	05/25 Transfueler Payment 50%		101-000-08900		64,513.55
78339	5/29/2025	1944 CC	US Bank Corporate Payment Center			3,339.56
	USB-PD-APRIL2025-	04/25 PD GoTo City Wide Phone Char		101-401-72030		107.97
	USB-PD-APRIL2025-	04/25 PD GoTo City Wide Phone Char		101-404-72030		43.19
	USB-PD-APRIL2025-	04/25 PD GoTo City Wide Phone Char		101-405-72030		107.98
	USB-PD-APRIL2025-	04/25 PD GoTo City Wide Phone Char		101-406-72030		5.79
	USB-PD-APRIL2025-	04/25 PD GoTo City Wide Phone Char		101-408-72030		22.03
	USB-PD-APRIL2025-	04/25 PD GoTo City Wide Phone Char		101-413-72030		496.70

Payment Number	Payment Date / Payable Number	Vendor # / Description	Vendor Name	Account Number	Project Account Key	Payment Amount / Item Amount
	USB-PD-APRIL2025-	04/25 PD Cafe 101 Chief's Breakfast		101-413-86010		13.33
	USB-PD-APRIL2025-	04/25 PD GoTo City Wide Phone Char		101-415-72030		43.19
	USB-PD-APRIL2025-	04/25 PD GoTo City Wide Phone Char		101-416-72030		496.73
	USB-PD-APRIL2025-	04/25 PD GoTo City Wide Phone Char		107-422-72030		6.50
	USB-PD-APRIL2025-	04/25 PD GoTo City Wide Phone Char		107-422-72030		0.86
	USB-PD-APRIL2025-	04/25 PD GoTo City Wide Phone Char		117-416-72030		5.18
	USB-PD-APRIL2025-	04/25 PD GoTo City Wide Phone Char		501-406-72030		1.73
	USB-PD-APRIL2025-	04/25 PD GoTo City Wide Phone Char		501-406-72030		77.74
	USB-PD-APRIL2025-	04/25 PD GoTo City Wide Phone Char		501-503-72030		2.59
	USB-PD-APRIL2025-	04/25 PD GoTo City Wide Phone Char		501-503-72030		24.62
	USB-PD-APRIL2025-	04/25 PD GoTo City Wide Phone Char		501-508-72030		24.62
	USB-PD-APRIL2025-	04/25 PD GoTo City Wide Phone Char		501-508-72030		3.02
	USB-PD-APRIL2025-	04/25 PD GoTo City Wide Phone Char		502-406-72030		1.73
	USB-PD-APRIL2025-	04/25 PD GoTo City Wide Phone Char		502-406-72030		68.03
	USB-PD-APRIL2025-	04/25 PD GoTo City Wide Phone Char		502-510-72030		24.62
	USB-PD-APRIL2025-	04/25 PD GoTo City Wide Phone Char		502-510-72030		3.02
	USB-PD-APRIL2025-	04/25 PD GoTo City Wide Phone Char		503-406-72030		0.65
	USB-PD-APRIL2025-	04/25 PD GoTo City Wide Phone Char		503-406-72030		38.86
	USB-PD-APRIL2025-	04/25 PD GoTo City Wide Phone Char		503-520-72030		1.30
	USB-PD-APRIL2025-	04/25 PD GoTo City Wide Phone Char		503-520-72030		24.62
	USB-PD-APRIL2025-	04/25 PD GoTo City Wide Phone Char		503-521-72030		24.62
	USB-PD-APRIL2025-	04/25 PD GoTo City Wide Phone Char		503-521-72030		0.43
	USB-PD-APRIL2025-	04/25 PD GoTo City Wide Phone Char		504-406-72030		0.22
	USB-PD-APRIL2025-	04/25 PD GoTo City Wide Phone Char		504-406-72030		3.89
	USB-PD-APRIL2025-	04/25 PD GoTo City Wide Phone Char		820-610-72030		0.43
	USB-PD-MAY2025-0	05/25 PD GoTo City Wide Phone Char		101-401-72030		108.00
	USB-PD-MAY2025-0	05/25 PD GoTo City Wide Phone Char		101-404-72030		43.20
	USB-PD-MAY2025-0	05/25 PD GoTo City Wide Phone Char		101-405-72030		108.01
	USB-PD-MAY2025-0	05/25 PD GoTo City Wide Phone Char		101-406-72030		5.79
	USB-PD-MAY2025-0	05/25 PD GoTo City Wide Phone Char		101-408-72030		22.03
	USB-PD-MAY2025-0	05/25 PD GoTo City Wide Phone Char		101-413-72030		496.85
	USB-PD-MAY2025-0	05/25 PD GoTo City Wide Phone Char		101-415-72030		43.20
	USB-PD-MAY2025-0	05/25 PD GoTo City Wide Phone Char		101-416-72030		496.85
	USB-PD-MAY2025-0	05/25 PD GoTo City Wide Phone Char		107-422-72030		0.86
	USB-PD-MAY2025-0	05/25 PD GoTo City Wide Phone Char		107-422-72030		6.50
	USB-PD-MAY2025-0	05/25 PD GoTo City Wide Phone Char		117-416-72030		5.18
	USB-PD-MAY2025-0	05/25 PD GoTo City Wide Phone Char		501-406-72030		1.73
	USB-PD-MAY2025-0	05/25 PD GoTo City Wide Phone Char		501-406-72030		77.77
	USB-PD-MAY2025-0	05/25 PD GoTo City Wide Phone Char		501-503-72030		24.64
	USB-PD-MAY2025-0	05/25 PD GoTo City Wide Phone Char		501-503-72030		2.59
	USB-PD-MAY2025-0	05/25 PD GoTo City Wide Phone Char		501-508-72030		3.02
	USB-PD-MAY2025-0	05/25 PD GoTo City Wide Phone Char		501-508-72030		24.64
	USB-PD-MAY2025-0	05/25 PD GoTo City Wide Phone Char		502-406-72030		1.73
	USB-PD-MAY2025-0	05/25 PD GoTo City Wide Phone Char		502-406-72030		68.05
	USB-PD-MAY2025-0	05/25 PD GoTo City Wide Phone Char		502-510-72030		24.64
	USB-PD-MAY2025-0	05/25 PD GoTo City Wide Phone Char		502-510-72030		3.02
	USB-PD-MAY2025-0	05/25 PD GoTo City Wide Phone Char		503-406-72030		0.65
	USB-PD-MAY2025-0	05/25 PD GoTo City Wide Phone Char		503-406-72030		38.87
	USB-PD-MAY2025-0	05/25 PD GoTo City Wide Phone Char		503-520-72030		24.64
	USB-PD-MAY2025-0	05/25 PD GoTo City Wide Phone Char		503-520-72030		1.30
	USB-PD-MAY2025-0	05/25 PD GoTo City Wide Phone Char		503-521-72030		24.64
	USB-PD-MAY2025-0	05/25 PD GoTo City Wide Phone Char		503-521-72030		0.43
	USB-PD-MAY2025-0	05/25 PD GoTo City Wide Phone Char		504-406-72030		0.22
	USB-PD-MAY2025-0	05/25 PD GoTo City Wide Phone Char		504-406-72030		3.89
	USB-PD-MAY2025-0	05/25 PD GoTo City Wide Phone Char		820-610-72030		0.43
78344	5/29/2025	02701	Vanessa Carias			389.03
	327865076	04/25 PD Traffic Collision Course-Park		101-413-86010		87.75
	TR21161-M	04/25		101-413-86010		301.28

Payment Number	Payment Date / Payable Number	Vendor # / Description	Vendor Name	Account Number	Project Account Key	Payment Amount / Item Amount
78345	5/29/2025	2001	Willdan Financial Services			2,500.00
	010-61837	04/25 FIN 2021B Arbitrage Fee		501-406-88100		2,500.00
DFT0007705	5/7/2025	1865	Standard Insurance Company			2.34
	0011720	Standard Basic Dependent Life Ins - F		950-000-32400		2.34
DFT0007706	5/7/2025	1865	Standard Insurance Company			0.36
	0011721	Standard Basic Dependent Life Ins - N		950-000-32400		0.36
DFT0007707	5/7/2025	1865	Standard Insurance Company			2.21
	0011722	Standard Basic Dependent Life Ins - P		950-000-32400		2.21
DFT0007708	5/7/2025	1865	Standard Insurance Company			252.86
	0011723	Standard Life AD&D Employer Portion		950-000-32400		252.86
DFT0007764	5/2/2025	02753	Global Payments			6,653.17
	0011914	2025-05 CC Fees 7941 Counter Paym		501-406-92090		2,661.27
	0011914	2025-05 CC Fees 7941 Counter Paym		502-406-92090		2,328.61
	0011914	2025-05 CC Fees 7941 Counter Paym		503-406-92090		1,530.23
	0011914	2025-05 CC Fees 7941 Counter Paym		504-406-92090		133.06
DFT0007765	5/2/2025	02753	Global Payments			46,890.01
	0011915	2025-05 CC Fees 7945 Online Paymen		501-406-92090		18,756.01
	0011915	2025-05 CC Fees 7945 Online Paymen		502-406-92090		16,411.50
	0011915	2025-05 CC Fees 7945 Online Paymen		503-406-92090		10,784.70
	0011915	2025-05 CC Fees 7945 Online Paymen		504-406-92090		937.80
DFT0007836	5/31/2025	1865	Standard Insurance Company			1,583.73
	0010663	Standard Basic Dependent Life Ins - F		950-000-32400		2.16
	0010664	Standard Basic Dependent Life Ins - N		950-000-32400		0.36
	0010665	Standard Basic Dependent Life Ins - P		950-000-32400		2.38
	0010666	Standard Life AD&D Employer Portion		950-000-32400		252.86
	0010682	Standard Voluntary Life Insurance - C		950-000-32400		48.70
	0010771	Standard Basic Dependent Life Ins - F		950-000-32400		2.16
	0010772	Standard Basic Dependent Life Ins - N		950-000-32400		0.36
	0010773	Standard Basic Dependent Life Ins - P		950-000-32400		2.38
	0010774	Standard Life AD&D Employer Portion		950-000-32400		252.86
	0010790	Standard Voluntary Life Insurance - C		950-000-32400		48.70
	0011265	Standard Basic Dependent Life Ins - F		950-000-32400		2.34
	0011266	Standard Basic Dependent Life Ins - N		950-000-32400		0.36
	0011267	Standard Basic Dependent Life Ins - P		950-000-32400		2.21
	0011268	Standard Life AD&D Employer Portion		950-000-32400		252.86
	0011284	Standard Voluntary Life Insurance - C		950-000-32400		48.70
	0011330	Standard Life AD&D Employer Portion		950-000-32400		2.70
	0011403	Standard Basic Dependent Life Ins - F		950-000-32400		2.34
	0011404	Standard Basic Dependent Life Ins - N		950-000-32400		0.36
	0011405	Standard Basic Dependent Life Ins - P		950-000-32400		2.21
	0011406	Standard Life AD&D Employer Portion		950-000-32400		252.86
	0011422	Standard Voluntary Life Insurance - C		950-000-32400		48.70
	0011621	Standard Basic Dependent Life Ins - F		950-000-32400		2.34
	0011622	Standard Basic Dependent Life Ins - N		950-000-32400		0.36
	0011623	Standard Basic Dependent Life Ins - P		950-000-32400		2.21
	0011624	Standard Life AD&D Employer Portion		950-000-32400		252.86
	0011640	Standard Voluntary Life Insurance - C		950-000-32400		48.70
	0011739	Standard Voluntary Life Insurance - C		950-000-32400		48.70
					Payment Total:	**1,446,671.96**

Report Summary

Fund Summary

Fund	Payment Amount
101 - GENERAL FUND	310,722.10
106 - POLICE DEPT GRANTS	1,275.00
107 - GAS TAX FUND	12,784.41
109 - TDA - ARTICLE 3 FUND	19.07
110 - LTF - ARTICLE 8 FUND	20,500.18
111 - SB1-ROAD REHAB MAINT ACCT FUND	760.00
117 - IGT-INTERGOVERNMENTAL TRANSFER	40,541.02
125 - MEASURE C-STREET MAINTENANCE	12,214.10
127 - MEASURE C-FLEXIBLE FUNDING	41,815.27
303 - CDBG PROGRAM FUND	7,878.49
305 - CALTRANS GRANTS FUND	73,438.38
306 - SPECIAL REVENUE GRANTS FUND	5,502.12
310 - AHSC PROGRAM	46,555.00
501 - WATER ENTERPRISE FUND	653,266.70
502 - GAS ENTERPRISE FUND	105,966.57
503 - SEWER ENTEPRISE FUND	69,118.93
504 - SANITATION ENTERPRISE FUND	4,642.71
820 - RORF-REDEV OBLIG RETIREMENT FUND (RDA)	7,286.09
950 - PAYROLL TRUST & AGENCY FUND	32,385.82
Grand Total:	**1,446,671.96**

Account Summary

Account Number	Account Name	Payment Amount
101-000-08900	Prepaid Expense	64,513.55
101-401-70010	Office Supplies	12.62
101-401-72030	Telephone	369.97
101-401-84010	Office Equip. Repairs &	37.57
101-401-86011	Training, Travel, & Confe	714.35
101-401-86013	Training, Travel, & Confe	802.68
101-401-86015	Training, Travel, & Confe	780.99
101-401-88040	Computer Programming	414.28
101-404-70100	Uniforms	35.40
101-404-70160	Gasoline & Diesel	178.81
101-404-72030	Telephone	150.90
101-404-84010	Office Equip. Repairs &	56.14
101-404-86010	Training, Travel, & Confe	349.20
101-404-86030	Subs., Dues, & Publicatio	21.17
101-404-86500	Planning-Reimbursable F	5,230.48
101-404-88040	Computer Programming	489.88
101-404-88100	Professional Services	2,145.00
101-404-88101	Administrative Fees	1.06
101-404-88120	Reimburseable Bldg Plan	1,800.00
101-405-70010	Office Supplies	37.67
101-405-70160	Gasoline & Diesel	168.31
101-405-72030	Telephone	256.71
101-405-84010	Office Equip. Repairs &	108.94
101-405-86010	Training, Travel, & Confe	1,556.96
101-405-86030	Subs., Dues, & Publicatio	720.00
101-405-88040	Computer Programming	414.28
101-405-88101	Administrative Fees	29.26
101-406-72030	Telephone	17.45
101-406-84010	Office Equip. Repairs &	51.22
101-406-86010	Training, Travel, & Confe	46.80
101-406-86030	Subs., Dues, & Publicatio	300.00
101-406-88030	Accounting/Auditing	2,552.55
101-406-88040	Computer Programming	213.52
101-406-92090	Taxes, Licenses, & Fees	1,696.23

Account Summary

Account Number	Account Name	Payment Amount
101-408-70010	Office Supplies	128.34
101-408-72030	Telephone	44.06
101-408-84010	Office Equip. Repairs &	133.30
101-408-88040	Computer Programming	328.51
101-408-88101	Administrative Fees	8.56
101-408-89050	Polygraphs	150.00
101-408-89070	Fingerprinting	213.20
101-413-70010	Office Supplies	363.15
101-413-70040	Printing & Binding	1,290.03
101-413-70101	Uniforms-Safety Equipm	7,178.90
101-413-70380	Inmate Food/Jail Supplie	420.79
101-413-72010	Water, Gas, Sanitation &	61.05
101-413-72030	Telephone	1,984.12
101-413-84010	Office Equip. Repairs &	800.96
101-413-84030	Buildings Repairs & Mai	2,950.00
101-413-84060	Vehicle Parts, Repairs &	4,405.81
101-413-86010	Training, Travel, & Confe	4,104.48
101-413-86030	Subs., Dues, & Publicatio	1,057.10
101-413-88020	Outside Attorney Fees	4,533.50
101-413-88040	Computer Programming	70,595.44
101-413-88100	Professional Services	7,550.93
101-413-88101	Administrative Fees	45.00
101-413-90070	Investigative Expenses	2,820.00
101-413-98040	Major Machinery & Equi	12,835.09
101-415-72010	Water, Gas, Sanitation &	109.83
101-415-72030	Telephone	117.19
101-415-98020	Buildings & Bldg. Improv	24,244.00
101-416-70010	Office Supplies	190.32
101-416-70030	Postage & Freight Out	29.04
101-416-70050	Education Materials & S	751.26
101-416-70102	Uniforms	506.42
101-416-70160	Gasoline & Diesel	12,015.20
101-416-70440	Miscellaneous Supplies	257.42
101-416-70450	Station Supplies	406.93
101-416-72010	Water, Gas, Sanitation &	1,084.35
101-416-72020	Electric	2,394.19
101-416-72030	Telephone	1,848.35
101-416-75030	Tuition Reimbursement	4,868.50
101-416-75060	Mandated Annual Servic	463.45
101-416-84010	Office Equip. Repairs &	251.56
101-416-84030	Buildings Repairs & Mai	133.50
101-416-84050	Grounds Repairs & Main	90.09
101-416-84060	Vehicle Parts, Repairs &	145.00
101-416-84070	Misc. Repairs & Maint.	62.01
101-416-86010	Training, Travel, & Confe	1,562.26
101-416-86030	Subs., Dues, & Publicatio	300.00
101-416-88040	Computer Programming	2,068.05
101-416-98040	Major Machinery & Equi	4,498.22
101-431-70100	Uniforms	92.00
101-431-70150	Vehicle Parts & Supplies	73.87
101-431-70160	Gasoline & Diesel	133.96
101-431-72030	Telephone	43.37
101-431-88040	Computer Programming	160.57
101-432-72010	Water, Gas, Sanitation &	2,388.47
101-432-72020	Electric	7,865.13
101-432-84030	Buildings Repairs & Mai	12,461.76
101-432-84050	Grounds Repairs & Main	641.04
101-435-72010	Water, Gas, Sanitation &	464.20

Account Summary

Account Number	Account Name	Payment Amount
101-435-72020	Electric	1,272.95
101-435-72030	Telephone	19.58
101-435-84030	Buildings Repairs & Mai	300.00
101-435-88040	Computer Programming	160.57
101-435-88100	Professional Services	2,500.00
101-435-88101	Administrative Fees	4.50
101-440-70060	Small Tools & Equipment	132.27
101-440-70100	Uniforms	337.56
101-440-70160	Gasoline & Diesel	873.00
101-440-72011	Water/Electric - City Plot	6,734.05
101-440-84050	Grounds Repairs & Main	45.83
101-440-84060	Vehicle Parts, Repairs &	369.19
101-440-88040	Computer Programming	160.57
101-440-88100	Professional Services	59.25
101-440-98981	Splash Pad Project	4,755.00
106-413-98040	Major Machinery & Equi	1,275.00
107-422-70010	Office Supplies	4.50
107-422-70100	Uniforms	218.72
107-422-70130	Street Materials	1,350.33
107-422-70140	Utility Parts & Supplies	3.07
107-422-70160	Gasoline & Diesel	797.23
107-422-72011	Water/Electric - City Plot	3,497.23
107-422-72030	Telephone	16.68
107-422-84010	Office Equip. Repairs &	14.54
107-422-84050	Grounds Repairs & Main	1,918.05
107-422-84060	Vehicle Parts, Repairs &	917.43
107-422-86010	Training, Travel, & Confe	6.25
107-422-86030	Subs., Dues, & Publicatio	99.00
107-422-88030	Accounting/Auditing	850.85
107-422-88040	Computer Programming	1,950.32
107-422-88060	Medical - General	39.97
107-422-88100	Professional Services	1,095.00
107-422-88101	Administrative Fees	5.24
109-424-98987	Sidewalk Improvements	19.07
110-424-72021	Street Light Electricity	12,399.53
110-424-88040	Computer Programming	1,605.65
110-424-98401	Slurry Seal & Cape Seal	6,495.00
111-422-98911	Sacramento St Rehab	760.00
117-416-70010	Office Supplies	29.27
117-416-72030	Telephone	10.36
117-416-75000	Medical Equipment & Su	6,269.07
117-416-75010	Meals-Ambulance Runs	220.67
117-416-75040	Ambulance Billing Contr	10,828.75
117-416-75060	Mandated Annual Servic	7,114.80
117-416-84010	Office Equip. Repairs &	27.65
117-416-84060	Vehicle Parts, Repairs &	15,464.02
117-416-86040	Required Certification Tr	358.00
117-416-88040	Computer Programming	39.51
117-416-88101	Administrative Fees	2.12
117-416-89050	POLYGRAPHS	100.00
117-416-89070	Fingerprinting	76.80
125-422-88040	Computer Programming	1,605.65
125-422-88100	Professional Services	1,473.75
125-422-98972	Crack Sealing Expense	9,134.70
127-000-10003	Retention Payable	-92.61
127-422-88040	Computer Programming	1,605.65
127-422-98907	Pleasant St Sewer Main	1,852.23
127-422-98976	Street Tree Maintenance	35,000.00

Account Summary

Account Number	Account Name	Payment Amount
127-422-98983	Center Median Island Im	3,450.00
303-405-88118	2022 CDBG Grant for FT	7,878.49
305-422-98062	STBG-California-Baker ST	7,065.00
305-422-98902	Phelps Ave Ph 2 Exp STP	5,725.00
305-422-98905	Los Gatos Bridge Trails-A	1,860.00
305-422-98926	CMAQ Trails Seg 6 5146	2,700.00
305-422-98974	CMAQ-NW Trail Seg 1/2/	35,074.63
305-422-98975	ATP Cycle 5-Est Polk St Bi	500.00
305-422-98982	Trail Improv-ATP Cycle 4	20,513.75
306-405-98574	CIRA Grant Expense-AD	834.48
306-422-88106	Permanent Local Housin	4,667.64
310-422-98581	AHSC Grant Expense	46,555.00
501-000-10003	Retention Payable	-12,539.97
501-406-70010	Office Supplies	4.50
501-406-70030	Postage & Freight Out	2,385.01
501-406-70040	Printing & Binding	994.48
501-406-70160	Gasoline & Diesel	95.33
501-406-72030	Telephone	188.07
501-406-84010	Office Equip. Repairs &	691.74
501-406-86010	Training, Travel, & Confe	102.95
501-406-88030	Accounting/Auditing	5,105.10
501-406-88040	Computer Programming	1,543.27
501-406-88100	Professional Services	2,500.00
501-406-88101	Administrative Fees	0.46
501-406-92090	Taxes, Licenses, & Fees	21,417.28
501-503-70010	Office Supplies	13.51
501-503-70100	Uniforms	229.04
501-503-70140	Utility Parts & Supplies	2,628.14
501-503-70160	Gasoline & Diesel	1,555.57
501-503-70210	Chemicals Ammonia	5,312.39
501-503-70240	Chemicals Aluminate Sul	14,443.47
501-503-70270	Chemicals Polymers	9,204.00
501-503-70300	Chemicals Hypochlorite	10,821.48
501-503-72020	Electric	57,101.72
501-503-72030	Telephone	258.05
501-503-80010	Water Purchases	101,806.05
501-503-82030	Equipment Rental	36.00
501-503-84010	Office Equip. Repairs &	113.45
501-503-84020	Major Equip. Repairs &	23,281.34
501-503-84030	Buildings Repairs & Mai	3,817.52
501-503-84072	Safety Equip. Repairs &	144.83
501-503-86030	Subs., Dues, & Publicatio	5.20
501-503-86032	Certifications, Renewals,	54.00
501-503-88040	Computer Programming	1,061.50
501-503-88081	Outside Laboratory	1,542.50
501-503-88100	Professional Services	7,513.00
501-503-88101	Administrative Fees	23.78
501-503-98441	Water Revenue Bond Pr	310,264.30
501-503-98471	CDWR Turf Replacement	4,480.00
501-508-70010	Office Supplies	11.26
501-508-70060	Small Tools & Equipment	108.41
501-508-70100	Uniforms	290.04
501-508-70101	Uniforms-Safety Equipm	57.74
501-508-70130	Street Materials	2,121.22
501-508-70140	Utility Parts & Supplies	999.03
501-508-70160	Gasoline & Diesel	1,040.56
501-508-72020	Electric	248.79
501-508-72030	Telephone	1,797.43

Account Summary

Account Number	Account Name	Payment Amount
501-508-84010	Office Equip. Repairs &	18.11
501-508-84030	Buildings Repairs & Mai	283.33
501-508-84060	Vehicle Parts, Repairs &	879.06
501-508-86010	Training, Travel, & Confe	88.80
501-508-86030	Subs., Dues, & Publicatio	1,630.20
501-508-88040	Computer Programming	895.78
501-508-88060	Medical - General	159.90
501-508-88101	Administrative Fees	4.60
501-508-88121	Geographic Information	2,295.84
501-508-98040	Major Machinery & Equi	5,746.35
501-508-98472	CDWR Advanced Meteri	56,135.71
501-508-98907	Pleasant St Sewer Main	255.48
502-406-70010	Office Supplies	4.50
502-406-70030	Postage & Freight Out	2,086.89
502-406-70040	Printing & Binding	870.18
502-406-70160	Gasoline & Diesel	83.42
502-406-72030	Telephone	164.51
502-406-84010	Office Equip. Repairs &	556.72
502-406-86010	Training, Travel, & Confe	87.35
502-406-88030	Accounting/Auditing	4,254.25
502-406-88040	Computer Programming	882.76
502-406-88101	Administrative Fees	0.42
502-406-92090	Taxes, Licenses, & Fees	18,740.11
502-510-70010	Office Supplies	11.26
502-510-70100	Uniforms	290.00
502-510-70101	Uniforms-Safety Equipm	561.22
502-510-70160	Gasoline & Diesel	1,040.55
502-510-70440	Miscellaneous Supplies	108.99
502-510-72020	Electric	270.45
502-510-72030	Telephone	303.59
502-510-80020	PG&E Wholesale Transp	59,082.77
502-510-84010	Office Equip. Repairs &	89.66
502-510-84030	Buildings Repairs & Mai	283.33
502-510-84060	Vehicle Parts, Repairs &	879.03
502-510-86030	Subs., Dues, & Publicatio	400.20
502-510-88040	Computer Programming	2,473.85
502-510-88060	Medical - General	159.90
502-510-88100	Professional Services	430.00
502-510-88101	Administrative Fees	9.80
502-510-88121	Geographic Information	2,295.83
502-510-98040	Major Machinery & Equi	5,746.34
502-510-98071	Gas Meter Purchases	3,798.69
503-000-10003	Retention Payable	-213.97
503-406-70010	Office Supplies	3.38
503-406-70030	Postage & Freight Out	1,371.38
503-406-70040	Printing & Binding	571.83
503-406-70160	Gasoline & Diesel	54.82
503-406-72030	Telephone	96.45
503-406-84010	Office Equip. Repairs &	344.75
503-406-86010	Training, Travel, & Confe	59.28
503-406-88030	Accounting/Auditing	3,233.23
503-406-88040	Computer Programming	1,059.74
503-406-88101	Administrative Fees	0.32
503-406-92090	Taxes, Licenses, & Fees	12,314.93
503-520-70010	Office Supplies	6.75
503-520-70140	Utility Parts & Supplies	5,420.61
503-520-70160	Gasoline & Diesel	47.42
503-520-72010	Water, Gas, Sanitation &	737.00

Account Summary

Account Number	Account Name	Payment Amount
503-520-72020	Electric	13,968.75
503-520-72030	Telephone	81.37
503-520-82030	Equipment Rental	18.00
503-520-84010	Office Equip. Repairs &	116.13
503-520-84020	Major Equip. Repairs &	1,350.87
503-520-84030	Buildings Repairs & Mai	225.00
503-520-84073	Safety Equipment	57.55
503-520-86030	Subs., Dues, & Publicatio	54.00
503-520-88040	Computer Programming	1,220.65
503-520-88080	Laboratory	598.75
503-520-88101	Administrative Fees	5.00
503-521-70010	Office Supplies	3.38
503-521-70100	Uniforms	218.72
503-521-70101	Uniforms-Safety Equipm	57.73
503-521-70140	Utility Parts & Supplies	6.82
503-521-70160	Gasoline & Diesel	1,040.54
503-521-70440	Miscellaneous Supplies	337.72
503-521-72010	Water, Gas, Sanitation &	152.32
503-521-72020	Electric	757.37
503-521-72030	Telephone	142.41
503-521-84010	Office Equip. Repairs &	8.27
503-521-84030	Buildings Repairs & Mai	318.34
503-521-84060	Vehicle Parts, Repairs &	879.01
503-521-86030	Subs., Dues, & Publicatio	5.20
503-521-88040	Computer Programming	1,214.05
503-521-88060	Medical - General	39.98
503-521-88100	Professional Services	12,344.00
503-521-88101	Administrative Fees	4.56
503-521-88121	Geographic Information	2,295.83
503-521-98040	Major Machinery & Equi	2,209.40
503-521-98907	Pleasant St Sewer Main	4,279.29
504-406-70030	Postage & Freight Out	119.26
504-406-70040	Printing & Binding	49.70
504-406-70160	Gasoline & Diesel	4.76
504-406-72030	Telephone	9.47
504-406-84010	Office Equip. Repairs &	35.29
504-406-86010	Training, Travel, & Confe	3.12
504-406-88030	Accounting/Auditing	170.17
504-406-88040	Computer Programming	51.35
504-406-88101	Administrative Fees	0.04
504-406-92090	Taxes, Licenses, & Fees	1,070.86
504-535-70010	Office Supplies	2.25
504-535-70100	Uniforms	80.48
504-535-70160	Gasoline & Diesel	1,400.49
504-535-88040	Computer Programming	1,605.65
504-535-88100	Professional Services	39.50
504-535-88101	Administrative Fees	0.32
820-610-70010	Office Supplies	2.25
820-610-72030	Telephone	2.82
820-610-84010	Office Equip. Repairs &	2.31
820-610-86010	Training, Travel, & Confe	6.25
820-610-88030	Accounting/Auditing	850.85
820-610-88040	Computer Programming	1,608.92
820-610-88100	Professional Services	2,507.73
820-610-88101	Administrative Fees	4.96
820-610-96512	Continuing Disclosure Fe	2,300.00
950-000-32100	Employee Deferred Com	18,679.76
950-000-32400	Life Insurance	1,841.50

Account Summary

Account Number	Account Name	Payment Amount
950-000-33000	CLOCEA Dues Withheld	2,022.33
950-000-33200	CPOA Dues Withheld	1,704.96
950-000-33300	Fire Assoc. Dues Withhel	1,540.00
950-000-34010	Other Withholdings Gar	911.00
950-000-34060	Prepaid Legal Services	305.62
950-000-34700	Other Withholdings Gun	5,380.65
	Grand Total:	**1,446,671.96**

Project Account Summary

Project Account Key		Payment Amount
None		1,445,396.96
ORT6		1,275.00
	Grand Total:	**1,446,671.96**

STAFF REPORT - CITY COUNCIL/SUCCESSOR AGENCY/PUBLIC FINANCE AUTHORITY

Subject:	Information Only: FY24/25 Budget Report and Fund Balance for Yearend 06/30/2025 (Unaudited)
Meeting Date:	Thursday, July 17, 2025
From:	Sean Brewer, Interim City Manager
Prepared by:	Mai Vang, Financial Services Director

I. RECOMMENDATION:

No Recommendations

II. BACKGROUND:

III. DISCUSSION:

Based on the FY24-25 Budget Report and Summary for the General Fund funds and Enterprise Funds, the City of Coalinga shows that these major funds are generally performing close to or above expectations in revenue collection, while maintaining moderate expenditure levels.

The General Fund (Fund 101) collected 98.4% of its projected revenue, totaling approximately $14.3 million, and spent about 77.9% of its $14.5 million budget, resulting in an estimated carryover of roughly $3 million. The IGT (Intergovernmental Transfer) Fund (Fund 117) slightly exceeded its revenue projection at 101.5%, with expenditures at 88.3% of budget, yielding a surplus of about $298,064.

Meanwhile, the Water Enterprise Fund (Fund 501) came in under both its revenue and expenditure targets, receiving 85.1% of expected revenue and using 85.7% of its expenditure budget. The Gas Enterprise Fund (Fund 502) received 89.7% of its expected revenue and used 72.6% of its expenditure with an estimated carryover of $174,210. The Sewer Enterprise Fund (Fund 503) received 71.9% of its expected revenue and used 81.9%, which was a deficit spending of $1.6M. This is related to the 2024 Solar Revenue Bond. Staff is in the process of requesting reimbursement, which is a revenue source for the fund. The Sanitation Enterprise Fund (Fund 504) received 117.6% of its expected revenue and used 108% of its expenditure with an estimated carryover of $323,136.

Overall, the City demonstrates strong fiscal management with a favorable outlook for its General Funds and Enterprise Funds. The Fund Balance for both General Funds and Enterprise Funds are strong, which is sufficient to cover the shortfall for the fiscal year. Staff is committed to monitor all deficit spending to prevent further overspending.

IV. ALTERNATIVES:

V. FISCAL IMPACT:

ATTACHMENTS:

File Name	Description
20250709_-_FY24-25_Unaudited_Budget_Report_ending_06.30.2025.pdf	FY24/25 Budget Report - Unaudited Fiscal Yearend at 6/30/2025
20250709_-_FY24-25_Budget_Summary_for_YE_06.30.2025_-_General_Fund_and_Enterprise_Fund_Groups.pdf	FY24/25 Budget Summary for General Funds and Enterprise Funds
20250709_-_FY24-25_Unaudited_Fund_Balance_@_06.30.2025.pdf	FY24/25 Unaudited Fund Balance at 6.30.2025

City of Coalinga

Budget Report
Account Summary
For Fiscal: 2024-2025 Period Ending: 06/30/2025

		Original Total Budget	Current Total Budget	Period Activity	Fiscal Activity	Variance Favorable (Unfavorable)	Percent Used
Fund: 100 - GENERAL FUND RESERVE FUND							
Department: 400 - REVENUES							
Revenue							
Category: 44 - USE OF PROPERTY & MONEY							
100-400-44010	Interest Earned	0.00	0.00	0.00	18,787.50	18,787.50	0.00 %
	Category: 44 - USE OF PROPERTY & MONEY Total:	**0.00**	**0.00**	**0.00**	**18,787.50**	**18,787.50**	**0.00%**
	Revenue Total:	**0.00**	**0.00**	**0.00**	**18,787.50**	**18,787.50**	**0.00%**
	Department: 400 - REVENUES Total:	**0.00**	**0.00**	**0.00**	**18,787.50**	**18,787.50**	**0.00%**
Department: 900 - TRANSFERS TO OTHER FUNDS							
Expense							
Category: 99 - NON-OPERATING EXPENSES							
100-900-94073	Transfer to General Fund	2,676,320.00	2,676,320.00	0.00	2,676,320.00	0.00	100.00 %
	Category: 99 - NON-OPERATING EXPENSES Total:	**2,676,320.00**	**2,676,320.00**	**0.00**	**2,676,320.00**	**0.00**	**100.00%**
	Expense Total:	**2,676,320.00**	**2,676,320.00**	**0.00**	**2,676,320.00**	**0.00**	**100.00%**
	Department: 900 - TRANSFERS TO OTHER FUNDS Total:	**2,676,320.00**	**2,676,320.00**	**0.00**	**2,676,320.00**	**0.00**	**100.00%**
	Fund: 100 - GENERAL FUND RESERVE FUND Surplus (Deficit):	**(2,676,320.00)**	**(2,676,320.00)**	**0.00**	**(2,657,532.50)**	**18,787.50**	**99.30%**
Fund: 101 - GENERAL FUND							
Department: 400 - REVENUES							
Revenue							
Category: 40 - TAX REVENUE							
101-400-40010	Current Year Secured Tax	420,000.00	420,000.00	0.00	449,359.56	29,359.56	106.99 %
101-400-40030	Supplemental Secured Tax	25,000.00	25,000.00	0.00	40,592.35	15,592.35	162.37 %
101-400-40040	Current Year Unsecured Tax	60,000.00	60,000.00	0.00	77,212.55	17,212.55	128.69 %
101-400-40050	Prior Year Unsecured Tax	1,000.00	1,000.00	0.00	1,080.43	80.43	108.04 %
101-400-40060	Supplemental Unsecured Tax	200.00	200.00	0.00	121.33	(78.67)	60.67 %
101-400-40070	Penalties & Interest	500.00	500.00	0.00	0.00	(500.00)	0.00 %
101-400-40080	Public Safety Pension Tax	540,000.00	540,000.00	0.00	603,867.23	63,867.23	111.83 %
101-400-40090	Supplemental Public Safety Pension...	25,000.00	25,000.00	0.00	12,211.29	(12,788.71)	48.85 %
101-400-40120	Property Tax in Lieu of VLF	2,274,866.00	2,274,866.00	0.00	2,387,369.00	112,503.00	104.95 %
101-400-40140	RDA ROPS Pass Thru/Residual Distri...	400,000.00	400,000.00	0.00	435,900.40	35,900.40	108.98 %
101-400-41010	CA Sales & Use Tax	1,237,124.00	1,237,124.00	0.00	1,137,296.45	(99,827.55)	91.93 %
101-400-41011	CA Measure J 1% Transaction Tax	2,166,042.00	2,166,042.00	0.00	1,651,920.26	(514,121.74)	76.26 %
101-400-41020	Local Public Safety Fund (LPSF) Sales..	40,000.00	40,000.00	0.00	48,611.81	8,611.81	121.53 %
101-400-41030	Airplane Apportionment Tax	1,000.00	1,000.00	0.00	1,703.24	703.24	170.32 %
101-400-41031	Assessment Tax	64,000.00	64,000.00	0.00	31,508.70	(32,491.30)	49.23 %
101-400-41040	PG&E Franchise Tax	119,000.00	119,000.00	0.00	140,091.81	21,091.81	117.72 %
101-400-41060	Transient Occupancy Tax (TOT)	50,000.00	50,000.00	0.00	52,627.83	2,627.83	105.26 %
101-400-41070	Real Property Transfers	37,000.00	37,000.00	0.00	18,729.18	(18,270.82)	50.62 %
101-400-41080	Mid Valley Franchise Fees	525,000.00	525,000.00	0.00	516,262.29	(8,737.71)	98.34 %
101-400-42190	Cannabis Revenue Raising Fee	219,919.00	219,919.00	0.00	382,785.35	162,866.35	174.06 %
	Category: 40 - TAX REVENUE Total:	**8,205,651.00**	**8,205,651.00**	**0.00**	**7,989,251.06**	**(216,399.94)**	**97.36%**
Category: 42 - LICENSES & PERMITS REVENUE							
101-400-42010	Business Licenses	145,000.00	145,000.00	0.00	162,160.50	17,160.50	111.83 %
101-400-42030	Animal Licenses	200.00	200.00	0.00	86.00	(114.00)	43.00 %
101-400-42040	Bicycle Licenses	10.00	10.00	0.00	0.00	(10.00)	0.00 %
101-400-42050	Building Permits	110,000.00	110,000.00	0.00	68,533.47	(41,466.53)	62.30 %
101-400-42110	Local Gun Permits	8,000.00	8,000.00	0.00	3,768.00	(4,232.00)	47.10 %
101-400-42120	Encroachment Permits	500.00	500.00	0.00	2,180.00	1,680.00	436.00 %

		Original Total Budget	Current Total Budget	Period Activity	Fiscal Activity	Variance Favorable (Unfavorable)	Percent Used
101-400-42130	Residential Solar Permit Fees	13,000.00	13,000.00	0.00	12,993.40	(6.60)	99.95 %
	Category: 42 - LICENSES & PERMITS REVENUE Total:	**276,710.00**	**276,710.00**	**0.00**	**249,721.37**	**(26,988.63)**	**90.25%**
Category: 43 - FINES & PENALTIES REVENUE							
101-400-43010	Vehicle Code Fines	10,000.00	10,000.00	0.00	6,128.02	(3,871.98)	61.28 %
101-400-43020	Other Court Fines	4,300.00	4,300.00	0.00	6,508.54	2,208.54	151.36 %
	Category: 43 - FINES & PENALTIES REVENUE Total:	**14,300.00**	**14,300.00**	**0.00**	**12,636.56**	**(1,663.44)**	**88.37%**
Category: 44 - USE OF PROPERTY & MONEY							
101-400-44010	Interest Earned	40,000.00	80,374.00	0.00	41,322.81	(39,051.19)	51.41 %
101-400-44020	Land Rentals	75,000.00	75,000.00	0.00	85,879.92	10,879.92	114.51 %
101-400-44060	Pride Sign Rentals	1,000.00	1,000.00	0.00	100.00	(900.00)	10.00 %
	Category: 44 - USE OF PROPERTY & MONEY Total:	**116,000.00**	**156,374.00**	**0.00**	**127,302.73**	**(29,071.27)**	**81.41%**
Category: 45 - INTERGOVERNMENTAL							
101-400-45010	Motor Vehicle In Lieu Fees	18,000.00	18,000.00	0.00	28,440.57	10,440.57	158.00 %
101-400-45060	Homeowners Property Tax Relief	10,000.00	10,000.00	0.00	0.00	(10,000.00)	0.00 %
101-400-45211	POST Reimbursement	5,000.00	5,000.00	0.00	2,023.04	(2,976.96)	40.46 %
101-400-45212	SB90 State Mandated Cost Reimbur...	25,000.00	25,000.00	0.00	426.00	(24,574.00)	1.70 %
	Category: 45 - INTERGOVERNMENTAL Total:	**58,000.00**	**58,000.00**	**0.00**	**30,889.61**	**(27,110.39)**	**53.26%**
Category: 46 - GRANTS REVENUE							
101-400-46110	Grant Revenue	0.00	6,000.00	0.00	7,500.00	1,500.00	125.00 %
	Category: 46 - GRANTS REVENUE Total:	**0.00**	**6,000.00**	**0.00**	**7,500.00**	**1,500.00**	**125.00%**
Category: 47 - CHARGES FOR SERVICES REVENUE							
101-400-42170	Cannabis Application Fees	5,000.00	5,000.00	0.00	3,242.00	(1,758.00)	64.84 %
101-400-42200	Cannabis Regulatory Licensing Fee	53,766.00	53,766.00	0.00	90,408.00	36,642.00	168.15 %
101-400-46020	Planning & Dev. Fees	60,000.00	60,000.00	0.00	15,768.00	(44,232.00)	26.28 %
101-400-46040	Plan Checking Fees	55,000.00	55,000.00	0.00	56,641.18	1,641.18	102.98 %
101-400-46050	Vacant Building Registration	500.00	500.00	0.00	1,500.00	1,000.00	300.00 %
101-400-46070	Code Enforcement Citation Misc.	20,000.00	20,000.00	0.00	10,530.63	(9,469.37)	52.65 %
101-400-46100	Court Fees and Costs	3,000.00	3,000.00	0.00	4,000.00	1,000.00	133.33 %
101-400-46120	Police Service Reimbursements	0.00	3,600.00	0.00	1,800.00	(1,800.00)	50.00 %
101-400-46130	Accident Report Fees	5,000.00	5,000.00	0.00	8,076.50	3,076.50	161.53 %
101-400-46140	Fingerprint Fees	10,000.00	10,000.00	0.00	9,660.00	(340.00)	96.60 %
101-400-46160	Miscellaneous Police Receipts	5,000.00	5,000.00	0.00	9,365.00	4,365.00	187.30 %
101-400-46170	Animal Shelter Fees	0.00	0.00	0.00	12.00	12.00	0.00 %
101-400-46230	WHCC Resource Officer Program	136,167.00	136,167.00	0.00	46,789.00	(89,378.00)	34.36 %
101-400-46982	Miscellaneous Service Fees	0.00	1,489.00	0.00	746.34	(742.66)	50.12 %
	Category: 47 - CHARGES FOR SERVICES REVENUE Total:	**353,433.00**	**358,522.00**	**0.00**	**258,538.65**	**(99,983.35)**	**72.11%**
Category: 48 - MISCELLANEOUS REVENUE							
101-400-48020	Sale of City Property	0.00	0.00	0.00	7,460.00	7,460.00	0.00 %
101-400-48160	Miscellaneous Revenue	5,000.00	5,000.00	0.00	229,762.01	224,762.01	4,595.24 %
101-400-48170	Reimbursements & Refunds	0.00	0.00	0.00	66,320.99	66,320.99	0.00 %
101-400-48190	Donations	100.00	100.00	0.00	88.21	(11.79)	88.21 %
101-400-48191	Donations-K9 Program	14,000.00	14,000.00	0.00	250.00	(13,750.00)	1.79 %
101-400-48192	Donations-Veterans Banner Program	0.00	0.00	0.00	67.12	67.12	0.00 %
101-400-48200	Administrative Fees	5,000.00	5,000.00	0.00	0.00	(5,000.00)	0.00 %
101-400-48220	Special Events Revenue	25,000.00	25,000.00	0.00	11,540.00	(13,460.00)	46.16 %
	Category: 48 - MISCELLANEOUS REVENUE Total:	**49,100.00**	**49,100.00**	**0.00**	**315,488.33**	**266,388.33**	**642.54%**
Category: 49 - TRANSFERS FROM OTHER FUNDS							
101-400-49000	Transfer from General Fund Reserve	2,676,320.00	2,676,320.00	0.00	2,676,320.00	0.00	100.00 %
	Category: 49 - TRANSFERS FROM OTHER FUNDS Total:	**2,676,320.00**	**2,676,320.00**	**0.00**	**2,676,320.00**	**0.00**	**100.00%**
	Revenue Total:	**11,749,514.00**	**11,800,977.00**	**0.00**	**11,667,648.31**	**(133,328.69)**	**98.87%**
	Department: 400 - REVENUES Total:	**11,749,514.00**	**11,800,977.00**	**0.00**	**11,667,648.31**	**(133,328.69)**	**98.87%**
Department: 401 - ELECTED OFFICIALS							
Expense							
Category: 60 - PERSONNEL SERVICES EXPENSE							
101-401-60020	Salaries Part Time	31,000.00	31,000.00	0.00	17,049.84	13,950.16	55.00 %

		Original Total Budget	Current Total Budget	Period Activity	Fiscal Activity	Variance Favorable (Unfavorable)	Percent Used
101-401-62030	Social Security FICA	1,922.00	1,922.00	0.00	1,016.60	905.40	52.89 %
101-401-62040	Medicare Insurance	450.00	450.00	0.00	237.95	212.05	52.88 %
101-401-62070	Workers' Comp. Insurance	3,000.00	3,000.00	0.00	1,528.97	1,471.03	50.97 %
	Category: 60 - PERSONNEL SERVICES EXPENSE Total:	**36,372.00**	**36,372.00**	**0.00**	**19,833.36**	**16,538.64**	**54.53%**
Category: 70 - MAINT. & OPERATIONS EXPENSE							
101-401-70010	Office Supplies	2,550.00	2,550.00	0.00	1,064.35	1,485.65	41.74 %
101-401-70030	Postage & Freight Out	300.00	300.00	0.00	30.45	269.55	10.15 %
101-401-70040	Printing & Binding	600.00	600.00	0.00	286.75	313.25	47.79 %
101-401-70070	Audio/Video Equipment Supplies	1,500.00	1,500.00	0.00	0.00	1,500.00	0.00 %
101-401-70200	Council Audio/Video Supply	500.00	500.00	0.00	0.00	500.00	0.00 %
101-401-72030	Telephone	3,504.00	3,504.00	0.00	2,922.81	581.19	83.41 %
101-401-76010	General Advertising	500.00	500.00	0.00	(0.03)	500.03	(0.01) %
101-401-84010	Office Equip. Repairs & Maint.	700.00	700.00	0.00	1,393.62	(693.62)	199.09 %
101-401-86010	Training, Travel, & Conference	2,000.00	2,000.00	0.00	1,201.02	798.98	60.05 %
101-401-86011	Training, Travel, & Conference Distr...	5,000.00	5,000.00	0.00	5,641.86	(641.86)	112.84 %
101-401-86012	Training, Travel, & Conference Distr...	5,000.00	5,000.00	0.00	1,361.39	3,638.61	27.23 %
101-401-86013	Training, Travel, & Conference Distr...	5,000.00	5,000.00	0.00	6,837.12	(1,837.12)	136.74 %
101-401-86014	Training, Travel, & Conference Distr...	5,000.00	5,000.00	0.00	5,275.03	(275.03)	105.50 %
101-401-86015	Training, Travel, & Conference Distr...	5,000.00	5,000.00	0.00	1,575.99	3,424.01	31.52 %
101-401-86030	Subs., Dues, & Publications	17,000.00	17,000.00	0.00	24,730.75	(7,730.75)	145.48 %
101-401-88010	City Attorney Fees	135,000.00	135,000.00	0.00	58,793.53	76,206.47	43.55 %
101-401-88020	Outside Attorney Fees	40,000.00	40,000.00	0.00	30,628.00	9,372.00	76.57 %
101-401-88040	Computer Programming/Consult.	4,660.00	4,660.00	0.00	2,676.80	1,983.20	57.44 %
101-401-88100	Professional Services	60,200.00	71,050.00	0.00	71,153.66	(103.66)	100.15 %
101-401-88220	Special Events Expense	29,105.00	29,105.00	0.00	15,122.74	13,982.26	51.96 %
101-401-88221	Youth in Government Prorgram Exp...	20,000.00	20,000.00	0.00	6,000.00	14,000.00	30.00 %
101-401-90010	Liability & Property Insurance	3,200.00	3,200.00	0.00	1,660.01	1,539.99	51.88 %
101-401-92060	Election Expense	35,000.00	35,000.00	0.00	26,058.61	8,941.39	74.45 %
101-401-92081	Fireworks Display	30,000.00	30,000.00	0.00	12,100.00	17,900.00	40.33 %
	Category: 70 - MAINT. & OPERATIONS EXPENSE Total:	**411,319.00**	**422,169.00**	**0.00**	**276,514.46**	**145,654.54**	**65.50%**
	Expense Total:	**447,691.00**	**458,541.00**	**0.00**	**296,347.82**	**162,193.18**	**64.63%**
	Department: 401 - ELECTED OFFICIALS Total:	**447,691.00**	**458,541.00**	**0.00**	**296,347.82**	**162,193.18**	**64.63%**
Department: 404 - COMMUNITY DEVELOPMENT							
Expense							
Category: 60 - PERSONNEL SERVICES EXPENSE							
101-404-60010	Salaries Regular	93,415.00	93,415.00	0.00	94,391.22	(976.22)	101.05 %
101-404-60030	Salaries Overtime	0.00	0.00	0.00	870.42	(870.42)	0.00 %
101-404-60050	Salaries Cash Outs	2,114.00	2,114.00	0.00	0.00	2,114.00	0.00 %
101-404-62000	Retirement CalPERS	10,813.00	10,813.00	0.00	10,446.20	366.80	96.61 %
101-404-62020	Medical/Life Insurance	35,721.00	35,721.00	0.00	31,875.15	3,845.85	89.23 %
101-404-62030	Social Security FICA	5,792.00	5,792.00	0.00	5,354.98	437.02	92.45 %
101-404-62040	Medicare Insurance	1,503.00	1,503.00	0.00	1,254.32	248.68	83.45 %
101-404-62050	Disability Income Insurance	1,028.00	1,028.00	0.00	127.04	900.96	12.36 %
101-404-62060	Deferred Comp. - 457 Retirement	3,298.00	3,298.00	0.00	1,955.95	1,342.05	59.31 %
101-404-62070	Workers' Comp. Insurance	7,602.00	7,602.00	0.00	4,711.64	2,890.36	61.98 %
101-404-62080	Uniform Allowance	200.00	200.00	0.00	200.00	0.00	100.00 %
101-404-62200	Retirement CalPERS UL	0.00	0.00	0.00	1,536.08	(1,536.08)	0.00 %
	Category: 60 - PERSONNEL SERVICES EXPENSE Total:	**161,486.00**	**161,486.00**	**0.00**	**152,723.00**	**8,763.00**	**94.57%**
Category: 70 - MAINT. & OPERATIONS EXPENSE							
101-404-70010	Office Supplies	600.00	600.00	0.00	533.04	66.96	88.84 %
101-404-70030	Postage & Freight Out	200.00	200.00	0.00	0.00	200.00	0.00 %
101-404-70040	Printing & Binding	400.00	400.00	0.00	134.22	265.78	33.56 %
101-404-70060	Small Tools & Equipment	700.00	700.00	0.00	550.06	149.94	78.58 %
101-404-70100	Uniforms	800.00	800.00	0.00	489.57	310.43	61.20 %
101-404-70160	Gasoline & Diesel	2,000.00	2,000.00	0.00	1,592.58	407.42	79.63 %
101-404-72030	Telephone	1,700.00	1,700.00	0.00	1,204.38	495.62	70.85 %
101-404-77440	CZE ABATEMENT REIMBURSABLE C...	0.00	80,300.00	0.00	8,698.77	71,601.23	10.83 %

		Original Total Budget	Current Total Budget	Period Activity	Fiscal Activity	Variance Favorable (Unfavorable)	Percent Used
101-404-84010	Office Equip. Repairs & Maint.	1,250.00	1,250.00	0.00	378.76	871.24	30.30 %
101-404-84060	Vehicle Parts, Repairs & Maint.	1,940.00	1,940.00	0.00	890.57	1,049.43	45.91 %
101-404-86010	Training, Travel, & Conference	6,000.00	6,000.00	0.00	4,067.32	1,932.68	67.79 %
101-404-86030	Subs., Dues, & Publications	9,500.00	9,500.00	0.00	2,891.94	6,608.06	30.44 %
101-404-86500	Planning-Reimbursable Fees	50,000.00	50,000.00	0.00	38,004.85	11,995.15	76.01 %
101-404-88010	City Attorney Fees	3,000.00	3,000.00	0.00	5,096.89	(2,096.89)	169.90 %
101-404-88040	Computer Programming/Consult.	4,940.00	5,361.00	0.00	4,132.74	1,228.26	77.09 %
101-404-88090	General Engineering	1,000.00	1,000.00	0.00	0.00	1,000.00	0.00 %
101-404-88100	Professional Services	10,000.00	50,630.00	0.00	17,566.68	33,063.32	34.70 %
101-404-88101	Administrative Fees	0.00	103.00	0.00	6.40	96.60	6.21 %
101-404-88120	Reimburseable Bldg Plan Ck Fee	5,000.00	12,965.00	0.00	19,367.21	(6,402.21)	149.38 %
101-404-88160	Housing Element	0.00	6,000.00	0.00	0.00	6,000.00	0.00 %
101-404-88180	Cannabis Professional Services	0.00	0.00	0.00	420.00	(420.00)	0.00 %
101-404-90010	Liability & Property Insurance	10,000.00	10,000.00	0.00	5,115.45	4,884.55	51.15 %
101-404-92090	Taxes, Licenses, & Fees	0.00	710.00	0.00	710.00	0.00	100.00 %
	Category: 70 - MAINT. & OPERATIONS EXPENSE Total:	**109,030.00**	**245,159.00**	**0.00**	**111,851.43**	**133,307.57**	**45.62%**
Category: 98 - CAPITAL EXPENDITURES							
101-404-98030	Office Furniture & Equipment	350.00	350.00	0.00	0.00	350.00	0.00 %
	Category: 98 - CAPITAL EXPENDITURES Total:	**350.00**	**350.00**	**0.00**	**0.00**	**350.00**	**0.00%**
	Expense Total:	**270,866.00**	**406,995.00**	**0.00**	**264,574.43**	**142,420.57**	**65.01%**
	Department: 404 - COMMUNITY DEVELOPMENT Total:	**270,866.00**	**406,995.00**	**0.00**	**264,574.43**	**142,420.57**	**65.01%**
Department: 405 - ADMINISTRATIVE SERVICES DEPT.							
Expense							
Category: 60 - PERSONNEL SERVICES EXPENSE							
101-405-60010	Salaries Regular	163,937.00	163,937.00	0.00	153,805.94	10,131.06	93.82 %
101-405-60020	Salaries Part Time	4,680.00	4,680.00	0.00	2,736.00	1,944.00	58.46 %
101-405-60030	Salaries Overtime	1,000.00	1,000.00	0.00	503.84	496.16	50.38 %
101-405-60050	Salaries Cash Outs	3,888.00	3,888.00	0.00	0.00	3,888.00	0.00 %
101-405-62000	Retirement CalPERS	17,656.00	17,656.00	0.00	15,678.42	1,977.58	88.80 %
101-405-62020	Medical/Life Insurance	38,403.00	38,403.00	0.00	34,656.76	3,746.24	90.24 %
101-405-62030	Social Security FICA	10,454.00	10,454.00	0.00	9,044.50	1,409.50	86.52 %
101-405-62040	Medicare Insurance	2,727.00	2,727.00	0.00	2,200.78	526.22	80.70 %
101-405-62050	Disability Income Insurance	1,855.00	1,855.00	0.00	157.71	1,697.29	8.50 %
101-405-62060	Deferred Comp. - 457 Retirement	5,857.00	5,857.00	0.00	3,664.71	2,192.29	62.57 %
101-405-62070	Workers' Comp. Insurance	10,000.00	13,105.00	0.00	13,105.04	(0.04)	100.00 %
101-405-62080	Uniform Allowance	200.00	600.00	0.00	1,200.00	(600.00)	200.00 %
101-405-62200	Retirement CalPERS UL	0.00	0.00	0.00	1,663.48	(1,663.48)	0.00 %
	Category: 60 - PERSONNEL SERVICES EXPENSE Total:	**260,657.00**	**264,162.00**	**0.00**	**238,417.18**	**25,744.82**	**90.25%**
Category: 70 - MAINT. & OPERATIONS EXPENSE							
101-405-70010	Office Supplies	3,050.00	3,050.00	0.00	2,879.51	170.49	94.41 %
101-405-70030	Postage & Freight Out	1,000.00	1,000.00	0.00	34.97	965.03	3.50 %
101-405-70040	Printing & Binding	1,000.00	1,000.00	0.00	484.72	515.28	48.47 %
101-405-70100	Uniforms	1,000.00	1,000.00	0.00	60.04	939.96	6.00 %
101-405-70160	Gasoline & Diesel	3,000.00	3,000.00	0.00	806.11	2,193.89	26.87 %
101-405-72030	Telephone	1,460.00	1,460.00	0.00	1,562.99	(102.99)	107.05 %
101-405-76010	General Advertising	6,000.00	6,000.00	0.00	3,988.85	2,011.15	66.48 %
101-405-84010	Office Equip. Repairs & Maint.	3,600.00	3,600.00	0.00	1,032.87	2,567.13	28.69 %
101-405-84060	Vehicle Parts, Repairs & Maint.	1,500.00	1,500.00	0.00	1,466.32	33.68	97.75 %
101-405-84100	Code Enforcement Abatement Exp...	1,500.00	1,500.00	0.00	0.00	1,500.00	0.00 %
101-405-86010	Training, Travel, & Conference	8,500.00	8,500.00	0.00	16,870.83	(8,370.83)	198.48 %
101-405-86030	Subs., Dues, & Publications	11,000.00	11,000.00	0.00	14,679.24	(3,679.24)	133.45 %
101-405-88040	Computer Programming/Consult.	5,793.00	5,793.00	0.00	2,849.69	2,943.31	49.19 %
101-405-88100	Professional Services	1,000.00	1,000.00	0.00	109.98	890.02	11.00 %
101-405-88101	Administrative Fees	144.00	144.00	0.00	143.73	0.27	99.81 %
101-405-89070	Fingerprinting	0.00	50.00	0.00	0.00	50.00	0.00 %

		Original Total Budget	Current Total Budget	Period Activity	Fiscal Activity	Variance Favorable (Unfavorable)	Percent Used
101-405-90010	Liability & Property Insurance	15,133.00	15,133.00	0.00	9,659.07	5,473.93	63.83 %
	Category: 70 - MAINT. & OPERATIONS EXPENSE Total:	**64,680.00**	**64,730.00**	**0.00**	**56,628.92**	**8,101.08**	**87.48%**
Category: 98 - CAPITAL EXPENDITURES							
101-405-98030	Office Furniture & Equipment	0.00	1,861.00	0.00	1,861.29	(0.29)	100.02 %
	Category: 98 - CAPITAL EXPENDITURES Total:	**0.00**	**1,861.00**	**0.00**	**1,861.29**	**(0.29)**	**100.02%**
	Expense Total:	**325,337.00**	**330,753.00**	**0.00**	**296,907.39**	**33,845.61**	**89.77%**
	Department: 405 - ADMINISTRATIVE SERVICES DEPT. Total:	**325,337.00**	**330,753.00**	**0.00**	**296,907.39**	**33,845.61**	**89.77%**
Department: 406 - FINANCE							
Expense							
Category: 60 - PERSONNEL SERVICES EXPENSE							
101-406-60010	Salaries Regular	119,309.00	119,309.00	0.00	99,040.32	20,268.68	83.01 %
101-406-60020	Salaries Part Time	12,800.00	12,800.00	0.00	6,920.00	5,880.00	54.06 %
101-406-60030	Salaries Overtime	500.00	500.00	0.00	45.14	454.86	9.03 %
101-406-60050	Salaries Cash Outs	3,000.00	3,000.00	0.00	0.00	3,000.00	0.00 %
101-406-62000	Retirement CalPERS	10,313.00	10,313.00	0.00	8,790.10	1,522.90	85.23 %
101-406-62020	Medical/Life Insurance	27,552.00	27,552.00	0.00	23,635.08	3,916.92	85.78 %
101-406-62030	Social Security FICA	8,250.00	8,250.00	0.00	6,511.86	1,738.14	78.93 %
101-406-62040	Medicare Insurance	1,930.00	1,930.00	0.00	1,523.81	406.19	78.95 %
101-406-62050	Disability Income Insurance	1,464.00	1,464.00	0.00	242.32	1,221.68	16.55 %
101-406-62060	Deferred Comp. - 457 Retirement	2,000.00	2,000.00	0.00	1,567.91	432.09	78.40 %
101-406-62070	Workers' Comp. Insurance	8,000.00	8,000.00	0.00	6,688.45	1,311.55	83.61 %
101-406-62200	Retirement CalPERS UL	0.00	0.00	0.00	538.94	(538.94)	0.00 %
	Category: 60 - PERSONNEL SERVICES EXPENSE Total:	**195,118.00**	**195,118.00**	**0.00**	**155,503.93**	**39,614.07**	**79.70%**
Category: 70 - MAINT. & OPERATIONS EXPENSE							
101-406-70010	Office Supplies	1,530.00	1,530.00	0.00	370.38	1,159.62	24.21 %
101-406-70030	Postage & Freight Out	150.00	150.00	0.00	0.00	150.00	0.00 %
101-406-70040	Printing & Binding	500.00	500.00	0.00	0.00	500.00	0.00 %
101-406-72030	Telephone	300.00	300.00	0.00	126.34	173.66	42.11 %
101-406-82040	Office Equipment Rental	0.00	0.00	0.00	73.32	(73.32)	0.00 %
101-406-84010	Office Equip. Repairs & Maint.	500.00	500.00	0.00	239.52	260.48	47.90 %
101-406-84012	Computer Equipment	1,860.00	1,860.00	0.00	1,460.08	399.92	78.50 %
101-406-86010	Training, Travel, & Conference	2,875.00	2,875.00	0.00	2,609.31	265.69	90.76 %
101-406-86030	Subs., Dues, & Publications	210.00	210.00	0.00	371.25	(161.25)	176.79 %
101-406-88010	City Attorney Fees	5,000.00	5,000.00	0.00	3,743.78	1,256.22	74.88 %
101-406-88030	Accounting/Auditing	20,420.00	20,420.00	0.00	7,411.30	13,008.70	36.29 %
101-406-88040	Computer Programming/Consult.	18,233.00	18,233.00	0.00	9,352.29	8,880.71	51.29 %
101-406-88100	Professional Services	25,250.00	25,250.00	0.00	22,291.53	2,958.47	88.28 %
101-406-89040	Physical w/Drug & Alcohol Test	50.00	50.00	0.00	112.75	(62.75)	225.50 %
101-406-89070	Fingerprinting	20.00	20.00	0.00	25.60	(5.60)	128.00 %
101-406-90010	Liability & Property Insurance	8,000.00	8,000.00	0.00	7,261.69	738.31	90.77 %
101-406-92090	Taxes, Licenses, & Fees	20,000.00	20,000.00	0.00	10,677.26	9,322.74	53.39 %
	Category: 70 - MAINT. & OPERATIONS EXPENSE Total:	**104,898.00**	**104,898.00**	**0.00**	**66,126.40**	**38,771.60**	**63.04%**
	Expense Total:	**300,016.00**	**300,016.00**	**0.00**	**221,630.33**	**78,385.67**	**73.87%**
	Department: 406 - FINANCE Total:	**300,016.00**	**300,016.00**	**0.00**	**221,630.33**	**78,385.67**	**73.87%**
Department: 408 - HUMAN RESOURCES DEPT							
Expense							
Category: 60 - PERSONNEL SERVICES EXPENSE							
101-408-60010	Salaries Regular	89,677.00	89,677.00	0.00	88,055.20	1,621.80	98.19 %
101-408-60030	Salaries Overtime	800.00	800.00	0.00	295.90	504.10	36.99 %
101-408-60050	Salaries Cash Outs	1,724.00	1,724.00	0.00	0.00	1,724.00	0.00 %
101-408-62000	Retirement CalPERS	7,058.00	7,058.00	0.00	6,781.64	276.36	96.08 %
101-408-62020	Medical/Life Insurance	12,595.00	12,595.00	0.00	11,353.55	1,241.45	90.14 %
101-408-62030	Social Security FICA	5,560.00	5,560.00	0.00	5,204.03	355.97	93.60 %
101-408-62040	Medicare Insurance	1,300.00	1,300.00	0.00	1,217.06	82.94	93.62 %
101-408-62050	Disability Income Insurance	986.00	986.00	0.00	0.00	986.00	0.00 %
101-408-62060	Deferred Comp. - 457 Retirement	1,000.00	1,000.00	0.00	0.00	1,000.00	0.00 %

		Original Total Budget	Current Total Budget	Period Activity	Fiscal Activity	Variance Favorable (Unfavorable)	Percent Used
101-408-62070	Workers' Comp. Insurance	6,000.00	6,000.00	0.00	0.00	6,000.00	0.00 %
101-408-62200	Retirement CalPERS UL	0.00	0.00	0.00	57.36	(57.36)	0.00 %
Category: 60 - PERSONNEL SERVICES EXPENSE Total:		**126,700.00**	**126,700.00**	**0.00**	**112,964.74**	**13,735.26**	**89.16%**
Category: 70 - MAINT. & OPERATIONS EXPENSE							
101-408-70010	Office Supplies	1,800.00	1,800.00	0.00	499.31	1,300.69	27.74 %
101-408-70030	Postage & Freight Out	350.00	350.00	0.00	0.00	350.00	0.00 %
101-408-70040	Printing & Binding	800.00	800.00	0.00	0.00	800.00	0.00 %
101-408-72030	Telephone	1,070.00	1,070.00	0.00	241.94	828.06	22.61 %
101-408-84010	Office Equip. Repairs & Maint.	2,150.00	2,150.00	0.00	1,143.65	1,006.35	53.19 %
101-408-86010	Training, Travel, & Conference	2,200.00	2,200.00	0.00	505.01	1,694.99	22.96 %
101-408-86030	Subs., Dues, & Publications	4,000.00	4,000.00	0.00	1,517.67	2,482.33	37.94 %
101-408-88040	Computer Programming/Consult.	2,592.00	3,434.00	0.00	2,024.98	1,409.02	58.97 %
101-408-88060	Medical - General	6,500.00	6,500.00	0.00	1,246.00	5,254.00	19.17 %
101-408-88100	Professional Services	2,600.00	2,600.00	0.00	871.28	1,728.72	33.51 %
101-408-88101	Administrative Fees	72.00	72.00	0.00	42.80	29.20	59.44 %
101-408-89010	Personnel Advertising	2,000.00	2,000.00	0.00	0.00	2,000.00	0.00 %
101-408-89020	Interview Expenses	300.00	300.00	0.00	0.00	300.00	0.00 %
101-408-89040	Physical w/Drug & Alcohol Test	10,000.00	10,000.00	0.00	1,586.00	8,414.00	15.86 %
101-408-89050	Polygraphs	3,200.00	3,200.00	0.00	1,200.00	2,000.00	37.50 %
101-408-89060	Psychological Evaluation	6,600.00	6,600.00	0.00	4,540.00	2,060.00	68.79 %
101-408-89070	Fingerprinting	1,500.00	1,500.00	0.00	473.20	1,026.80	31.55 %
101-408-89080	Background Investigations Exp	10,400.00	10,400.00	0.00	3,200.00	7,200.00	30.77 %
101-408-90010	Liability & Property Insurance	5,000.00	5,000.00	0.00	4,937.24	62.76	98.74 %
101-408-92090	Taxes, Licenses, & Fees	4,000.00	4,000.00	0.00	50,253.09	(46,253.09)	1,256.33 %
Category: 70 - MAINT. & OPERATIONS EXPENSE Total:		**67,134.00**	**67,976.00**	**0.00**	**74,282.17**	**(6,306.17)**	**109.28%**
Expense Total:		**193,834.00**	**194,676.00**	**0.00**	**187,246.91**	**7,429.09**	**96.18%**
Department: 408 - HUMAN RESOURCES DEPT Total:		**193,834.00**	**194,676.00**	**0.00**	**187,246.91**	**7,429.09**	**96.18%**
Department: 413 - POLICE DEPARTMENT							
Expense							
Category: 60 - PERSONNEL SERVICES EXPENSE							
101-413-60010	Salaries Regular	2,388,422.00	2,388,422.00	0.00	2,342,726.96	45,695.04	98.09 %
101-413-60020	Salaries Part Time	44,079.00	44,079.00	0.00	4,123.57	39,955.43	9.35 %
101-413-60030	Salaries Overtime	130,000.00	130,000.00	0.00	134,248.14	(4,248.14)	103.27 %
101-413-60050	Salaries Cash Outs	48,655.00	48,655.00	0.00	0.00	48,655.00	0.00 %
101-413-62000	Retirement CalPERS	272,487.00	272,487.00	0.00	229,350.20	43,136.80	84.17 %
101-413-62020	Medical/Life Insurance	431,293.00	431,293.00	0.00	354,862.59	76,430.41	82.28 %
101-413-62030	Social Security FICA	164,815.00	164,815.00	0.00	150,514.98	14,300.02	91.32 %
101-413-62040	Medicare Insurance	41,284.00	41,284.00	0.00	35,345.78	5,938.22	85.62 %
101-413-62050	Disability Income Insurance	8,387.00	8,387.00	0.00	1,539.96	6,847.04	18.36 %
101-413-62060	Deferred Comp. - 457 Retirement	22,000.00	22,000.00	0.00	18,072.90	3,927.10	82.15 %
101-413-62070	Workers' Comp. Insurance	206,000.00	206,000.00	0.00	155,470.25	50,529.75	75.47 %
101-413-62080	Uniform Allowance	39,900.00	39,900.00	0.00	30,300.00	9,600.00	75.94 %
101-413-62200	Retirement CalPERS UL	21,055.00	21,055.00	0.00	12,164.63	8,890.37	57.78 %
101-413-62210	Unemployment Claims	3,000.00	3,000.00	0.00	6,466.58	(3,466.58)	215.55 %
Category: 60 - PERSONNEL SERVICES EXPENSE Total:		**3,821,377.00**	**3,821,377.00**	**0.00**	**3,475,186.54**	**346,190.46**	**90.94%**
Category: 70 - MAINT. & OPERATIONS EXPENSE							
101-413-70010	Office Supplies	5,000.00	5,000.00	0.00	4,007.16	992.84	80.14 %
101-413-70030	Postage & Freight Out	1,200.00	1,200.00	0.00	849.64	350.36	70.80 %
101-413-70040	Printing & Binding	3,000.00	3,000.00	0.00	1,359.69	1,640.31	45.32 %
101-413-70060	Small Tools & Equipment	2,000.00	2,000.00	0.00	1,166.71	833.29	58.34 %
101-413-70070	Audio/Video Equipment Supplies	500.00	500.00	0.00	107.85	392.15	21.57 %
101-413-70101	Uniforms-Safety Equipment	26,000.00	26,000.00	0.00	45,123.52	(19,123.52)	173.55 %
101-413-70160	Gasoline & Diesel	96,000.00	96,000.00	0.00	103,697.69	(7,697.69)	108.02 %
101-413-70380	Inmate Food/Jail Supplies	10,100.00	10,100.00	0.00	13,130.61	(3,030.61)	130.01 %
101-413-70440	Miscellaneous Supplies	6,000.00	6,000.00	0.00	8,885.70	(2,885.70)	148.10 %
101-413-72010	Water, Gas, Sanitation & Sewer	750.00	750.00	0.00	604.82	145.18	80.64 %
101-413-72020	Electric	8,000.00	8,000.00	0.00	165.52	7,834.48	2.07 %

		Original Total Budget	Current Total Budget	Period Activity	Fiscal Activity	Variance Favorable (Unfavorable)	Percent Used
101-413-72030	Telephone	63,000.00	63,000.00	0.00	80,499.89	(17,499.89)	127.78 %
101-413-84010	Office Equip. Repairs & Maint.	3,000.00	3,000.00	0.00	3,621.82	(621.82)	120.73 %
101-413-84020	Major Equip. Repairs & Maint.	1,500.00	1,500.00	0.00	0.00	1,500.00	0.00 %
101-413-84030	Buildings Repairs & Maint.	16,000.00	16,000.00	0.00	34,911.72	(18,911.72)	218.20 %
101-413-84060	Vehicle Parts, Repairs & Maint.	60,000.00	60,000.00	0.00	61,009.26	(1,009.26)	101.68 %
101-413-86010	Training, Travel, & Conference	45,000.00	50,000.00	0.00	68,439.63	(18,439.63)	136.88 %
101-413-86030	Subs., Dues, & Publications	5,000.00	5,000.00	0.00	13,121.73	(8,121.73)	262.43 %
101-413-88020	Outside Attorney Fees	0.00	45,000.00	0.00	73,030.62	(28,030.62)	162.29 %
101-413-88040	Computer Programming/Consult.	221,268.00	225,055.00	0.00	202,188.00	22,867.00	89.84 %
101-413-88080	Laboratory	4,000.00	4,000.00	0.00	1,550.00	2,450.00	38.75 %
101-413-88100	Professional Services	50,000.00	50,000.00	0.00	65,425.85	(15,425.85)	130.85 %
101-413-88101	Administrative Fees	0.00	200.00	0.00	225.00	(25.00)	112.50 %
101-413-90010	Liability & Property Insurance	150,831.00	150,831.00	0.00	139,823.94	11,007.06	92.70 %
101-413-90041	Settlements & Judgements	6,000.00	6,000.00	0.00	0.00	6,000.00	0.00 %
101-413-90070	Investigative Expenses	20,000.00	20,000.00	0.00	17,803.65	2,196.35	89.02 %
101-413-92085	Police Officers' Assn Stipend	5,600.00	5,600.00	0.00	0.00	5,600.00	0.00 %
101-413-92120	Booking Fees	500.00	500.00	0.00	71.60	428.40	14.32 %
101-413-92211	K9 Program Expense	20,000.00	20,000.00	0.00	4,264.00	15,736.00	21.32 %
	Category: 70 - MAINT. & OPERATIONS EXPENSE Total:	**830,249.00**	**884,236.00**	**0.00**	**945,085.62**	**(60,849.62)**	**106.88%**
Category: 80 - DEBT SERVICE EXPENSE							
101-413-96058	Police Vehicles Leases Principal	16,000.00	16,000.00	0.00	0.00	16,000.00	0.00 %
101-413-96059	Vehicle Leases Interest	3,000.00	3,000.00	0.00	0.00	3,000.00	0.00 %
101-413-97061	Police Equipment Lease Principal	184,224.00	184,224.00	0.00	184,224.13	(0.13)	100.00 %
101-413-97062	Police Equipment Lease Interest	4,734.00	4,734.00	0.00	4,733.87	0.13	100.00 %
	Category: 80 - DEBT SERVICE EXPENSE Total:	**207,958.00**	**207,958.00**	**0.00**	**188,958.00**	**19,000.00**	**90.86%**
Category: 98 - CAPITAL EXPENDITURES							
101-413-98030	Office Furniture & Equipment	3,500.00	3,500.00	0.00	3,087.32	412.68	88.21 %
101-413-98040	Major Machinery & Equipment	199,805.00	199,805.00	0.00	204,366.50	(4,561.50)	102.28 %
	Category: 98 - CAPITAL EXPENDITURES Total:	**203,305.00**	**203,305.00**	**0.00**	**207,453.82**	**(4,148.82)**	**102.04%**
	Expense Total:	**5,062,889.00**	**5,116,876.00**	**0.00**	**4,816,683.98**	**300,192.02**	**94.13%**
	Department: 413 - POLICE DEPARTMENT Total:	**5,062,889.00**	**5,116,876.00**	**0.00**	**4,816,683.98**	**300,192.02**	**94.13%**
Department: 415 - POLICE - ANIMAL CONTROL							
Expense							
Category: 60 - PERSONNEL SERVICES EXPENSE							
101-415-60010	Salaries Regular	39,620.00	39,620.00	0.00	37,191.16	2,428.84	93.87 %
101-415-60030	Salaries Overtime	2,000.00	2,000.00	0.00	1,433.61	566.39	71.68 %
101-415-60050	Salaries Cash Outs	762.00	762.00	0.00	0.00	762.00	0.00 %
101-415-62000	Retirement CalPERS	3,118.00	3,118.00	0.00	2,834.38	283.62	90.90 %
101-415-62020	Medical/Life Insurance	12,309.00	12,309.00	0.00	10,064.62	2,244.38	81.77 %
101-415-62030	Social Security FICA	2,456.00	2,456.00	0.00	2,228.72	227.28	90.75 %
101-415-62040	Medicare Insurance	575.00	575.00	0.00	521.28	53.72	90.66 %
101-415-62050	Disability Income Insurance	436.00	436.00	0.00	0.00	436.00	0.00 %
101-415-62060	Deferred Comp. - 457 Retirement	1,189.00	1,189.00	0.00	0.00	1,189.00	0.00 %
101-415-62070	Workers' Comp. Insurance	4,953.00	4,953.00	0.00	2,090.35	2,862.65	42.20 %
101-415-62080	Uniform Allowance	1,800.00	1,800.00	0.00	0.00	1,800.00	0.00 %
101-415-62200	Retirement CalPERS UL	0.00	0.00	0.00	50.32	(50.32)	0.00 %
101-415-62210	Unemployment Claims	396.00	396.00	0.00	0.00	396.00	0.00 %
	Category: 60 - PERSONNEL SERVICES EXPENSE Total:	**69,614.00**	**69,614.00**	**0.00**	**56,414.44**	**13,199.56**	**81.04%**
Category: 70 - MAINT. & OPERATIONS EXPENSE							
101-415-70010	Office Supplies	1,000.00	1,000.00	0.00	0.00	1,000.00	0.00 %
101-415-70060	Small Tools & Equipment	600.00	600.00	0.00	0.00	600.00	0.00 %
101-415-70100	Uniforms	500.00	500.00	0.00	0.00	500.00	0.00 %
101-415-70160	Gasoline & Diesel	8,000.00	8,000.00	0.00	227.58	7,772.42	2.84 %
101-415-70280	Shelter Food/Supplies	1,000.00	1,000.00	0.00	0.00	1,000.00	0.00 %
101-415-70440	Miscellaneous Supplies	2,000.00	2,000.00	0.00	3,163.51	(1,163.51)	158.18 %
101-415-72010	Water, Gas, Sanitation & Sewer	1,400.00	1,400.00	0.00	1,113.93	286.07	79.57 %

		Original Total Budget	Current Total Budget	Period Activity	Fiscal Activity	Variance Favorable (Unfavorable)	Percent Used
101-415-72030	Telephone	600.00	600.00	0.00	521.96	78.04	86.99 %
101-415-84060	Vehicle Parts, Repairs & Maint.	800.00	800.00	0.00	385.48	414.52	48.19 %
101-415-86010	Training, Travel, & Conference	3,000.00	3,000.00	0.00	0.00	3,000.00	0.00 %
101-415-88100	Professional Services	52,000.00	52,000.00	0.00	41,789.83	10,210.17	80.37 %
101-415-90010	Liability & Property Insurance	2,362.00	2,362.00	0.00	2,269.50	92.50	96.08 %
	Category: 70 - MAINT. & OPERATIONS EXPENSE Total:	**73,262.00**	**73,262.00**	**0.00**	**49,471.79**	**23,790.21**	**67.53%**
	Category: 98 - CAPITAL EXPENDITURES						
101-415-98020	Buildings & Bldg. Improvements	401,100.00	401,100.00	0.00	342,680.05	58,419.95	85.44 %
	Category: 98 - CAPITAL EXPENDITURES Total:	**401,100.00**	**401,100.00**	**0.00**	**342,680.05**	**58,419.95**	**85.44%**
	Expense Total:	**543,976.00**	**543,976.00**	**0.00**	**448,566.28**	**95,409.72**	**82.46%**
	Department: 415 - POLICE - ANIMAL CONTROL Total:	**543,976.00**	**543,976.00**	**0.00**	**448,566.28**	**95,409.72**	**82.46%**
	Department: 416 - FIRE/EMS DEPARTMENT						
	Revenue						
	Category: 45 - INTERGOVERNMENTAL						
101-416-48171	Instructional Service Agreement Re...	7,000.00	7,000.00	0.00	7,676.23	676.23	109.66 %
101-416-56020	OES-Response Reimbursement	250,000.00	526,642.00	0.00	603,967.29	77,325.29	114.68 %
	Category: 45 - INTERGOVERNMENTAL Total:	**257,000.00**	**533,642.00**	**0.00**	**611,643.52**	**78,001.52**	**114.62%**
	Category: 46 - GRANTS REVENUE						
101-416-56030	Fire-Homeland Security Grant	0.00	0.00	0.00	3,710.00	3,710.00	0.00 %
	Category: 46 - GRANTS REVENUE Total:	**0.00**	**0.00**	**0.00**	**3,710.00**	**3,710.00**	**0.00%**
	Category: 47 - CHARGES FOR SERVICES REVENUE						
101-416-56040	Fire Department Fees	10,000.00	10,000.00	0.00	16,195.92	6,195.92	161.96 %
101-416-56510	Ambulance Receipts	2,101,195.00	2,101,195.00	0.00	1,956,241.82	(144,953.18)	93.10 %
101-416-56520	Fire/Amb Report Copy Reimb.	100.00	100.00	0.00	30.00	(70.00)	30.00 %
101-416-56530	Ambulance Contract-Fresno Co.	45,000.00	45,000.00	0.00	41,250.00	(3,750.00)	91.67 %
101-416-56540	Collections-Ambulance Billing	5,000.00	5,000.00	0.00	333.83	(4,666.17)	6.68 %
	Category: 47 - CHARGES FOR SERVICES REVENUE Total:	**2,161,295.00**	**2,161,295.00**	**0.00**	**2,014,051.57**	**(147,243.43)**	**93.19%**
	Category: 48 - MISCELLANEOUS REVENUE						
101-416-48170	Reimbursements & Refunds	0.00	1,451.00	0.00	1,450.50	(0.50)	99.97 %
	Category: 48 - MISCELLANEOUS REVENUE Total:	**0.00**	**1,451.00**	**0.00**	**1,450.50**	**(0.50)**	**99.97%**
	Revenue Total:	**2,418,295.00**	**2,696,388.00**	**0.00**	**2,630,855.59**	**(65,532.41)**	**97.57%**
	Expense						
	Category: 60 - PERSONNEL SERVICES EXPENSE						
101-416-60010	Salaries Regular	1,490,947.00	1,490,947.00	0.00	1,338,000.08	152,946.92	89.74 %
101-416-60020	Salaries Part Time	24,000.00	24,000.00	0.00	1,579.20	22,420.80	6.58 %
101-416-60030	Salaries Overtime	400,000.00	400,000.00	0.00	508,313.29	(108,313.29)	127.08 %
101-416-60050	Salaries Cash Outs	20,000.00	20,000.00	0.00	0.00	20,000.00	0.00 %
101-416-62000	Retirement CalPERS	194,278.00	194,278.00	0.00	175,599.35	18,678.65	90.39 %
101-416-62020	Medical/Life Insurance	298,232.00	298,232.00	0.00	242,872.38	55,359.62	81.44 %
101-416-62030	Social Security FICA	113,926.00	113,926.00	0.00	112,933.34	992.66	99.13 %
101-416-62040	Medicare Insurance	35,849.00	35,849.00	0.00	26,584.07	9,264.93	74.16 %
101-416-62050	Disability Income Insurance	16,664.00	16,664.00	0.00	1,167.11	15,496.89	7.00 %
101-416-62060	Deferred Comp. - 457 Retirement	40,000.00	40,000.00	0.00	37,569.99	2,430.01	93.92 %
101-416-62070	Workers' Comp. Insurance	163,355.00	163,355.00	0.00	104,294.03	59,060.97	63.85 %
101-416-62080	Uniform Allowance	21,420.00	21,420.00	0.00	19,150.00	2,270.00	89.40 %
101-416-62200	Retirement CalPERS UL	37,440.00	37,440.00	0.00	25,151.72	12,288.28	67.18 %
101-416-62210	Unemployment Claims	6,974.00	6,974.00	0.00	8,025.00	(1,051.00)	115.07 %
	Category: 60 - PERSONNEL SERVICES EXPENSE Total:	**2,863,085.00**	**2,863,085.00**	**0.00**	**2,601,239.56**	**261,845.44**	**90.85%**
	Category: 70 - MAINT. & OPERATIONS EXPENSE						
101-416-70010	Office Supplies	800.00	800.00	0.00	1,662.86	(862.86)	207.86 %
101-416-70030	Postage & Freight Out	200.00	200.00	0.00	348.06	(148.06)	174.03 %
101-416-70040	Printing & Binding	100.00	100.00	0.00	0.00	100.00	0.00 %
101-416-70050	Education Materials & Supplies	10,000.00	10,000.00	0.00	7,202.82	2,797.18	72.03 %
101-416-70060	Small Tools & Equipment	800.00	800.00	0.00	891.57	(91.57)	111.45 %
101-416-70070	Audio/Video Equipment Supplies	150.00	150.00	0.00	0.00	150.00	0.00 %

		Original Total Budget	Current Total Budget	Period Activity	Fiscal Activity	Variance Favorable (Unfavorable)	Percent Used
101-416-70102	Uniforms	80,000.00	80,000.00	0.00	73,167.00	6,833.00	91.46 %
101-416-70160	Gasoline & Diesel	112,000.00	112,000.00	0.00	134,397.03	(22,397.03)	120.00 %
101-416-70440	Miscellaneous Supplies	1,000.00	1,000.00	0.00	1,401.00	(401.00)	140.10 %
101-416-70450	Station Supplies	5,000.00	5,000.00	0.00	5,214.00	(214.00)	104.28 %
101-416-72010	Water, Gas, Sanitation & Sewer	9,100.00	9,100.00	0.00	14,545.51	(5,445.51)	159.84 %
101-416-72020	Electric	23,000.00	23,000.00	0.00	33,785.36	(10,785.36)	146.89 %
101-416-72030	Telephone	10,000.00	10,000.00	0.00	15,276.25	(5,276.25)	152.76 %
101-416-75030	Tuition Reimbursement	27,000.00	27,000.00	0.00	24,635.34	2,364.66	91.24 %
101-416-75060	Mandated Annual Service	30,000.00	30,000.00	0.00	89,431.83	(59,431.83)	298.11 %
101-416-84010	Office Equip. Repairs & Maint.	5,600.00	5,600.00	0.00	2,096.24	3,503.76	37.43 %
101-416-84020	Major Equip. Repairs & Maint.	3,500.00	3,500.00	0.00	4,517.45	(1,017.45)	129.07 %
101-416-84030	Buildings Repairs & Maint.	80,000.00	80,000.00	0.00	20,705.89	59,294.11	25.88 %
101-416-84050	Grounds Repairs & Maint.	700.00	700.00	0.00	450.63	249.37	64.38 %
101-416-84060	Vehicle Parts, Repairs & Maint.	60,500.00	60,500.00	0.00	59,493.76	1,006.24	98.34 %
101-416-84070	Misc. Repairs & Maint.	1,000.00	1,000.00	0.00	421.76	578.24	42.18 %
101-416-86010	Training, Travel, & Conference	15,000.00	15,000.00	0.00	10,015.85	4,984.15	66.77 %
101-416-86030	Subs., Dues, & Publications	2,000.00	2,000.00	0.00	1,154.75	845.25	57.74 %
101-416-88010	City Attorney Fees	0.00	0.00	0.00	202.50	(202.50)	0.00 %
101-416-88020	Outside Attorney Fees	0.00	16,940.00	0.00	16,939.50	0.50	100.00 %
101-416-88040	Computer Programming/Consult.	16,483.00	19,849.00	0.00	21,195.50	(1,346.50)	106.78 %
101-416-88100	Professional Services	5,000.00	5,000.00	0.00	4,293.13	706.87	85.86 %
101-416-89070	Fingerprinting	0.00	370.00	0.00	70.40	299.60	19.03 %
101-416-90010	Liability & Property Insurance	99,000.00	103,614.00	0.00	103,613.85	0.15	100.00 %
101-416-92084	Firefighters' Assn Stipend	5,600.00	5,600.00	0.00	4,987.22	612.78	89.06 %
	Category: 70 - MAINT. & OPERATIONS EXPENSE Total:	**603,533.00**	**628,823.00**	**0.00**	**652,117.06**	**(23,294.06)**	**103.70%**
Category: 80 - DEBT SERVICE EXPENSE							
101-416-97061	Fire Equipment Lease Principal	293,000.00	293,000.00	0.00	293,000.00	0.00	100.00 %
101-416-97062	Fire Equipment Lease Interest	6,865.00	6,865.00	0.00	6,864.60	0.40	99.99 %
	Category: 80 - DEBT SERVICE EXPENSE Total:	**299,865.00**	**299,865.00**	**0.00**	**299,864.60**	**0.40**	**100.00%**
Category: 98 - CAPITAL EXPENDITURES							
101-416-98040	Major Machinery & Equipment	100,000.00	100,000.00	0.00	98,075.46	1,924.54	98.08 %
	Category: 98 - CAPITAL EXPENDITURES Total:	**100,000.00**	**100,000.00**	**0.00**	**98,075.46**	**1,924.54**	**98.08%**
	Expense Total:	**3,866,483.00**	**3,891,773.00**	**0.00**	**3,651,296.68**	**240,476.32**	**93.82%**
	Department: 416 - FIRE/EMS DEPARTMENT Surplus (Deficit):	**(1,448,188.00)**	**(1,195,385.00)**	**0.00**	**(1,020,441.09)**	**174,943.91**	**85.37%**
Department: 431 - SERVICE CENTER DEPARTMENT							
Expense							
Category: 60 - PERSONNEL SERVICES EXPENSE							
101-431-60010	Salaries Regular	17,051.00	17,051.00	0.00	14,625.79	2,425.21	85.78 %
101-431-60030	Salaries Overtime	400.00	400.00	0.00	311.63	88.37	77.91 %
101-431-62000	Retirement CalPERS	1,342.00	1,342.00	0.00	1,150.67	191.33	85.74 %
101-431-62020	Medical/Life Insurance	3,448.00	3,448.00	0.00	3,858.69	(410.69)	111.91 %
101-431-62030	Social Security FICA	1,057.00	1,057.00	0.00	890.99	166.01	84.29 %
101-431-62040	Medicare Insurance	247.00	247.00	0.00	208.35	38.65	84.35 %
101-431-62050	Disability Income Insurance	188.00	188.00	0.00	0.00	188.00	0.00 %
101-431-62060	Deferred Comp. - 457 Retirement	512.00	512.00	0.00	0.00	512.00	0.00 %
101-431-62070	Workers' Comp. Insurance	2,046.00	2,046.00	0.00	860.71	1,185.29	42.07 %
101-431-62080	Uniform Allowance	56.00	56.00	0.00	0.00	56.00	0.00 %
101-431-62200	Retirement CalPERS UL	0.00	0.00	0.00	14.09	(14.09)	0.00 %
101-431-62210	Unemployment Claims	171.00	171.00	0.00	0.00	171.00	0.00 %
	Category: 60 - PERSONNEL SERVICES EXPENSE Total:	**26,518.00**	**26,518.00**	**0.00**	**21,920.92**	**4,597.08**	**82.66%**
Category: 70 - MAINT. & OPERATIONS EXPENSE							
101-431-70060	Small Tools & Equipment	4,555.00	4,555.00	0.00	2,840.75	1,714.25	62.37 %
101-431-70100	Uniforms	1,050.00	1,050.00	0.00	1,141.24	(91.24)	108.69 %
101-431-70150	Vehicle Parts & Supplies	2,000.00	2,000.00	0.00	2,159.08	(159.08)	107.95 %
101-431-70160	Gasoline & Diesel	600.00	600.00	0.00	1,460.71	(860.71)	243.45 %
101-431-72030	Telephone	750.00	750.00	0.00	430.06	319.94	57.34 %

		Original Total Budget	Current Total Budget	Period Activity	Fiscal Activity	Variance Favorable (Unfavorable)	Percent Used
101-431-88040	Computer Programming/Consult.	350.00	350.00	0.00	109.25	240.75	31.21 %
101-431-90010	Liability & Property Insurance	1,300.00	1,300.00	0.00	934.48	365.52	71.88 %
101-431-92090	Taxes, Licenses, & Fees	600.00	600.00	0.00	754.00	(154.00)	125.67 %
Category: 70 - MAINT. & OPERATIONS EXPENSE Total:		**11,205.00**	**11,205.00**	**0.00**	**9,829.57**	**1,375.43**	**87.72%**
Expense Total:		**37,723.00**	**37,723.00**	**0.00**	**31,750.49**	**5,972.51**	**84.17%**
Department: 431 - SERVICE CENTER DEPARTMENT Total:		**37,723.00**	**37,723.00**	**0.00**	**31,750.49**	**5,972.51**	**84.17%**
Department: 432 - BLDGS & GROUNDS MAINTENANCE							
Expense							
Category: 70 - MAINT. & OPERATIONS EXPENSE							
101-432-70060	Small Tools & Equipment	400.00	400.00	0.00	0.00	400.00	0.00 %
101-432-70440	Miscellaneous Supplies	1,600.00	1,600.00	0.00	0.00	1,600.00	0.00 %
101-432-72010	Water, Gas, Sanitation & Sewer	26,050.00	26,050.00	0.00	21,949.06	4,100.94	84.26 %
101-432-72020	Electric	120,500.00	120,500.00	0.00	115,481.85	5,018.15	95.84 %
101-432-72030	Telephone	13,750.00	13,750.00	0.00	1,565.60	12,184.40	11.39 %
101-432-84010	Office Equip. Repairs & Maint.	0.00	0.00	0.00	7,841.84	(7,841.84)	0.00 %
101-432-84020	Major Equip. Repairs & Maint.	35,000.00	35,000.00	0.00	0.00	35,000.00	0.00 %
101-432-84030	Buildings Repairs & Maint.	83,500.00	83,500.00	0.00	60,879.37	22,620.63	72.91 %
101-432-84050	Grounds Repairs & Maint.	7,000.00	11,500.00	0.00	17,109.79	(5,609.79)	148.78 %
101-432-84071	Inspections	12,500.00	12,500.00	0.00	1,360.00	11,140.00	10.88 %
101-432-88100	Professional Services	1,000.00	1,965.00	0.00	0.00	1,965.00	0.00 %
101-432-90010	Liability & Property Insurance	155,000.00	165,580.00	0.00	165,580.10	(0.10)	100.00 %
Category: 70 - MAINT. & OPERATIONS EXPENSE Total:		**456,300.00**	**472,345.00**	**0.00**	**391,767.61**	**80,577.39**	**82.94%**
Category: 98 - CAPITAL EXPENDITURES							
101-432-98040	MAJOR MACHINERY & EQUIPMENT	0.00	26,000.00	0.00	3,410.38	22,589.62	13.12 %
Category: 98 - CAPITAL EXPENDITURES Total:		**0.00**	**26,000.00**	**0.00**	**3,410.38**	**22,589.62**	**13.12%**
Expense Total:		**456,300.00**	**498,345.00**	**0.00**	**395,177.99**	**103,167.01**	**79.30%**
Department: 432 - BLDGS & GROUNDS MAINTENANCE Total:		**456,300.00**	**498,345.00**	**0.00**	**395,177.99**	**103,167.01**	**79.30%**
Department: 435 - AIRPORT OPERATIONS							
Revenue							
Category: 44 - USE OF PROPERTY & MONEY							
101-435-55020	Airport Building Lease	4,000.00	4,000.00	0.00	3,850.00	(150.00)	96.25 %
101-435-55050	Airport Hangar Leases	35,482.00	35,482.00	0.00	30,825.00	(4,657.00)	86.88 %
101-435-55060	Airport Tie Down Rentals	500.00	500.00	0.00	396.00	(104.00)	79.20 %
Category: 44 - USE OF PROPERTY & MONEY Total:		**39,982.00**	**39,982.00**	**0.00**	**35,071.00**	**(4,911.00)**	**87.72%**
Category: 46 - GRANTS REVENUE							
101-435-55100	State Airport Grant	10,000.00	30,000.00	0.00	10,000.00	(20,000.00)	33.33 %
Category: 46 - GRANTS REVENUE Total:		**10,000.00**	**30,000.00**	**0.00**	**10,000.00**	**(20,000.00)**	**33.33%**
Category: 47 - CHARGES FOR SERVICES REVENUE							
101-435-55040	Airport Fuel Sales	7,500.00	7,500.00	0.00	0.00	(7,500.00)	0.00 %
Category: 47 - CHARGES FOR SERVICES REVENUE Total:		**7,500.00**	**7,500.00**	**0.00**	**0.00**	**(7,500.00)**	**0.00%**
Category: 48 - MISCELLANEOUS REVENUE							
101-435-48160	Miscellaneous Revenue	0.00	2,700.00	0.00	2,700.00	0.00	100.00 %
Category: 48 - MISCELLANEOUS REVENUE Total:		**0.00**	**2,700.00**	**0.00**	**2,700.00**	**0.00**	**100.00%**
Revenue Total:		**57,482.00**	**80,182.00**	**0.00**	**47,771.00**	**(32,411.00)**	**59.58%**
Expense							
Category: 60 - PERSONNEL SERVICES EXPENSE							
101-435-60010	Salaries Regular	28,974.00	28,974.00	0.00	28,415.11	558.89	98.07 %
101-435-60030	Salaries Overtime	400.00	400.00	0.00	998.27	(598.27)	249.57 %
101-435-60050	Salaries Cash Outs	1,011.00	1,011.00	0.00	0.00	1,011.00	0.00 %
101-435-62000	Retirement CalPERS	3,222.00	3,222.00	0.00	3,111.71	110.29	96.58 %
101-435-62020	Medical/Life Insurance	5,092.00	5,092.00	0.00	4,268.00	824.00	83.82 %
101-435-62030	Social Security FICA	1,796.00	1,796.00	0.00	1,881.67	(85.67)	104.77 %
101-435-62040	Medicare Insurance	420.00	420.00	0.00	439.97	(19.97)	104.75 %
101-435-62050	Disability Income Insurance	319.00	319.00	0.00	0.00	319.00	0.00 %

		Original Total Budget	Current Total Budget	Period Activity	Fiscal Activity	Variance Favorable (Unfavorable)	Percent Used
101-435-62060	Deferred Comp. - 457 Retirement	869.00	869.00	0.00	709.28	159.72	81.62 %
101-435-62070	Workers' Comp. Insurance	3,477.00	3,477.00	0.00	1,498.64	1,978.36	43.10 %
101-435-62080	Uniform Allowance	20.00	20.00	0.00	10.00	10.00	50.00 %
101-435-62200	Retirement CalPERS UL	0.00	0.00	0.00	478.56	(478.56)	0.00 %
101-435-62210	Unemployment Claims	290.00	290.00	0.00	0.00	290.00	0.00 %
	Category: 60 - PERSONNEL SERVICES EXPENSE Total:	**45,890.00**	**45,890.00**	**0.00**	**41,811.21**	**4,078.79**	**91.11%**
Category: 70 - MAINT. & OPERATIONS EXPENSE							
101-435-70030	Postage & Freight Out	10.00	10.00	0.00	0.00	10.00	0.00 %
101-435-70040	Printing & Binding	215.00	215.00	0.00	45.02	169.98	20.94 %
101-435-72010	Water, Gas, Sanitation & Sewer	10,500.00	10,500.00	0.00	5,542.73	4,957.27	52.79 %
101-435-72020	Electric	21,500.00	21,500.00	0.00	14,582.97	6,917.03	67.83 %
101-435-72030	Telephone	2,200.00	2,200.00	0.00	763.97	1,436.03	34.73 %
101-435-80060	Fuel Purchases for Resale	30,000.00	30,000.00	0.00	19,826.74	10,173.26	66.09 %
101-435-84020	Major Equip. Repairs & Maint.	6,500.00	6,500.00	0.00	0.00	6,500.00	0.00 %
101-435-84030	Buildings Repairs & Maint.	17,500.00	17,500.00	0.00	13,404.40	4,095.60	76.60 %
101-435-84050	Grounds Repairs & Maint.	7,500.00	53,500.00	0.00	17,586.97	35,913.03	32.87 %
101-435-84060	Vehicle Parts, Repairs & Maint.	1,000.00	1,000.00	0.00	0.00	1,000.00	0.00 %
101-435-86010	Training, Travel, & Conference	2,250.00	2,250.00	0.00	2,163.92	86.08	96.17 %
101-435-86030	Subs., Dues, & Publications	175.00	175.00	0.00	395.00	(220.00)	225.71 %
101-435-88040	Computer Programming/Consult.	1,105.00	1,105.00	0.00	109.25	995.75	9.89 %
101-435-88060	Medical - General	0.00	0.00	0.00	3.99	(3.99)	0.00 %
101-435-88091	Engineering & Consultants	20,000.00	20,000.00	0.00	13,141.00	6,859.00	65.71 %
101-435-88100	Professional Services	3,000.00	3,000.00	0.00	2,700.00	300.00	90.00 %
101-435-88101	Administrative Fees	0.00	23.00	0.00	22.50	0.50	97.83 %
101-435-90010	Liability & Property Insurance	6,790.00	6,790.00	0.00	8,378.08	(1,588.08)	123.39 %
101-435-92090	Taxes, Licenses, & Fees	16,850.00	16,850.00	0.00	17,625.78	(775.78)	104.60 %
	Category: 70 - MAINT. & OPERATIONS EXPENSE Total:	**147,095.00**	**193,118.00**	**0.00**	**116,292.32**	**76,825.68**	**60.22%**
	Expense Total:	**192,985.00**	**239,008.00**	**0.00**	**158,103.53**	**80,904.47**	**66.15%**
	Department: 435 - AIRPORT OPERATIONS Surplus (Deficit):	**(135,503.00)**	**(158,826.00)**	**0.00**	**(110,332.53)**	**48,493.47**	**69.47%**
Department: 440 - MUNICIPAL GROUNDS MAINT							
Expense							
Category: 60 - PERSONNEL SERVICES EXPENSE							
101-440-60010	Salaries Regular	166,782.00	166,782.00	0.00	144,121.84	22,660.16	86.41 %
101-440-60030	Salaries Overtime	1,000.00	1,000.00	0.00	341.92	658.08	34.19 %
101-440-60050	Salaries Cash Outs	3,263.00	3,263.00	0.00	0.00	3,263.00	0.00 %
101-440-62000	Retirement CalPERS	13,246.00	13,246.00	0.00	11,465.67	1,780.33	86.56 %
101-440-62020	Medical/Life Insurance	66,202.00	66,202.00	0.00	58,425.49	7,776.51	88.25 %
101-440-62030	Social Security FICA	10,340.00	10,340.00	0.00	8,556.61	1,783.39	82.75 %
101-440-62040	Medicare Insurance	2,418.00	2,418.00	0.00	2,001.19	416.81	82.76 %
101-440-62050	Disability Income Insurance	1,835.00	1,835.00	0.00	0.00	1,835.00	0.00 %
101-440-62060	Deferred Comp. - 457 Retirement	919.00	919.00	0.00	97.32	821.68	10.59 %
101-440-62070	Workers' Comp. Insurance	10,000.00	10,000.00	0.00	8,436.21	1,563.79	84.36 %
101-440-62080	Uniform Allowance	806.00	806.00	0.00	685.28	120.72	85.02 %
101-440-62200	Retirement CalPERS UL	0.00	0.00	0.00	248.61	(248.61)	0.00 %
101-440-62210	Unemployment Claims	1,668.00	1,668.00	0.00	0.00	1,668.00	0.00 %
	Category: 60 - PERSONNEL SERVICES EXPENSE Total:	**278,479.00**	**278,479.00**	**0.00**	**234,380.14**	**44,098.86**	**84.16%**
Category: 70 - MAINT. & OPERATIONS EXPENSE							
101-440-70010	Office Supplies	100.00	100.00	0.00	0.00	100.00	0.00 %
101-440-70060	Small Tools & Equipment	3,500.00	3,500.00	0.00	3,158.33	341.67	90.24 %
101-440-70100	Uniforms	4,021.00	4,021.00	0.00	4,588.45	(567.45)	114.11 %
101-440-70160	Gasoline & Diesel	3,500.00	3,500.00	0.00	9,240.61	(5,740.61)	264.02 %
101-440-70442	Tree Purchase/Planting	2,000.00	2,000.00	0.00	0.00	2,000.00	0.00 %
101-440-72011	Water/Electric - City Plots	98,800.00	98,800.00	0.00	92,426.82	6,373.18	93.55 %
101-440-84050	Grounds Repairs & Maint.	50,000.00	50,000.00	0.00	36,667.03	13,332.97	73.33 %
101-440-84060	Vehicle Parts, Repairs & Maint.	5,000.00	5,000.00	0.00	3,067.36	1,932.64	61.35 %
101-440-84090	Graffiti Removal Expense	200.00	200.00	0.00	70.35	129.65	35.18 %
101-440-86010	Training, Travel, & Conference	2,000.00	2,000.00	0.00	831.00	1,169.00	41.55 %

		Original Total Budget	Current Total Budget	Period Activity	Fiscal Activity	Variance Favorable (Unfavorable)	Percent Used
101-440-86030	Subs., Dues, & Publications	1,000.00	1,000.00	0.00	1,094.22	(94.22)	109.42 %
101-440-88040	Computer Programming/Consult.	980.00	980.00	0.00	109.29	870.71	11.15 %
101-440-88060	Medical - General	0.00	0.00	0.00	82.35	(82.35)	0.00 %
101-440-88100	Professional Services	4,000.00	4,000.00	0.00	1,343.00	2,657.00	33.58 %
101-440-89040	Physical w/Drug & Alcohol Test	500.00	500.00	0.00	210.00	290.00	42.00 %
101-440-89070	Fingerprinting	200.00	200.00	0.00	32.00	168.00	16.00 %
101-440-90010	Liability & Property Insurance	9,943.00	9,943.00	0.00	9,159.23	783.77	92.12 %
101-440-92212	Veterans Banner Prog Expense	0.00	0.00	0.00	165.72	(165.72)	0.00 %
	Category: 70 - MAINT. & OPERATIONS EXPENSE Total:	**185,744.00**	**185,744.00**	**0.00**	**162,245.76**	**23,498.24**	**87.35%**
Category: 98 - CAPITAL EXPENDITURES							
101-440-98040	Major Machinery & Equipment	10,000.00	10,000.00	0.00	3,885.50	6,114.50	38.86 %
101-440-98981	Splash Pad Project	2,052,968.00	2,052,968.00	0.00	167,821.45	1,885,146.55	8.17 %
	Category: 98 - CAPITAL EXPENDITURES Total:	**2,062,968.00**	**2,062,968.00**	**0.00**	**171,706.95**	**1,891,261.05**	**8.32%**
	Expense Total:	**2,527,191.00**	**2,527,191.00**	**0.00**	**568,332.85**	**1,958,858.15**	**22.49%**
	Department: 440 - MUNICIPAL GROUNDS MAINT Total:	**2,527,191.00**	**2,527,191.00**	**0.00**	**568,332.85**	**1,958,858.15**	**22.49%**
	Fund: 101 - GENERAL FUND Surplus (Deficit):	**0.00**	**31,674.00**	**0.00**	**3,009,656.22**	**2,977,982.22**	**9,501.98%**
Fund: 102 - PD EVIDENCE FUND							
Department: 400 - REVENUES							
Revenue							
Category: 44 - USE OF PROPERTY & MONEY							
102-400-44010	Interest Earned	0.00	600.00	0.00	377.49	(222.51)	62.92 %
	Category: 44 - USE OF PROPERTY & MONEY Total:	**0.00**	**600.00**	**0.00**	**377.49**	**(222.51)**	**62.92%**
	Revenue Total:	**0.00**	**600.00**	**0.00**	**377.49**	**(222.51)**	**62.92%**
	Department: 400 - REVENUES Total:	**0.00**	**600.00**	**0.00**	**377.49**	**(222.51)**	**62.92%**
	Fund: 102 - PD EVIDENCE FUND Total:	**0.00**	**600.00**	**0.00**	**377.49**	**(222.51)**	**62.92%**
Fund: 103 - PD FED FORFEITURE FUND							
Department: 400 - REVENUES							
Revenue							
Category: 44 - USE OF PROPERTY & MONEY							
103-400-44010	Interest Earned	0.00	20.00	0.00	18.33	(1.67)	91.65 %
	Category: 44 - USE OF PROPERTY & MONEY Total:	**0.00**	**20.00**	**0.00**	**18.33**	**(1.67)**	**91.65%**
	Revenue Total:	**0.00**	**20.00**	**0.00**	**18.33**	**(1.67)**	**91.65%**
	Department: 400 - REVENUES Total:	**0.00**	**20.00**	**0.00**	**18.33**	**(1.67)**	**91.65%**
	Fund: 103 - PD FED FORFEITURE FUND Total:	**0.00**	**20.00**	**0.00**	**18.33**	**(1.67)**	**91.65%**
Fund: 104 - SCHOLARSHIP FUND							
Department: 400 - REVENUES							
Revenue							
Category: 44 - USE OF PROPERTY & MONEY							
104-400-44010	Interest Earned	100.00	100.00	0.00	168.44	68.44	168.44 %
	Category: 44 - USE OF PROPERTY & MONEY Total:	**100.00**	**100.00**	**0.00**	**168.44**	**68.44**	**168.44%**
	Revenue Total:	**100.00**	**100.00**	**0.00**	**168.44**	**68.44**	**168.44%**
	Department: 400 - REVENUES Total:	**100.00**	**100.00**	**0.00**	**168.44**	**68.44**	**168.44%**
Department: 630 - AYRES/BEASON SCHOLARSHIP							
Expense							
Category: 70 - MAINT. & OPERATIONS EXPENSE							
104-630-92040	Scholarship	1,000.00	1,000.00	0.00	0.00	1,000.00	0.00 %
	Category: 70 - MAINT. & OPERATIONS EXPENSE Total:	**1,000.00**	**1,000.00**	**0.00**	**0.00**	**1,000.00**	**0.00%**
	Expense Total:	**1,000.00**	**1,000.00**	**0.00**	**0.00**	**1,000.00**	**0.00%**
	Department: 630 - AYRES/BEASON SCHOLARSHIP Total:	**1,000.00**	**1,000.00**	**0.00**	**0.00**	**1,000.00**	**0.00%**
	Fund: 104 - SCHOLARSHIP FUND Surplus (Deficit):	**(900.00)**	**(900.00)**	**0.00**	**168.44**	**1,068.44**	**-18.72%**

		Original Total Budget	Current Total Budget	Period Activity	Fiscal Activity	Variance Favorable (Unfavorable)	Percent Used
Fund: 105 - COPS GRANT FUND							
Department: 400 - REVENUES							
Revenue							
Category: 44 - USE OF PROPERTY & MONEY							
105-400-44010	Interest Earned	0.00	400.00	0.00	567.60	167.60	141.90 %
	Category: 44 - USE OF PROPERTY & MONEY Total:	**0.00**	**400.00**	**0.00**	**567.60**	**167.60**	**141.90%**
Category: 46 - GRANTS REVENUE							
105-400-45240	COPS AB1913	100,000.00	134,663.00	0.00	194,663.46	60,000.46	144.56 %
	Category: 46 - GRANTS REVENUE Total:	**100,000.00**	**134,663.00**	**0.00**	**194,663.46**	**60,000.46**	**144.56%**
	Revenue Total:	**100,000.00**	**135,063.00**	**0.00**	**195,231.06**	**60,168.06**	**144.55%**
	Department: 400 - REVENUES Total:	**100,000.00**	**135,063.00**	**0.00**	**195,231.06**	**60,168.06**	**144.55%**
Department: 413 - POLICE DEPARTMENT							
Expense							
Category: 80 - DEBT SERVICE EXPENSE							
105-413-96058	Police Vehicles Leases Principal	82,225.00	82,225.00	0.00	39,462.61	42,762.39	47.99 %
105-413-96059	Police Vehicles Leases Interest	11,616.00	11,616.00	0.00	2,738.05	8,877.95	23.57 %
	Category: 80 - DEBT SERVICE EXPENSE Total:	**93,841.00**	**93,841.00**	**0.00**	**42,200.66**	**51,640.34**	**44.97%**
Category: 98 - CAPITAL EXPENDITURES							
105-413-98040	Major Machinery & Equipment	20,000.00	37,079.00	0.00	37,079.30	(0.30)	100.00 %
105-413-98041	COPS Grant Equipment Expense	100,000.00	100,000.00	0.00	121,136.10	(21,136.10)	121.14 %
	Category: 98 - CAPITAL EXPENDITURES Total:	**120,000.00**	**137,079.00**	**0.00**	**158,215.40**	**(21,136.40)**	**115.42%**
	Expense Total:	**213,841.00**	**230,920.00**	**0.00**	**200,416.06**	**30,503.94**	**86.79%**
	Department: 413 - POLICE DEPARTMENT Total:	**213,841.00**	**230,920.00**	**0.00**	**200,416.06**	**30,503.94**	**86.79%**
	Fund: 105 - COPS GRANT FUND Surplus (Deficit):	**(113,841.00)**	**(95,857.00)**	**0.00**	**(5,185.00)**	**90,672.00**	**5.41%**
Fund: 106 - POLICE DEPT GRANTS							
Department: 400 - REVENUES							
Revenue							
Category: 46 - GRANTS REVENUE							
106-400-46110	Grant Revenue	422,284.00	624,333.00	0.00	596,949.00	(27,384.00)	95.61 %
	Category: 46 - GRANTS REVENUE Total:	**422,284.00**	**624,333.00**	**0.00**	**596,949.00**	**(27,384.00)**	**95.61%**
	Revenue Total:	**422,284.00**	**624,333.00**	**0.00**	**596,949.00**	**(27,384.00)**	**95.61%**
	Department: 400 - REVENUES Total:	**422,284.00**	**624,333.00**	**0.00**	**596,949.00**	**(27,384.00)**	**95.61%**
Department: 413 - POLICE DEPARTMENT							
Expense							
Category: 46 - GRANTS REVENUE							
106-413-72041	CA Officer Wellness & Mental Healt...	0.00	4,749.00	0.00	9,498.10	(4,749.10)	200.00 %
	Category: 46 - GRANTS REVENUE Total:	**0.00**	**4,749.00**	**0.00**	**9,498.10**	**(4,749.10)**	**200.00%**
Category: 60 - PERSONNEL SERVICES EXPENSE							
106-413-60010	Salaries Regular	144,748.00	144,748.00	0.00	46,660.56	98,087.44	32.24 %
106-413-62000	Retirement CalPERS	15,995.00	15,995.00	0.00	4,534.51	11,460.49	28.35 %
106-413-62020	Medical/Life Insurance	50,000.00	50,000.00	0.00	7,616.72	42,383.28	15.23 %
106-413-62030	Social Security FICA	8,974.00	8,974.00	0.00	2,849.74	6,124.26	31.76 %
106-413-62040	Medicare Insurance	2,099.00	2,099.00	0.00	666.47	1,432.53	31.75 %
106-413-62060	Deferred Comp. - 457 Retirement	4,342.00	4,342.00	0.00	700.91	3,641.09	16.14 %
106-413-62070	Worker's Comp. Insurance	18,094.00	18,094.00	0.00	0.00	18,094.00	0.00 %
106-413-62080	Uniform Allowance	2,400.00	2,400.00	0.00	1,200.00	1,200.00	50.00 %
106-413-62210	Unemployment Claims	1,448.00	1,448.00	0.00	0.00	1,448.00	0.00 %
	Category: 60 - PERSONNEL SERVICES EXPENSE Total:	**248,100.00**	**248,100.00**	**0.00**	**64,228.91**	**183,871.09**	**25.89%**
Category: 70 - MAINT. & OPERATIONS EXPENSE							
106-413-70010	Office Supplies	0.00	0.00	0.00	2,600.85	(2,600.85)	0.00 %
106-413-88030	Accounting/Auditing	3,400.00	3,400.00	0.00	2,000.00	1,400.00	58.82 %
106-413-88100	Professional Services	28,000.00	28,000.00	0.00	0.00	28,000.00	0.00 %
	Category: 70 - MAINT. & OPERATIONS EXPENSE Total:	**31,400.00**	**31,400.00**	**0.00**	**4,600.85**	**26,799.15**	**14.65%**

		Original Total Budget	Current Total Budget	Period Activity	Fiscal Activity	Variance Favorable (Unfavorable)	Percent Used
Category: 98 - CAPITAL EXPENDITURES							
106-413-98040	Major Machinery & Equipment	119,000.00	119,000.00	0.00	128,512.58	(9,512.58)	107.99 %
	Category: 98 - CAPITAL EXPENDITURES Total:	**119,000.00**	**119,000.00**	**0.00**	**128,512.58**	**(9,512.58)**	**107.99%**
	Expense Total:	**398,500.00**	**403,249.00**	**0.00**	**206,840.44**	**196,408.56**	**51.29%**
	Department: 413 - POLICE DEPARTMENT Total:	**398,500.00**	**403,249.00**	**0.00**	**206,840.44**	**196,408.56**	**51.29%**
	Fund: 106 - POLICE DEPT GRANTS Surplus (Deficit):	**23,784.00**	**221,084.00**	**0.00**	**390,108.56**	**169,024.56**	**176.45%**
Fund: 107 - GAS TAX FUND							
Department: 400 - REVENUES							
Revenue							
Category: 44 - USE OF PROPERTY & MONEY							
107-400-44010	Interest Earned	0.00	500.00	0.00	577.43	77.43	115.49 %
	Category: 44 - USE OF PROPERTY & MONEY Total:	**0.00**	**500.00**	**0.00**	**577.43**	**77.43**	**115.49%**
Category: 45 - INTERGOVERNMENTAL							
107-400-45070	CA Hwy Users Tax (HUT) - Gas Tax 2...	160,435.00	160,435.00	0.00	154,785.92	(5,649.08)	96.48 %
107-400-45080	CA Hwy Users Tax (HUT) - Gas Tax 2...	112,164.00	112,164.00	0.00	102,072.43	(10,091.57)	91.00 %
107-400-45090	CA Hwy Users Tax (HUT) - Gas Tax 2...	60,959.00	60,959.00	0.00	58,195.32	(2,763.68)	95.47 %
107-400-45100	CA Hwy Users Tax (HUT) - Gas Tax 2...	153,288.00	153,288.00	0.00	134,546.10	(18,741.90)	87.77 %
107-400-45110	CA Hwy Users Tax (HUT) - Gas Tax 2...	4,000.00	4,000.00	0.00	4,000.00	0.00	100.00 %
	Category: 45 - INTERGOVERNMENTAL Total:	**490,846.00**	**490,846.00**	**0.00**	**453,599.77**	**(37,246.23)**	**92.41%**
	Revenue Total:	**490,846.00**	**491,346.00**	**0.00**	**454,177.20**	**(37,168.80)**	**92.44%**
	Department: 400 - REVENUES Total:	**490,846.00**	**491,346.00**	**0.00**	**454,177.20**	**(37,168.80)**	**92.44%**
Department: 422 - PUBLIC WORKS							
Expense							
Category: 60 - PERSONNEL SERVICES EXPENSE							
107-422-60010	Salaries Regular	190,787.00	190,787.00	0.00	161,011.84	29,775.16	84.39 %
107-422-60030	Salaries Overtime	5,500.00	5,500.00	0.00	9,414.44	(3,914.44)	171.17 %
107-422-60050	Salaries Cash Outs	3,669.00	3,669.00	0.00	0.00	3,669.00	0.00 %
107-422-62000	Retirement CalPERS	18,361.00	18,361.00	0.00	14,831.48	3,529.52	80.78 %
107-422-62020	Medical/Life Insurance	37,109.00	37,109.00	0.00	37,255.68	(146.68)	100.40 %
107-422-62030	Social Security FICA	11,829.00	11,829.00	0.00	10,110.49	1,718.51	85.47 %
107-422-62040	Medicare Insurance	3,221.00	3,221.00	0.00	2,394.70	826.30	74.35 %
107-422-62050	Disability Income Insurance	2,099.00	2,099.00	0.00	450.96	1,648.04	21.48 %
107-422-62060	Deferred Comp. - 457 Retirement	7,548.00	7,548.00	0.00	3,473.14	4,074.86	46.01 %
107-422-62070	Workers' Comp. Insurance	19,075.00	19,075.00	0.00	11,004.83	8,070.17	57.69 %
107-422-62080	Uniform Allowance	326.00	326.00	0.00	174.05	151.95	53.39 %
107-422-62200	Retirement CalPERS UL	0.00	0.00	0.00	1,021.83	(1,021.83)	0.00 %
107-422-62210	Unemployment Claims	1,907.00	1,907.00	0.00	0.00	1,907.00	0.00 %
	Category: 60 - PERSONNEL SERVICES EXPENSE Total:	**301,431.00**	**301,431.00**	**0.00**	**251,143.44**	**50,287.56**	**83.32%**
Category: 70 - MAINT. & OPERATIONS EXPENSE							
107-422-70010	Office Supplies	206.00	206.00	0.00	62.27	143.73	30.23 %
107-422-70100	Uniforms	2,625.00	2,625.00	0.00	2,796.97	(171.97)	106.55 %
107-422-70130	Street Materials	50,000.00	50,000.00	0.00	28,047.05	21,952.95	56.09 %
107-422-70140	Utility Parts & Supplies	500.00	500.00	0.00	1,310.40	(810.40)	262.08 %
107-422-70160	Gasoline & Diesel	2,000.00	2,000.00	0.00	3,548.27	(1,548.27)	177.41 %
107-422-72011	Water/Electric - City Plots	55,000.00	55,000.00	0.00	44,078.47	10,921.53	80.14 %
107-422-72030	Telephone	500.00	500.00	0.00	225.61	274.39	45.12 %
107-422-84010	Office Equip. Repairs & Maint.	262.00	262.00	0.00	105.98	156.02	40.45 %
107-422-84012	Computer Equipment	128.00	128.00	0.00	56.16	71.84	43.88 %
107-422-84050	Grounds Repairs & Maint.	9,700.00	9,700.00	0.00	7,547.13	2,152.87	77.81 %
107-422-84060	Vehicle Parts, Repairs & Maint.	2,500.00	2,500.00	0.00	11,674.61	(9,174.61)	466.98 %
107-422-86010	Training, Travel, & Conference	3,978.00	3,978.00	0.00	1,221.80	2,756.20	30.71 %
107-422-86030	Subs., Dues, & Publications	6,900.00	6,900.00	0.00	6,047.55	852.45	87.65 %
107-422-88010	City Attorney Fees	100.00	100.00	0.00	0.00	100.00	0.00 %
107-422-88030	Accounting/Auditing	7,100.00	7,100.00	0.00	2,537.10	4,562.90	35.73 %
107-422-88040	Computer Programming/Consult.	17,554.00	19,798.00	0.00	10,893.80	8,904.20	55.02 %

		Original Total Budget	Current Total Budget	Period Activity	Fiscal Activity	Variance Favorable (Unfavorable)	Percent Used
107-422-88060	Medical - General	100.00	100.00	0.00	207.01	(107.01)	207.01 %
107-422-88100	Professional Services	17,550.00	17,550.00	0.00	19,460.01	(1,910.01)	110.88 %
107-422-88101	Administrative Fees	100.00	100.00	0.00	28.18	71.82	28.18 %
107-422-88121	Geographic Information Systems	5,000.00	5,000.00	0.00	1,031.25	3,968.75	20.63 %
107-422-88130	Grant Writing/Application	25,000.00	25,000.00	0.00	48,563.50	(23,563.50)	194.25 %
107-422-89040	Physical w/Drug & Alcohol Test	0.00	0.00	0.00	45.75	(45.75)	0.00 %
107-422-89070	Fingerprinting	0.00	0.00	0.00	35.20	(35.20)	0.00 %
107-422-90010	Liability & Property Insurance	10,000.00	10,000.00	0.00	10,815.65	(815.65)	108.16 %
107-422-92090	Taxes, Licenses, & Fees	50.00	50.00	0.00	0.00	50.00	0.00 %
	Category: 70 - MAINT. & OPERATIONS EXPENSE Total:	**216,853.00**	**219,097.00**	**0.00**	**200,339.72**	**18,757.28**	**91.44%**
Category: 98 - CAPITAL EXPENDITURES							
107-422-98030	Office Furniture & Equipment	500.00	500.00	0.00	0.00	500.00	0.00 %
	Category: 98 - CAPITAL EXPENDITURES Total:	**500.00**	**500.00**	**0.00**	**0.00**	**500.00**	**0.00%**
	Expense Total:	**518,784.00**	**521,028.00**	**0.00**	**451,483.16**	**69,544.84**	**86.65%**
	Department: 422 - PUBLIC WORKS Total:	**518,784.00**	**521,028.00**	**0.00**	**451,483.16**	**69,544.84**	**86.65%**
	Fund: 107 - GAS TAX FUND Surplus (Deficit):	**(27,938.00)**	**(29,682.00)**	**0.00**	**2,694.04**	**32,376.04**	**-9.08%**
Fund: 109 - TDA - ARTICLE 3 FUND							
Department: 400 - REVENUES							
Revenue							
Category: 44 - USE OF PROPERTY & MONEY							
109-400-44010	Interest Earned	0.00	100.00	0.00	(53.68)	(153.68)	53.68 %
	Category: 44 - USE OF PROPERTY & MONEY Total:	**0.00**	**100.00**	**0.00**	**(53.68)**	**(153.68)**	**53.68%**
Category: 45 - INTERGOVERNMENTAL							
109-400-45130	LTF Funds Article 3	19,774.00	19,774.00	0.00	0.00	(19,774.00)	0.00 %
	Category: 45 - INTERGOVERNMENTAL Total:	**19,774.00**	**19,774.00**	**0.00**	**0.00**	**(19,774.00)**	**0.00%**
	Revenue Total:	**19,774.00**	**19,874.00**	**0.00**	**(53.68)**	**(19,927.68)**	**0.27%**
	Department: 400 - REVENUES Total:	**19,774.00**	**19,874.00**	**0.00**	**(53.68)**	**(19,927.68)**	**0.27%**
Department: 424 - Article 8							
Expense							
Category: 98 - CAPITAL EXPENDITURES							
109-424-98987	Sidewalk Improvements	50,000.00	50,000.00	0.00	19.07	49,980.93	0.04 %
	Category: 98 - CAPITAL EXPENDITURES Total:	**50,000.00**	**50,000.00**	**0.00**	**19.07**	**49,980.93**	**0.04%**
	Expense Total:	**50,000.00**	**50,000.00**	**0.00**	**19.07**	**49,980.93**	**0.04%**
	Department: 424 - Article 8 Total:	**50,000.00**	**50,000.00**	**0.00**	**19.07**	**49,980.93**	**0.04%**
	Fund: 109 - TDA - ARTICLE 3 FUND Surplus (Deficit):	**(30,226.00)**	**(30,126.00)**	**0.00**	**(72.75)**	**30,053.25**	**0.24%**
Fund: 110 - LTF - ARTICLE 8 FUND							
Department: 400 - REVENUES							
Revenue							
Category: 44 - USE OF PROPERTY & MONEY							
110-400-44010	Interest Earned	100.00	100.00	0.00	13,491.59	13,391.59	13,491.59 %
	Category: 44 - USE OF PROPERTY & MONEY Total:	**100.00**	**100.00**	**0.00**	**13,491.59**	**13,391.59**	**13,491.59%**
Category: 45 - INTERGOVERNMENTAL							
110-400-45140	LTF Funds Article 8	583,577.00	583,577.00	0.00	0.00	(583,577.00)	0.00 %
	Category: 45 - INTERGOVERNMENTAL Total:	**583,577.00**	**583,577.00**	**0.00**	**0.00**	**(583,577.00)**	**0.00%**
Category: 48 - MISCELLANEOUS REVENUE							
110-400-48160	Miscellaneous Revenue	0.00	2,280.00	0.00	2,279.90	(0.10)	100.00 %
110-400-48170	Reimbursements & Refunds	0.00	0.00	0.00	94,763.60	94,763.60	0.00 %
	Category: 48 - MISCELLANEOUS REVENUE Total:	**0.00**	**2,280.00**	**0.00**	**97,043.50**	**94,763.50**	**4,256.29%**
	Revenue Total:	**583,677.00**	**585,957.00**	**0.00**	**110,535.09**	**(475,421.91)**	**18.86%**
	Department: 400 - REVENUES Total:	**583,677.00**	**585,957.00**	**0.00**	**110,535.09**	**(475,421.91)**	**18.86%**

		Original Total Budget	Current Total Budget	Period Activity	Fiscal Activity	Variance Favorable (Unfavorable)	Percent Used
Department: 424 - Article 8							
Expense							
Category: 70 - MAINT. & OPERATIONS EXPENSE							
110-424-72021	Street Light Electricity	120,000.00	120,000.00	0.00	141,911.42	(21,911.42)	118.26 %
110-424-88040	Computer Programming/Consult.	1,364.00	1,364.00	0.00	997.49	366.51	73.13 %
110-424-92090	Taxes, Licenses, & Fees	1,000.00	1,000.00	0.00	0.00	1,000.00	0.00 %
	Category: 70 - MAINT. & OPERATIONS EXPENSE Total:	**122,364.00**	**122,364.00**	**0.00**	**142,908.91**	**(20,544.91)**	**116.79%**
Category: 98 - CAPITAL EXPENDITURES							
110-424-98401	Slurry Seal & Cape Seal	1,200,000.00	1,762,043.00	0.00	46,576.25	1,715,466.75	2.64 %
110-424-98912	Durian/Birch St. Improv.	550,000.00	550,000.00	0.00	205,781.48	344,218.52	37.41 %
110-424-98988	Street, Crosswalk, Bike Lane Striping	20,000.00	50,000.00	0.00	0.00	50,000.00	0.00 %
	Category: 98 - CAPITAL EXPENDITURES Total:	**1,770,000.00**	**2,362,043.00**	**0.00**	**252,357.73**	**2,109,685.27**	**10.68%**
	Expense Total:	**1,892,364.00**	**2,484,407.00**	**0.00**	**395,266.64**	**2,089,140.36**	**15.91%**
	Department: 424 - Article 8 Total:	**1,892,364.00**	**2,484,407.00**	**0.00**	**395,266.64**	**2,089,140.36**	**15.91%**
	Fund: 110 - LTF - ARTICLE 8 FUND Surplus (Deficit):	**(1,308,687.00)**	**(1,898,450.00)**	**0.00**	**(284,731.55)**	**1,613,718.45**	**15.00%**
Fund: 111 - SB1-ROAD REHAB MAINT ACCT FUND							
Department: 400 - REVENUES							
Revenue							
Category: 44 - USE OF PROPERTY & MONEY							
111-400-44010	Interest Earned	100.00	100.00	0.00	(109.88)	(209.88)	109.88 %
	Category: 44 - USE OF PROPERTY & MONEY Total:	**100.00**	**100.00**	**0.00**	**(109.88)**	**(209.88)**	**109.88%**
Category: 45 - INTERGOVERNMENTAL							
111-400-45160	CA SB1 Road Maint & Rehab Acct (...	462,377.00	462,377.00	0.00	449,144.53	(13,232.47)	97.14 %
	Category: 45 - INTERGOVERNMENTAL Total:	**462,377.00**	**462,377.00**	**0.00**	**449,144.53**	**(13,232.47)**	**97.14%**
	Revenue Total:	**462,477.00**	**462,477.00**	**0.00**	**449,034.65**	**(13,442.35)**	**97.09%**
	Department: 400 - REVENUES Total:	**462,477.00**	**462,477.00**	**0.00**	**449,034.65**	**(13,442.35)**	**97.09%**
Department: 422 - PUBLIC WORKS							
Expense							
Category: 98 - CAPITAL EXPENDITURES							
111-422-98911	Sacramento St Rehab	100,000.00	100,000.00	0.00	23,190.00	76,810.00	23.19 %
	Category: 98 - CAPITAL EXPENDITURES Total:	**100,000.00**	**100,000.00**	**0.00**	**23,190.00**	**76,810.00**	**23.19%**
	Expense Total:	**100,000.00**	**100,000.00**	**0.00**	**23,190.00**	**76,810.00**	**23.19%**
	Department: 422 - PUBLIC WORKS Total:	**100,000.00**	**100,000.00**	**0.00**	**23,190.00**	**76,810.00**	**23.19%**
	Fund: 111 - SB1-ROAD REHAB MAINT ACCT FUND Surplus (Deficit):	**362,477.00**	**362,477.00**	**0.00**	**425,844.65**	**63,367.65**	**117.48%**
Fund: 114 - HABITAT CONSERVATION FUND							
Department: 400 - REVENUES							
Revenue							
Category: 44 - USE OF PROPERTY & MONEY							
114-400-44010	Interest Earned	300.00	300.00	0.00	278.17	(21.83)	92.72 %
	Category: 44 - USE OF PROPERTY & MONEY Total:	**300.00**	**300.00**	**0.00**	**278.17**	**(21.83)**	**92.72%**
	Revenue Total:	**300.00**	**300.00**	**0.00**	**278.17**	**(21.83)**	**92.72%**
	Department: 400 - REVENUES Total:	**300.00**	**300.00**	**0.00**	**278.17**	**(21.83)**	**92.72%**
Department: 404 - COMMUNITY DEVELOPMENT							
Expense							
Category: 70 - MAINT. & OPERATIONS EXPENSE							
114-404-92090	Taxes, Licenses, & Fees	4,047.00	4,047.00	0.00	4,300.32	(253.32)	106.26 %
	Category: 70 - MAINT. & OPERATIONS EXPENSE Total:	**4,047.00**	**4,047.00**	**0.00**	**4,300.32**	**(253.32)**	**106.26%**
	Expense Total:	**4,047.00**	**4,047.00**	**0.00**	**4,300.32**	**(253.32)**	**106.26%**
	Department: 404 - COMMUNITY DEVELOPMENT Total:	**4,047.00**	**4,047.00**	**0.00**	**4,300.32**	**(253.32)**	**106.26%**
	Fund: 114 - HABITAT CONSERVATION FUND Surplus (Deficit):	**(3,747.00)**	**(3,747.00)**	**0.00**	**(4,022.15)**	**(275.15)**	**107.34%**

		Original Total Budget	Current Total Budget	Period Activity	Fiscal Activity	Variance Favorable (Unfavorable)	Percent Used
Fund: 116 - PD FORFEITURE/UNCLAIMED FUND							
Department: 400 - REVENUES							
Revenue							
Category: 44 - USE OF PROPERTY & MONEY							
116-400-44010	Interest Earned	0.00	50.00	0.00	48.70	(1.30)	97.40 %
	Category: 44 - USE OF PROPERTY & MONEY Total:	**0.00**	**50.00**	**0.00**	**48.70**	**(1.30)**	**97.40%**
Category: 48 - MISCELLANEOUS REVENUE							
116-400-42150	Asset Forfeiture Funds	0.00	0.00	0.00	10,920.00	10,920.00	0.00 %
	Category: 48 - MISCELLANEOUS REVENUE Total:	**0.00**	**0.00**	**0.00**	**10,920.00**	**10,920.00**	**0.00%**
	Revenue Total:	**0.00**	**50.00**	**0.00**	**10,968.70**	**10,918.70**	**21,937.40%**
	Department: 400 - REVENUES Total:	**0.00**	**50.00**	**0.00**	**10,968.70**	**10,918.70**	**21,937.40%**
	Fund: 116 - PD FORFEITURE/UNCLAIMED FUND Total:	**0.00**	**50.00**	**0.00**	**10,968.70**	**10,918.70**	**21,937.40%**
Fund: 117 - IGT-INTERGOVERNMENTAL TRANSFER							
Department: 400 - REVENUES							
Revenue							
Category: 44 - USE OF PROPERTY & MONEY							
117-400-44010	Interest Earned	5,000.00	5,000.00	0.00	9,633.02	4,633.02	192.66 %
	Category: 44 - USE OF PROPERTY & MONEY Total:	**5,000.00**	**5,000.00**	**0.00**	**9,633.02**	**4,633.02**	**192.66%**
Category: 45 - INTERGOVERNMENTAL							
117-400-56560	GEMT Medicare Reimbursement	0.00	600,000.00	0.00	718,990.42	118,990.42	119.83 %
	Category: 45 - INTERGOVERNMENTAL Total:	**0.00**	**600,000.00**	**0.00**	**718,990.42**	**118,990.42**	**119.83%**
Category: 46 - GRANTS REVENUE							
117-400-46278	IGT CHD Education Grant	20,000.00	20,000.00	0.00	1,392.20	(18,607.80)	6.96 %
	Category: 46 - GRANTS REVENUE Total:	**20,000.00**	**20,000.00**	**0.00**	**1,392.20**	**(18,607.80)**	**6.96%**
Category: 48 - MISCELLANEOUS REVENUE							
117-400-45000	IGT Revenue from Medi-Cal Plan	3,190,773.00	3,190,773.00	0.00	3,141,460.36	(49,312.64)	98.45 %
	Category: 48 - MISCELLANEOUS REVENUE Total:	**3,190,773.00**	**3,190,773.00**	**0.00**	**3,141,460.36**	**(49,312.64)**	**98.45%**
	Revenue Total:	**3,215,773.00**	**3,815,773.00**	**0.00**	**3,871,476.00**	**55,703.00**	**101.46%**
	Department: 400 - REVENUES Total:	**3,215,773.00**	**3,815,773.00**	**0.00**	**3,871,476.00**	**55,703.00**	**101.46%**
Department: 416 - FIRE/EMS DEPARTMENT							
Expense							
Category: 60 - PERSONNEL SERVICES EXPENSE							
117-416-60010	Salaries Regular	1,127,297.00	1,127,297.00	0.00	860,241.42	267,055.58	76.31 %
117-416-60020	Salaries Part Time	140,748.00	140,748.00	0.00	28,528.80	112,219.20	20.27 %
117-416-60030	Salaries Overtime	248,000.00	248,000.00	0.00	418,695.29	(170,695.29)	168.83 %
117-416-60050	Salaries Cash Outs	21,679.00	21,679.00	0.00	0.00	21,679.00	0.00 %
117-416-62000	Retirement CalPERS	144,915.00	144,915.00	0.00	96,132.28	48,782.72	66.34 %
117-416-62020	Medical/Life Insurance	240,655.00	240,655.00	0.00	179,697.85	60,957.15	74.67 %
117-416-62030	Social Security FICA	90,619.00	90,619.00	0.00	79,433.42	11,185.58	87.66 %
117-416-62040	Medicare Insurance	21,387.00	21,387.00	0.00	18,619.88	2,767.12	87.06 %
117-416-62050	Disability Income Insurance	13,949.00	13,949.00	0.00	289.62	13,659.38	2.08 %
117-416-62060	Deferred Comp. - 457 Retirement	34,719.00	34,719.00	0.00	13,817.41	20,901.59	39.80 %
117-416-62070	Workers' Comp. Insurance	152,165.00	152,165.00	0.00	75,842.96	76,322.04	49.84 %
117-416-62080	Uniform Allowance	16,950.00	16,950.00	0.00	10,950.00	6,000.00	64.60 %
117-416-62200	Retirement CalPERS UL	0.00	0.00	0.00	3,934.50	(3,934.50)	0.00 %
117-416-62210	Unemployment Claims	11,273.00	11,273.00	0.00	0.00	11,273.00	0.00 %
	Category: 60 - PERSONNEL SERVICES EXPENSE Total:	**2,264,356.00**	**2,264,356.00**	**0.00**	**1,786,183.43**	**478,172.57**	**78.88%**
Category: 70 - MAINT. & OPERATIONS EXPENSE							
117-416-70010	Office Supplies	0.00	0.00	0.00	98.85	(98.85)	0.00 %
117-416-70050	Education Materials & Supplies	4,000.00	4,000.00	0.00	2,507.91	1,492.09	62.70 %
117-416-70102	Uniforms	10,000.00	10,000.00	0.00	6,605.65	3,394.35	66.06 %
117-416-70500	Voluntary Rate Range Program	1,000,000.00	1,267,490.00	0.00	1,267,490.00	0.00	100.00 %
117-416-70501	GEMT Program	100,000.00	126,257.00	0.00	131,947.52	(5,690.52)	104.51 %
117-416-72030	Telephone	0.00	0.00	0.00	78.38	(78.38)	0.00 %

		Original Total Budget	Current Total Budget	Period Activity	Fiscal Activity	Variance Favorable (Unfavorable)	Percent Used
117-416-75000	Medical Equipment & Supplies	70,000.00	70,000.00	0.00	74,261.02	(4,261.02)	106.09 %
117-416-75010	Meals-Ambulance Runs	2,200.00	2,200.00	0.00	2,903.49	(703.49)	131.98 %
117-416-75020	EMS-Linens	5,000.00	5,000.00	0.00	5,046.88	(46.88)	100.94 %
117-416-75030	Tuition Reimbursement	16,000.00	16,000.00	0.00	(3,035.47)	19,035.47	(18.97) %
117-416-75040	Ambulance Billing Contract	100,000.00	100,000.00	0.00	118,152.50	(18,152.50)	118.15 %
117-416-75060	Mandated Annual Service	7,000.00	7,000.00	0.00	21,344.40	(14,344.40)	304.92 %
117-416-84010	Office Equip. Repairs & Maint.	0.00	0.00	0.00	218.77	(218.77)	0.00 %
117-416-84050	Grounds Repairs & Maint.	0.00	0.00	0.00	(8,208.74)	8,208.74	0.00 %
117-416-84060	Vehicle Parts, Repairs & Maint.	70,000.00	70,000.00	0.00	56,315.18	13,684.82	80.45 %
117-416-84070	Misc. Repairs & Maint.	1,500.00	1,500.00	0.00	31.05	1,468.95	2.07 %
117-416-86010	Training, Travel, & Conference	0.00	0.00	0.00	39.98	(39.98)	0.00 %
117-416-86030	Subs., Dues, & Publications	1,000.00	1,000.00	0.00	498.23	501.77	49.82 %
117-416-86040	Required Certification Train	4,000.00	4,000.00	0.00	6,295.02	(2,295.02)	157.38 %
117-416-88040	Computer Programming/Consult.	0.00	4,208.00	0.00	4,741.42	(533.42)	112.68 %
117-416-88060	Medical - General	0.00	0.00	0.00	1,479.00	(1,479.00)	0.00 %
117-416-88100	Professional Services	10,000.00	10,000.00	0.00	6,406.11	3,593.89	64.06 %
117-416-88101	Administrative Fees	0.00	0.00	0.00	10.60	(10.60)	0.00 %
117-416-89040	Physical w/Drug & Alcohol Test	0.00	0.00	0.00	544.00	(544.00)	0.00 %
117-416-89050	POLYGRAPHS	0.00	0.00	0.00	300.00	(300.00)	0.00 %
117-416-89060	Psychological Evaluation	0.00	0.00	0.00	320.00	(320.00)	0.00 %
117-416-89070	Fingerprinting	0.00	0.00	0.00	198.40	(198.40)	0.00 %
117-416-90010	Liability & Property Insurance	75,596.00	75,596.00	0.00	82,343.08	(6,747.08)	108.93 %
	Category: 70 - MAINT. & OPERATIONS EXPENSE Total:	**1,476,296.00**	**1,774,251.00**	**0.00**	**1,778,933.23**	**(4,682.23)**	**100.26%**
	Category: 98 - CAPITAL EXPENDITURES						
117-416-98040	Major Machinery & Equipment	0.00	8,295.00	0.00	8,294.97	0.03	100.00 %
	Category: 98 - CAPITAL EXPENDITURES Total:	**0.00**	**8,295.00**	**0.00**	**8,294.97**	**0.03**	**100.00%**
	Expense Total:	**3,740,652.00**	**4,046,902.00**	**0.00**	**3,573,411.63**	**473,490.37**	**88.30%**
	Department: 416 - FIRE/EMS DEPARTMENT Total:	**3,740,652.00**	**4,046,902.00**	**0.00**	**3,573,411.63**	**473,490.37**	**88.30%**
	Fund: 117 - IGT-INTERGOVERNMENTAL TRANSFER Surplus (Deficit):	**(524,879.00)**	**(231,129.00)**	**0.00**	**298,064.37**	**529,193.37**	**-128.96%**
	Fund: 125 - MEASURE C-STREET MAINTENANCE						
	Department: 400 - REVENUES						
	Revenue						
	Category: 44 - USE OF PROPERTY & MONEY						
125-400-44010	Interest Earned	2,000.00	2,000.00	0.00	2,629.93	629.93	131.50 %
	Category: 44 - USE OF PROPERTY & MONEY Total:	**2,000.00**	**2,000.00**	**0.00**	**2,629.93**	**629.93**	**131.50%**
	Category: 45 - INTERGOVERNMENTAL						
125-400-45121	Measure C-Street Maintenance	282,062.00	282,062.00	0.00	236,838.42	(45,223.58)	83.97 %
	Category: 45 - INTERGOVERNMENTAL Total:	**282,062.00**	**282,062.00**	**0.00**	**236,838.42**	**(45,223.58)**	**83.97%**
	Revenue Total:	**284,062.00**	**284,062.00**	**0.00**	**239,468.35**	**(44,593.65)**	**84.30%**
	Department: 400 - REVENUES Total:	**284,062.00**	**284,062.00**	**0.00**	**239,468.35**	**(44,593.65)**	**84.30%**
	Department: 422 - PUBLIC WORKS						
	Expense						
	Category: 70 - MAINT. & OPERATIONS EXPENSE						
125-422-88040	Computer Programming/Consult.	1,364.00	1,364.00	0.00	997.49	366.51	73.13 %
125-422-88100	Professional Services	5,000.00	5,000.00	0.00	13,686.25	(8,686.25)	273.73 %
125-422-92090	Taxes, Licenses, & Fees	500.00	500.00	0.00	0.00	500.00	0.00 %
	Category: 70 - MAINT. & OPERATIONS EXPENSE Total:	**6,864.00**	**6,864.00**	**0.00**	**14,683.74**	**(7,819.74)**	**213.92%**
	Category: 98 - CAPITAL EXPENDITURES						
125-422-98401	Slurry Seal & Cape Seal	800,000.00	800,000.00	0.00	0.00	800,000.00	0.00 %
125-422-98902	Phelps Ave Ph 2 Exp STPL-5146(030)	634,379.00	634,379.00	0.00	0.00	634,379.00	0.00 %

		Original Total Budget	Current Total Budget	Period Activity	Fiscal Activity	Variance Favorable (Unfavorable)	Percent Used
125-422-98972	Crack Sealing Expense	100,000.00	100,000.00	0.00	89,306.61	10,693.39	89.31 %
	Category: 98 - CAPITAL EXPENDITURES Total:	**1,534,379.00**	**1,534,379.00**	**0.00**	**89,306.61**	**1,445,072.39**	**5.82%**
	Expense Total:	**1,541,243.00**	**1,541,243.00**	**0.00**	**103,990.35**	**1,437,252.65**	**6.75%**
	Department: 422 - PUBLIC WORKS Total:	**1,541,243.00**	**1,541,243.00**	**0.00**	**103,990.35**	**1,437,252.65**	**6.75%**
	Fund: 125 - MEASURE C-STREET MAINTENANCE Surplus (Deficit):	**(1,257,181.00)**	**(1,257,181.00)**	**0.00**	**135,478.00**	**1,392,659.00**	**-10.78%**
Fund: 126 - MEASURE C-ADA COMPLIANCE							
Department: 400 - REVENUES							
Revenue							
Category: 44 - USE OF PROPERTY & MONEY							
126-400-44010	Interest Earned	200.00	200.00	0.00	152.15	(47.85)	76.08 %
	Category: 44 - USE OF PROPERTY & MONEY Total:	**200.00**	**200.00**	**0.00**	**152.15**	**(47.85)**	**76.08%**
Category: 45 - INTERGOVERNMENTAL							
126-400-45122	Measure C-ADA Compliance	9,872.00	9,872.00	0.00	7,919.84	(1,952.16)	80.23 %
	Category: 45 - INTERGOVERNMENTAL Total:	**9,872.00**	**9,872.00**	**0.00**	**7,919.84**	**(1,952.16)**	**80.23%**
	Revenue Total:	**10,072.00**	**10,072.00**	**0.00**	**8,071.99**	**(2,000.01)**	**80.14%**
	Department: 400 - REVENUES Total:	**10,072.00**	**10,072.00**	**0.00**	**8,071.99**	**(2,000.01)**	**80.14%**
Department: 422 - PUBLIC WORKS							
Expense							
Category: 98 - CAPITAL EXPENDITURES							
126-422-98460	City ADA Improvements	45,000.00	45,000.00	0.00	0.00	45,000.00	0.00 %
	Category: 98 - CAPITAL EXPENDITURES Total:	**45,000.00**	**45,000.00**	**0.00**	**0.00**	**45,000.00**	**0.00%**
	Expense Total:	**45,000.00**	**45,000.00**	**0.00**	**0.00**	**45,000.00**	**0.00%**
	Department: 422 - PUBLIC WORKS Total:	**45,000.00**	**45,000.00**	**0.00**	**0.00**	**45,000.00**	**0.00%**
	Fund: 126 - MEASURE C-ADA COMPLIANCE Surplus (Deficit):	**(34,928.00)**	**(34,928.00)**	**0.00**	**8,071.99**	**42,999.99**	**-23.11%**
Fund: 127 - MEASURE C-FLEXIBLE FUNDING							
Department: 400 - REVENUES							
Revenue							
Category: 44 - USE OF PROPERTY & MONEY							
127-400-44010	Interest Earned	1,000.00	1,000.00	0.00	4,532.16	3,532.16	453.22 %
	Category: 44 - USE OF PROPERTY & MONEY Total:	**1,000.00**	**1,000.00**	**0.00**	**4,532.16**	**3,532.16**	**453.22%**
Category: 45 - INTERGOVERNMENTAL							
127-400-45123	Measure C-Flexible Funding	345,271.00	345,271.00	0.00	288,368.41	(56,902.59)	83.52 %
	Category: 45 - INTERGOVERNMENTAL Total:	**345,271.00**	**345,271.00**	**0.00**	**288,368.41**	**(56,902.59)**	**83.52%**
Category: 48 - MISCELLANEOUS REVENUE							
127-400-48170	Reimbursements & Refunds	0.00	0.00	0.00	58,280.48	58,280.48	0.00 %
	Category: 48 - MISCELLANEOUS REVENUE Total:	**0.00**	**0.00**	**0.00**	**58,280.48**	**58,280.48**	**0.00%**
	Revenue Total:	**346,271.00**	**346,271.00**	**0.00**	**351,181.05**	**4,910.05**	**101.42%**
	Department: 400 - REVENUES Total:	**346,271.00**	**346,271.00**	**0.00**	**351,181.05**	**4,910.05**	**101.42%**
Department: 422 - PUBLIC WORKS							
Expense							
Category: 70 - MAINT. & OPERATIONS EXPENSE							
127-422-88040	Computer Programming/Consult.	1,364.00	1,364.00	0.00	997.49	366.51	73.13 %
127-422-88100	Professional Services	10,000.00	10,000.00	0.00	0.00	10,000.00	0.00 %
127-422-92090	Taxes, Licenses, & Fees	500.00	500.00	0.00	0.00	500.00	0.00 %
	Category: 70 - MAINT. & OPERATIONS EXPENSE Total:	**11,864.00**	**11,864.00**	**0.00**	**997.49**	**10,866.51**	**8.41%**
Category: 98 - CAPITAL EXPENDITURES							
127-422-98040	Major Machinery & Equipment	0.00	0.00	0.00	7,430.00	(7,430.00)	0.00 %
127-422-98610	Elm Beautification 7th-Polk	5,000.00	5,000.00	0.00	0.00	5,000.00	0.00 %
127-422-98905	ATP Cycle 6-Trails-Los Gatos Bridge	16,000.00	16,000.00	0.00	0.00	16,000.00	0.00 %
127-422-98907	Pleasant St Sewer Main Reconstruct...	0.00	450,465.00	0.00	432,665.53	17,799.47	96.05 %
127-422-98913	Street light Project	0.00	25,000.00	0.00	28,254.00	(3,254.00)	113.02 %
127-422-98975	ATP Cycle 5-Est Polk St Bike-Ped AT...	196,000.00	196,000.00	0.00	0.00	196,000.00	0.00 %

		Original Total Budget	Current Total Budget	Period Activity	Fiscal Activity	Variance Favorable (Unfavorable)	Percent Used
127-422-98976	Street Tree Maintenance	25,000.00	25,000.00	0.00	35,000.00	(10,000.00)	140.00 %
127-422-98977	CMAQ-NW Trail Seg 1/2/13/14 Exp	39,365.00	39,365.00	0.00	0.00	39,365.00	0.00 %
127-422-98982	Trail Improv-ATP Cycle 4 Exp ATPSBI...	267,000.00	267,000.00	0.00	0.00	267,000.00	0.00 %
127-422-98983	Center Median Island Improvements	125,000.00	125,000.00	0.00	47,980.00	77,020.00	38.38 %
	Category: 98 - CAPITAL EXPENDITURES Total:	**673,365.00**	**1,148,830.00**	**0.00**	**551,329.53**	**597,500.47**	**47.99%**
	Expense Total:	**685,229.00**	**1,160,694.00**	**0.00**	**552,327.02**	**608,366.98**	**47.59%**
	Department: 422 - PUBLIC WORKS Total:	**685,229.00**	**1,160,694.00**	**0.00**	**552,327.02**	**608,366.98**	**47.59%**
	Fund: 127 - MEASURE C-FLEXIBLE FUNDING Surplus (Deficit):	**(338,958.00)**	**(814,423.00)**	**0.00**	**(201,145.97)**	**613,277.03**	**24.70%**
Fund: 130 - SPECIAL ASSESSMENT DISTRICTS							
Department: 400 - REVENUES							
Revenue							
Category: 44 - USE OF PROPERTY & MONEY							
130-400-44010	Interest Earned	200.00	200.00	0.00	308.61	108.61	154.31 %
	Category: 44 - USE OF PROPERTY & MONEY Total:	**200.00**	**200.00**	**0.00**	**308.61**	**108.61**	**154.31%**
	Revenue Total:	**200.00**	**200.00**	**0.00**	**308.61**	**108.61**	**154.31%**
	Department: 400 - REVENUES Total:	**200.00**	**200.00**	**0.00**	**308.61**	**108.61**	**154.31%**
Department: 451 - ELM AVE ASSESSMENT DISTRICT 1992-1							
Expense							
Category: 70 - MAINT. & OPERATIONS EXPENSE							
130-451-88040	Computer Programming/Consult.	0.00	0.00	0.00	7.61	(7.61)	0.00 %
	Category: 70 - MAINT. & OPERATIONS EXPENSE Total:	**0.00**	**0.00**	**0.00**	**7.61**	**(7.61)**	**0.00%**
	Expense Total:	**0.00**	**0.00**	**0.00**	**7.61**	**(7.61)**	**0.00%**
	Department: 451 - ELM AVE ASSESSMENT DISTRICT 1992-1 Total:	**0.00**	**0.00**	**0.00**	**7.61**	**(7.61)**	**0.00%**
	Fund: 130 - SPECIAL ASSESSMENT DISTRICTS Surplus (Deficit):	**200.00**	**200.00**	**0.00**	**301.00**	**101.00**	**150.50%**
Fund: 140 - GENERAL CAPITAL PROJECTS FUND							
Department: 400 - REVENUES							
Revenue							
Category: 44 - USE OF PROPERTY & MONEY							
140-400-44010	Interest Earned	0.00	45.00	0.00	111.92	66.92	248.71 %
	Category: 44 - USE OF PROPERTY & MONEY Total:	**0.00**	**45.00**	**0.00**	**111.92**	**66.92**	**248.71%**
	Revenue Total:	**0.00**	**45.00**	**0.00**	**111.92**	**66.92**	**248.71%**
	Department: 400 - REVENUES Total:	**0.00**	**45.00**	**0.00**	**111.92**	**66.92**	**248.71%**
	Fund: 140 - GENERAL CAPITAL PROJECTS FUND Total:	**0.00**	**45.00**	**0.00**	**111.92**	**66.92**	**248.71%**
Fund: 141 - PUBLIC BUILDING/FACILITIES IMPACT FEES							
Department: 400 - REVENUES							
Revenue							
Category: 44 - USE OF PROPERTY & MONEY							
141-400-44010	Interest Earned	0.00	50.00	0.00	415.77	365.77	831.54 %
	Category: 44 - USE OF PROPERTY & MONEY Total:	**0.00**	**50.00**	**0.00**	**415.77**	**365.77**	**831.54%**
Category: 51 - IMPACT FEES REVENUE							
141-400-51051	Building/Facility Impact Fees	0.00	44.00	0.00	44.44	0.44	101.00 %
	Category: 51 - IMPACT FEES REVENUE Total:	**0.00**	**44.00**	**0.00**	**44.44**	**0.44**	**101.00%**
	Revenue Total:	**0.00**	**94.00**	**0.00**	**460.21**	**366.21**	**489.59%**
	Department: 400 - REVENUES Total:	**0.00**	**94.00**	**0.00**	**460.21**	**366.21**	**489.59%**

		Original Total Budget	Current Total Budget	Period Activity	Fiscal Activity	Variance Favorable (Unfavorable)	Percent Used
Department: 422 - PUBLIC WORKS							
Expense							
Category: 98 - CAPITAL EXPENDITURES							
141-422-98985	Council Chambers Modernization	21,000.00	21,000.00	0.00	2,010.75	18,989.25	9.58 %
	Category: 98 - CAPITAL EXPENDITURES Total:	**21,000.00**	**21,000.00**	**0.00**	**2,010.75**	**18,989.25**	**9.58%**
	Expense Total:	**21,000.00**	**21,000.00**	**0.00**	**2,010.75**	**18,989.25**	**9.58%**
	Department: 422 - PUBLIC WORKS Total:	**21,000.00**	**21,000.00**	**0.00**	**2,010.75**	**18,989.25**	**9.58%**
Fund: 141 - PUBLIC BUILDING/FACILITIES IMPACT FEES Surplus (Defi...		**(21,000.00)**	**(20,906.00)**	**0.00**	**(1,550.54)**	**19,355.46**	**7.42%**
Fund: 142 - LAW ENFORCEMENT IMPACT FEES							
Department: 400 - REVENUES							
Revenue							
Category: 44 - USE OF PROPERTY & MONEY							
142-400-44010	Interest Earned	0.00	80.00	0.00	256.16	176.16	320.20 %
	Category: 44 - USE OF PROPERTY & MONEY Total:	**0.00**	**80.00**	**0.00**	**256.16**	**176.16**	**320.20%**
Category: 51 - IMPACT FEES REVENUE							
142-400-51052	Law Enforcement Impact Fees	0.00	67.00	0.00	551.66	484.66	823.37 %
	Category: 51 - IMPACT FEES REVENUE Total:	**0.00**	**67.00**	**0.00**	**551.66**	**484.66**	**823.37%**
	Revenue Total:	**0.00**	**147.00**	**0.00**	**807.82**	**660.82**	**549.54%**
	Department: 400 - REVENUES Total:	**0.00**	**147.00**	**0.00**	**807.82**	**660.82**	**549.54%**
	Fund: 142 - LAW ENFORCEMENT IMPACT FEES Total:	**0.00**	**147.00**	**0.00**	**807.82**	**660.82**	**549.54%**
Fund: 143 - FIRE PROTECTION IMPACT FEES							
Department: 400 - REVENUES							
Revenue							
Category: 44 - USE OF PROPERTY & MONEY							
143-400-44010	Interest Earned	0.00	80.00	0.00	258.10	178.10	322.63 %
	Category: 44 - USE OF PROPERTY & MONEY Total:	**0.00**	**80.00**	**0.00**	**258.10**	**178.10**	**322.63%**
Category: 51 - IMPACT FEES REVENUE							
143-400-51053	Fire Protection Impact Fees	0.00	67.00	0.00	555.66	488.66	829.34 %
	Category: 51 - IMPACT FEES REVENUE Total:	**0.00**	**67.00**	**0.00**	**555.66**	**488.66**	**829.34%**
	Revenue Total:	**0.00**	**147.00**	**0.00**	**813.76**	**666.76**	**553.58%**
	Department: 400 - REVENUES Total:	**0.00**	**147.00**	**0.00**	**813.76**	**666.76**	**553.58%**
	Fund: 143 - FIRE PROTECTION IMPACT FEES Total:	**0.00**	**147.00**	**0.00**	**813.76**	**666.76**	**553.58%**
Fund: 144 - STORM DRAINAGE & FLOOD CONTROL IMPACT FEES							
Department: 400 - REVENUES							
Revenue							
Category: 44 - USE OF PROPERTY & MONEY							
144-400-44010	Interest Earned	0.00	200.00	0.00	1,489.74	1,289.74	744.87 %
	Category: 44 - USE OF PROPERTY & MONEY Total:	**0.00**	**200.00**	**0.00**	**1,489.74**	**1,289.74**	**744.87%**
Category: 51 - IMPACT FEES REVENUE							
144-400-51054	Storm/Flood Control Impact Fees	0.00	0.00	0.00	1,611.00	1,611.00	0.00 %
	Category: 51 - IMPACT FEES REVENUE Total:	**0.00**	**0.00**	**0.00**	**1,611.00**	**1,611.00**	**0.00%**
	Revenue Total:	**0.00**	**200.00**	**0.00**	**3,100.74**	**2,900.74**	**1,550.37%**
	Department: 400 - REVENUES Total:	**0.00**	**200.00**	**0.00**	**3,100.74**	**2,900.74**	**1,550.37%**
Department: 422 - PUBLIC WORKS							
Expense							
Category: 98 - CAPITAL EXPENDITURES							
144-422-98986	Van Ness Storm Drain Ph 2 Expense	10,000.00	10,000.00	0.00	0.00	10,000.00	0.00 %
	Category: 98 - CAPITAL EXPENDITURES Total:	**10,000.00**	**10,000.00**	**0.00**	**0.00**	**10,000.00**	**0.00%**
	Expense Total:	**10,000.00**	**10,000.00**	**0.00**	**0.00**	**10,000.00**	**0.00%**
	Department: 422 - PUBLIC WORKS Total:	**10,000.00**	**10,000.00**	**0.00**	**0.00**	**10,000.00**	**0.00%**
Fund: 144 - STORM DRAINAGE & FLOOD CONTROL IMPACT FEES Su..		**(10,000.00)**	**(9,800.00)**	**0.00**	**3,100.74**	**12,900.74**	**-31.64%**

		Original Total Budget	Current Total Budget	Period Activity	Fiscal Activity	Variance Favorable (Unfavorable)	Percent Used
Fund: 145 - STREETS & BRIDGES IMPACT FEES							
Department: 400 - REVENUES							
Revenue							
Category: 44 - USE OF PROPERTY & MONEY							
145-400-44010	Interest Earned	0.00	100.00	0.00	805.10	705.10	805.10 %
	Category: 44 - USE OF PROPERTY & MONEY Total:	**0.00**	**100.00**	**0.00**	**805.10**	**705.10**	**805.10%**
Category: 51 - IMPACT FEES REVENUE							
145-400-51055	Street & Roads Impact Fees	0.00	0.00	0.00	1,322.00	1,322.00	0.00 %
	Category: 51 - IMPACT FEES REVENUE Total:	**0.00**	**0.00**	**0.00**	**1,322.00**	**1,322.00**	**0.00%**
	Revenue Total:	**0.00**	**100.00**	**0.00**	**2,127.10**	**2,027.10**	**2,127.10%**
	Department: 400 - REVENUES Total:	**0.00**	**100.00**	**0.00**	**2,127.10**	**2,027.10**	**2,127.10%**
Department: 422 - PUBLIC WORKS							
Expense							
Category: 98 - CAPITAL EXPENDITURES							
145-422-98901	Phelps Ave. Improvements	241,000.00	241,000.00	0.00	0.00	241,000.00	0.00 %
	Category: 98 - CAPITAL EXPENDITURES Total:	**241,000.00**	**241,000.00**	**0.00**	**0.00**	**241,000.00**	**0.00%**
	Expense Total:	**241,000.00**	**241,000.00**	**0.00**	**0.00**	**241,000.00**	**0.00%**
	Department: 422 - PUBLIC WORKS Total:	**241,000.00**	**241,000.00**	**0.00**	**0.00**	**241,000.00**	**0.00%**
	Fund: 145 - STREETS & BRIDGES IMPACT FEES Surplus (Deficit):	**(241,000.00)**	**(240,900.00)**	**0.00**	**2,127.10**	**243,027.10**	**-0.88%**
Fund: 146 - PARK IMPACT FEES							
Department: 400 - REVENUES							
Revenue							
Category: 44 - USE OF PROPERTY & MONEY							
146-400-44010	Interest Earned	0.00	200.00	0.00	915.01	715.01	457.51 %
	Category: 44 - USE OF PROPERTY & MONEY Total:	**0.00**	**200.00**	**0.00**	**915.01**	**715.01**	**457.51%**
Category: 51 - IMPACT FEES REVENUE							
146-400-51056	Park Impact Fees	0.00	0.00	0.00	1,601.00	1,601.00	0.00 %
	Category: 51 - IMPACT FEES REVENUE Total:	**0.00**	**0.00**	**0.00**	**1,601.00**	**1,601.00**	**0.00%**
	Revenue Total:	**0.00**	**200.00**	**0.00**	**2,516.01**	**2,316.01**	**1,258.01%**
	Department: 400 - REVENUES Total:	**0.00**	**200.00**	**0.00**	**2,516.01**	**2,316.01**	**1,258.01%**
Department: 422 - PUBLIC WORKS							
Expense							
Category: 98 - CAPITAL EXPENDITURES							
146-422-98223	Frame Park Improvements	10,000.00	10,000.00	0.00	0.00	10,000.00	0.00 %
	Category: 98 - CAPITAL EXPENDITURES Total:	**10,000.00**	**10,000.00**	**0.00**	**0.00**	**10,000.00**	**0.00%**
	Expense Total:	**10,000.00**	**10,000.00**	**0.00**	**0.00**	**10,000.00**	**0.00%**
	Department: 422 - PUBLIC WORKS Total:	**10,000.00**	**10,000.00**	**0.00**	**0.00**	**10,000.00**	**0.00%**
	Fund: 146 - PARK IMPACT FEES Surplus (Deficit):	**(10,000.00)**	**(9,800.00)**	**0.00**	**2,516.01**	**12,316.01**	**-25.67%**
Fund: 150 - COALINGA PUBLIC FINANCING AUTH							
Department: 400 - REVENUES							
Revenue							
Category: 44 - USE OF PROPERTY & MONEY							
150-400-44010	Interest Earned	12,000.00	12,000.00	0.00	8,151.35	(3,848.65)	67.93 %
150-400-44042	2000 Tax Allocation Bond Accreted ...	162,479.00	162,479.00	0.00	0.00	(162,479.00)	0.00 %
	Category: 44 - USE OF PROPERTY & MONEY Total:	**174,479.00**	**174,479.00**	**0.00**	**8,151.35**	**(166,327.65)**	**4.67%**
Category: 49 - TRANSFERS FROM OTHER FUNDS							
150-400-44240	Transfer from Water Fund	1,011,543.00	1,011,543.00	0.00	0.00	(1,011,543.00)	0.00 %
150-400-44250	Transfer from Sewer Fund	103,156.00	103,156.00	0.00	0.00	(103,156.00)	0.00 %
	Category: 49 - TRANSFERS FROM OTHER FUNDS Total:	**1,114,699.00**	**1,114,699.00**	**0.00**	**0.00**	**(1,114,699.00)**	**0.00%**
	Revenue Total:	**1,289,178.00**	**1,289,178.00**	**0.00**	**8,151.35**	**(1,281,026.65)**	**0.63%**
	Department: 400 - REVENUES Total:	**1,289,178.00**	**1,289,178.00**	**0.00**	**8,151.35**	**(1,281,026.65)**	**0.63%**

		Original Total Budget	Current Total Budget	Period Activity	Fiscal Activity	Variance Favorable (Unfavorable)	Percent Used
Department: 758 - 2021A REVENUE BONDS							
Expense							
Category: 70 - MAINT. & OPERATIONS EXPENSE							
150-758-88100	Professional Services	0.00	950.00	0.00	950.00	0.00	100.00 %
Category: 70 - MAINT. & OPERATIONS EXPENSE Total:		**0.00**	**950.00**	**0.00**	**950.00**	**0.00**	**100.00%**
Category: 80 - DEBT SERVICE EXPENSE							
150-758-96010	Bond Principal Payment	245,000.00	245,000.00	0.00	0.00	245,000.00	0.00 %
150-758-96020	Bond Interest Payment	233,501.00	233,501.00	0.00	0.00	233,501.00	0.00 %
Category: 80 - DEBT SERVICE EXPENSE Total:		**478,501.00**	**478,501.00**	**0.00**	**0.00**	**478,501.00**	**0.00%**
Expense Total:		**478,501.00**	**479,451.00**	**0.00**	**950.00**	**478,501.00**	**0.20%**
Department: 758 - 2021A REVENUE BONDS Total:		**478,501.00**	**479,451.00**	**0.00**	**950.00**	**478,501.00**	**0.20%**
Department: 760 - 2021B REVENUE BOND							
Expense							
Category: 70 - MAINT. & OPERATIONS EXPENSE							
150-760-88100	Professional Services	0.00	950.00	0.00	950.00	0.00	100.00 %
Category: 70 - MAINT. & OPERATIONS EXPENSE Total:		**0.00**	**950.00**	**0.00**	**950.00**	**0.00**	**100.00%**
Category: 80 - DEBT SERVICE EXPENSE							
150-760-96010	Bond Principal Payment	130,000.00	130,000.00	0.00	0.00	130,000.00	0.00 %
150-760-96020	Bond Interest Payment	267,225.00	267,225.00	0.00	0.00	267,225.00	0.00 %
Category: 80 - DEBT SERVICE EXPENSE Total:		**397,225.00**	**397,225.00**	**0.00**	**0.00**	**397,225.00**	**0.00%**
Expense Total:		**397,225.00**	**398,175.00**	**0.00**	**950.00**	**397,225.00**	**0.24%**
Department: 760 - 2021B REVENUE BOND Total:		**397,225.00**	**398,175.00**	**0.00**	**950.00**	**397,225.00**	**0.24%**
Fund: 150 - COALINGA PUBLIC FINANCING AUTH Surplus (Deficit):		**413,452.00**	**411,552.00**	**0.00**	**6,251.35**	**(405,300.65)**	**1.52%**
Fund: 301 - CDBG PROGRAM INCOME							
Department: 400 - REVENUES							
Revenue							
Category: 44 - USE OF PROPERTY & MONEY							
301-400-44010	Interest Earned	200.00	200.00	0.00	343.84	143.84	171.92 %
Category: 44 - USE OF PROPERTY & MONEY Total:		**200.00**	**200.00**	**0.00**	**343.84**	**143.84**	**171.92%**
Revenue Total:		**200.00**	**200.00**	**0.00**	**343.84**	**143.84**	**171.92%**
Department: 400 - REVENUES Total:		**200.00**	**200.00**	**0.00**	**343.84**	**143.84**	**171.92%**
Fund: 301 - CDBG PROGRAM INCOME Total:		**200.00**	**200.00**	**0.00**	**343.84**	**143.84**	**171.92%**
Fund: 303 - CDBG PROGRAM FUND							
Department: 400 - REVENUES							
Revenue							
Category: 46 - GRANTS REVENUE							
303-400-46011	2022 CDBG Grant for FT HB/RH Loa...	0.00	284,640.00	0.00	494,932.04	210,292.04	173.88 %
303-400-46266	CDBG CV2&CV3 Grant Revenue	0.00	143,450.00	0.00	145,759.42	2,309.42	101.61 %
Category: 46 - GRANTS REVENUE Total:		**0.00**	**428,090.00**	**0.00**	**640,691.46**	**212,601.46**	**149.66%**
Revenue Total:		**0.00**	**428,090.00**	**0.00**	**640,691.46**	**212,601.46**	**149.66%**
Department: 400 - REVENUES Total:		**0.00**	**428,090.00**	**0.00**	**640,691.46**	**212,601.46**	**149.66%**
Department: 405 - ADMINISTRATIVE SERVICES DEPT.							
Expense							
Category: 70 - MAINT. & OPERATIONS EXPENSE							
303-405-88117	CDBG CV2&CV3 Grant Expense	0.00	5,000.00	0.00	5,496.94	(496.94)	109.94 %
303-405-88118	2022 CDBG Grant for FT HB/RH Loa...	0.00	284,640.00	0.00	306,685.23	(22,045.23)	107.74 %
Category: 70 - MAINT. & OPERATIONS EXPENSE Total:		**0.00**	**289,640.00**	**0.00**	**312,182.17**	**(22,542.17)**	**107.78%**
Expense Total:		**0.00**	**289,640.00**	**0.00**	**312,182.17**	**(22,542.17)**	**107.78%**
Department: 405 - ADMINISTRATIVE SERVICES DEPT. Total:		**0.00**	**289,640.00**	**0.00**	**312,182.17**	**(22,542.17)**	**107.78%**
Fund: 303 - CDBG PROGRAM FUND Surplus (Deficit):		**0.00**	**138,450.00**	**0.00**	**328,509.29**	**190,059.29**	**237.28%**

		Original Total Budget	Current Total Budget	Period Activity	Fiscal Activity	Variance Favorable (Unfavorable)	Percent Used
Fund: 304 - HOME PROGRAM FUND							
Department: 400 - REVENUES							
Revenue							
Category: 46 - GRANTS REVENUE							
304-400-45521	19-HOME-14965 Grant Revenue	0.00	6,807.00	0.00	0.00	(6,807.00)	0.00 %
	Category: 46 - GRANTS REVENUE Total:	**0.00**	**6,807.00**	**0.00**	**0.00**	**(6,807.00)**	**0.00%**
	Revenue Total:	**0.00**	**6,807.00**	**0.00**	**0.00**	**(6,807.00)**	**0.00%**
	Department: 400 - REVENUES Total:	**0.00**	**6,807.00**	**0.00**	**0.00**	**(6,807.00)**	**0.00%**
Department: 404 - COMMUNITY DEVELOPMENT							
Expense							
Category: 46 - GRANTS REVENUE							
304-404-88105	19-HOME-14965 Grant Expense	4,928.00	4,928.00	0.00	3,137.89	1,790.11	63.67 %
	Category: 46 - GRANTS REVENUE Total:	**4,928.00**	**4,928.00**	**0.00**	**3,137.89**	**1,790.11**	**63.67%**
	Expense Total:	**4,928.00**	**4,928.00**	**0.00**	**3,137.89**	**1,790.11**	**63.67%**
	Department: 404 - COMMUNITY DEVELOPMENT Total:	**4,928.00**	**4,928.00**	**0.00**	**3,137.89**	**1,790.11**	**63.67%**
	Fund: 304 - HOME PROGRAM FUND Surplus (Deficit):	**(4,928.00)**	**1,879.00**	**0.00**	**(3,137.89)**	**(5,016.89)**	**-167.00%**
Fund: 305 - CALTRANS GRANTS FUND							
Department: 400 - REVENUES							
Revenue							
Category: 46 - GRANTS REVENUE							
305-400-45612	Trail Improv-ATP Cycle 4 Rev ATPSB...	782,000.00	782,000.00	0.00	13,175.24	(768,824.76)	1.68 %
305-400-45615	CMAQ Alley Paving Ph 2 (38-44) Rev...	663,670.00	663,670.00	0.00	0.00	(663,670.00)	0.00 %
305-400-45616	CMAQ-NW Trail Seg 1/2/13/14 Rev ...	303,835.00	303,835.00	0.00	38,086.71	(265,748.29)	12.54 %
305-400-45617	Est Polk St Bike-Ped-ATP Cycle 5 Rev..	344,225.00	344,225.00	0.00	154,990.77	(189,234.23)	45.03 %
305-400-45618	Los Gatos Bridge Trails-ATP Cycle 6 ...	117,000.00	117,000.00	0.00	50,903.79	(66,096.21)	43.51 %
305-400-45619	Phelps Ave Ph 2 Rev STPL-5146(030)	565,485.00	565,485.00	0.00	12,818.04	(552,666.96)	2.27 %
305-400-45621	STBG-California-Baker STPL-5146(0...	0.00	41,187.00	0.00	36,259.67	(4,927.33)	88.04 %
305-400-46035	CMAQ Trails Seg 6 5146 (35) Reven...	0.00	0.00	0.00	3,445.00	3,445.00	0.00 %
305-400-46045	Carbon Reduction Prog Trail Light ...	0.00	0.00	0.00	2,387.00	2,387.00	0.00 %
	Category: 46 - GRANTS REVENUE Total:	**2,776,215.00**	**2,817,402.00**	**0.00**	**312,066.22**	**(2,505,335.78)**	**11.08%**
	Revenue Total:	**2,776,215.00**	**2,817,402.00**	**0.00**	**312,066.22**	**(2,505,335.78)**	**11.08%**
	Department: 400 - REVENUES Total:	**2,776,215.00**	**2,817,402.00**	**0.00**	**312,066.22**	**(2,505,335.78)**	**11.08%**
Department: 422 - PUBLIC WORKS							
Expense							
Category: 98 - CAPITAL EXPENDITURES							
305-422-98062	STBG-California-Baker STPL-5146(0...	0.00	84,888.00	0.00	54,942.50	29,945.50	64.72 %
305-422-98902	Phelps Ave Ph 2 Exp STPL-5146(030)	565,485.00	565,485.00	0.00	27,587.50	537,897.50	4.88 %
305-422-98905	Los Gatos Bridge Trails-ATP Cycle 6 ...	117,000.00	117,000.00	0.00	53,506.01	63,493.99	45.73 %
305-422-98926	CMAQ Trails Seg 6 5146 (35) Expen...	0.00	0.00	0.00	16,123.75	(16,123.75)	0.00 %
305-422-98965	Carbon Reduction Prog Trail Light ...	0.00	0.00	0.00	15,871.25	(15,871.25)	0.00 %
305-422-98974	CMAQ-NW Trail Seg 1/2/13/14 Exp ...	303,835.00	303,835.00	0.00	103,176.87	200,658.13	33.96 %
305-422-98975	ATP Cycle 5-Est Polk St Bike-Ped AT...	344,225.00	344,225.00	0.00	151,413.72	192,811.28	43.99 %
305-422-98982	Trail Improv-ATP Cycle 4 Exp ATPSBI...	782,000.00	973,298.00	0.00	231,072.60	742,225.40	23.74 %
305-422-98998	CMAQ Alley Paving Ph 2 (38-44) Exp...	0.00	0.00	0.00	845.00	(845.00)	0.00 %
	Category: 98 - CAPITAL EXPENDITURES Total:	**2,112,545.00**	**2,388,731.00**	**0.00**	**654,539.20**	**1,734,191.80**	**27.40%**
	Expense Total:	**2,112,545.00**	**2,388,731.00**	**0.00**	**654,539.20**	**1,734,191.80**	**27.40%**
	Department: 422 - PUBLIC WORKS Total:	**2,112,545.00**	**2,388,731.00**	**0.00**	**654,539.20**	**1,734,191.80**	**27.40%**
	Fund: 305 - CALTRANS GRANTS FUND Surplus (Deficit):	**663,670.00**	**428,671.00**	**0.00**	**(342,472.98)**	**(771,143.98)**	**-79.89%**
Fund: 306 - SPECIAL REVENUE GRANTS FUND							
Department: 400 - REVENUES							
Revenue							
Category: 46 - GRANTS REVENUE							
306-400-46112	Permanent Local Housing Allocation...	0.00	423,959.00	0.00	423,959.00	0.00	100.00 %
306-400-46262	SJVAPCD Grant Revenue	0.00	0.00	0.00	60,000.00	60,000.00	0.00 %

		Original Total Budget	Current Total Budget	Period Activity	Fiscal Activity	Variance Favorable (Unfavorable)	Percent Used
306-400-46268	CIRA Grant Revenue	0.00	146,836.00	0.00	113,986.20	(32,849.80)	77.63 %
306-400-46273	ADU LEAP Grant Program Revenue	423,959.00	423,959.00	0.00	65,000.00	(358,959.00)	15.33 %
306-400-46274	Beverage Container Recycling Grant...	5,000.00	5,000.00	0.00	10,000.00	5,000.00	200.00 %
306-400-46275	Cal Recycle SB 1383 Local Asst. Gran..	75,000.00	75,000.00	0.00	75,000.00	0.00	100.00 %
	Category: 46 - GRANTS REVENUE Total:	**503,959.00**	**1,074,754.00**	**0.00**	**747,945.20**	**(326,808.80)**	**69.59%**
	Revenue Total:	**503,959.00**	**1,074,754.00**	**0.00**	**747,945.20**	**(326,808.80)**	**69.59%**
	Department: 400 - REVENUES Total:	**503,959.00**	**1,074,754.00**	**0.00**	**747,945.20**	**(326,808.80)**	**69.59%**
Department: 404 - COMMUNITY DEVELOPMENT							
Expense							
Category: 98 - CAPITAL EXPENDITURES							
306-404-98578	ADU LEAP Grant Expense	423,959.00	423,959.00	0.00	0.00	423,959.00	0.00 %
	Category: 98 - CAPITAL EXPENDITURES Total:	**423,959.00**	**423,959.00**	**0.00**	**0.00**	**423,959.00**	**0.00%**
	Expense Total:	**423,959.00**	**423,959.00**	**0.00**	**0.00**	**423,959.00**	**0.00%**
	Department: 404 - COMMUNITY DEVELOPMENT Total:	**423,959.00**	**423,959.00**	**0.00**	**0.00**	**423,959.00**	**0.00%**
Department: 405 - ADMINISTRATIVE SERVICES DEPT.							
Expense							
Category: 98 - CAPITAL EXPENDITURES							
306-405-98574	CIRA Grant Expense-AD	0.00	4,969.00	0.00	3,730.48	1,238.52	75.08 %
	Category: 98 - CAPITAL EXPENDITURES Total:	**0.00**	**4,969.00**	**0.00**	**3,730.48**	**1,238.52**	**75.08%**
	Expense Total:	**0.00**	**4,969.00**	**0.00**	**3,730.48**	**1,238.52**	**75.08%**
	Department: 405 - ADMINISTRATIVE SERVICES DEPT. Total:	**0.00**	**4,969.00**	**0.00**	**3,730.48**	**1,238.52**	**75.08%**
Department: 422 - PUBLIC WORKS							
Expense							
Category: 70 - MAINT. & OPERATIONS EXPENSE							
306-422-88106	Permanent Local Housing Allocation...	0.00	0.00	0.00	6,987.42	(6,987.42)	0.00 %
	Category: 70 - MAINT. & OPERATIONS EXPENSE Total:	**0.00**	**0.00**	**0.00**	**6,987.42**	**(6,987.42)**	**0.00%**
Category: 98 - CAPITAL EXPENDITURES							
306-422-98575	Centennial Park DPR Grant Expense	0.00	0.00	0.00	1,427.50	(1,427.50)	0.00 %
306-422-98576	Sandalwood Park DPR Grant Expense	0.00	0.00	0.00	1,427.50	(1,427.50)	0.00 %
	Category: 98 - CAPITAL EXPENDITURES Total:	**0.00**	**0.00**	**0.00**	**2,855.00**	**(2,855.00)**	**0.00%**
	Expense Total:	**0.00**	**0.00**	**0.00**	**9,842.42**	**(9,842.42)**	**0.00%**
	Department: 422 - PUBLIC WORKS Total:	**0.00**	**0.00**	**0.00**	**9,842.42**	**(9,842.42)**	**0.00%**
Department: 426 - GRANT FUNDING							
Expense							
Category: 46 - GRANTS REVENUE							
306-426-98580	Beverage Container Recycling Expe...	5,000.00	5,000.00	0.00	5,000.00	0.00	100.00 %
	Category: 46 - GRANTS REVENUE Total:	**5,000.00**	**5,000.00**	**0.00**	**5,000.00**	**0.00**	**100.00%**
Category: 99 - NON-OPERATING EXPENSES							
306-426-98582	Cal Recycle SB 1383 Local Asst. Gran..	0.00	0.00	0.00	546.07	(546.07)	0.00 %
	Category: 99 - NON-OPERATING EXPENSES Total:	**0.00**	**0.00**	**0.00**	**546.07**	**(546.07)**	**0.00%**
	Expense Total:	**5,000.00**	**5,000.00**	**0.00**	**5,546.07**	**(546.07)**	**110.92%**
	Department: 426 - GRANT FUNDING Total:	**5,000.00**	**5,000.00**	**0.00**	**5,546.07**	**(546.07)**	**110.92%**
Department: 432 - BLDGS & GROUNDS MAINTENANCE							
Expense							
Category: 98 - CAPITAL EXPENDITURES							
306-432-98574	CIRA Grant Expense-Bldg & Maint	0.00	86,518.00	0.00	22,704.00	63,814.00	26.24 %
	Category: 98 - CAPITAL EXPENDITURES Total:	**0.00**	**86,518.00**	**0.00**	**22,704.00**	**63,814.00**	**26.24%**
	Expense Total:	**0.00**	**86,518.00**	**0.00**	**22,704.00**	**63,814.00**	**26.24%**
	Department: 432 - BLDGS & GROUNDS MAINTENANCE Total:	**0.00**	**86,518.00**	**0.00**	**22,704.00**	**63,814.00**	**26.24%**
	Fund: 306 - SPECIAL REVENUE GRANTS FUND Surplus (Deficit):	**75,000.00**	**554,308.00**	**0.00**	**706,122.23**	**151,814.23**	**127.39%**

		Original Total Budget	Current Total Budget	Period Activity	Fiscal Activity	Variance Favorable (Unfavorable)	Percent Used
Fund: 307 - ARPA GRANT FUND							
Department: 900 - TRANSFERS TO OTHER FUNDS							
Expense							
Category: 70 - MAINT. & OPERATIONS EXPENSE							
307-900-94070	Operating Transfer Out	0.00	301,559.00	0.00	0.00	301,559.00	0.00 %
Category: 70 - MAINT. & OPERATIONS EXPENSE Total:		**0.00**	**301,559.00**	**0.00**	**0.00**	**301,559.00**	**0.00%**
Expense Total:		**0.00**	**301,559.00**	**0.00**	**0.00**	**301,559.00**	**0.00%**
Department: 900 - TRANSFERS TO OTHER FUNDS Total:		**0.00**	**301,559.00**	**0.00**	**0.00**	**301,559.00**	**0.00%**
Fund: 307 - ARPA GRANT FUND Total:		**0.00**	**301,559.00**	**0.00**	**0.00**	**301,559.00**	**0.00%**
Fund: 308 - AB179 TECH IMPROVEMENT							
Department: 400 - REVENUES							
Revenue							
Category: 46 - GRANTS REVENUE							
308-400-45221	AB 179 - Tech Improvement	0.00	0.00	0.00	(12,849.74)	(12,849.74)	0.00 %
Category: 46 - GRANTS REVENUE Total:		**0.00**	**0.00**	**0.00**	**(12,849.74)**	**(12,849.74)**	**0.00%**
Revenue Total:		**0.00**	**0.00**	**0.00**	**(12,849.74)**	**(12,849.74)**	**0.00%**
Department: 400 - REVENUES Total:		**0.00**	**0.00**	**0.00**	**(12,849.74)**	**(12,849.74)**	**0.00%**
Department: 413 - POLICE DEPARTMENT							
Expense							
Category: 98 - CAPITAL EXPENDITURES							
308-413-98040	Major Machinery & Equipment	16,844.00	16,844.00	0.00	0.00	16,844.00	0.00 %
Category: 98 - CAPITAL EXPENDITURES Total:		**16,844.00**	**16,844.00**	**0.00**	**0.00**	**16,844.00**	**0.00%**
Expense Total:		**16,844.00**	**16,844.00**	**0.00**	**0.00**	**16,844.00**	**0.00%**
Department: 413 - POLICE DEPARTMENT Total:		**16,844.00**	**16,844.00**	**0.00**	**0.00**	**16,844.00**	**0.00%**
Department: 416 - FIRE/EMS DEPARTMENT							
Expense							
Category: 98 - CAPITAL EXPENDITURES							
308-416-98040	Major Machinery & Equipment	15,525.00	15,525.00	0.00	39,252.67	(23,727.67)	252.84 %
Category: 98 - CAPITAL EXPENDITURES Total:		**15,525.00**	**15,525.00**	**0.00**	**39,252.67**	**(23,727.67)**	**252.84%**
Expense Total:		**15,525.00**	**15,525.00**	**0.00**	**39,252.67**	**(23,727.67)**	**252.84%**
Department: 416 - FIRE/EMS DEPARTMENT Total:		**15,525.00**	**15,525.00**	**0.00**	**39,252.67**	**(23,727.67)**	**252.84%**
Fund: 308 - AB179 TECH IMPROVEMENT Surplus (Deficit):		**(32,369.00)**	**(32,369.00)**	**0.00**	**(52,102.41)**	**(19,733.41)**	**160.96%**
Fund: 310 - AHSC PROGRAM							
Department: 400 - REVENUES							
Revenue							
Category: 46 - GRANTS REVENUE							
310-400-46110	AHSC Grant Revenue	500,000.00	500,000.00	0.00	0.00	(500,000.00)	0.00 %
Category: 46 - GRANTS REVENUE Total:		**500,000.00**	**500,000.00**	**0.00**	**0.00**	**(500,000.00)**	**0.00%**
Revenue Total:		**500,000.00**	**500,000.00**	**0.00**	**0.00**	**(500,000.00)**	**0.00%**
Department: 400 - REVENUES Total:		**500,000.00**	**500,000.00**	**0.00**	**0.00**	**(500,000.00)**	**0.00%**
Department: 422 - PUBLIC WORKS							
Expense							
Category: 98 - CAPITAL EXPENDITURES							
310-422-98581	AHSC Grant Expense	500,000.00	500,000.00	0.00	330,779.66	169,220.34	66.16 %
Category: 98 - CAPITAL EXPENDITURES Total:		**500,000.00**	**500,000.00**	**0.00**	**330,779.66**	**169,220.34**	**66.16%**
Expense Total:		**500,000.00**	**500,000.00**	**0.00**	**330,779.66**	**169,220.34**	**66.16%**
Department: 422 - PUBLIC WORKS Total:		**500,000.00**	**500,000.00**	**0.00**	**330,779.66**	**169,220.34**	**66.16%**
Fund: 310 - AHSC PROGRAM Surplus (Deficit):		**0.00**	**0.00**	**0.00**	**(330,779.66)**	**(330,779.66)**	**0.00%**

		Original Total Budget	Current Total Budget	Period Activity	Fiscal Activity	Variance Favorable (Unfavorable)	Percent Used
Fund: 501 - WATER ENTERPRISE FUND							
Department: 400 - REVENUES							
Revenue							
Category: 44 - USE OF PROPERTY & MONEY							
501-400-44010	Interest Earned	1,000.00	1,000.00	0.00	9,423.99	8,423.99	942.40 %
	Category: 44 - USE OF PROPERTY & MONEY Total:	**1,000.00**	**1,000.00**	**0.00**	**9,423.99**	**8,423.99**	**942.40%**
Category: 46 - GRANTS REVENUE							
501-400-46276	CDWR Urban Comm. Drought Relief...	1,145,000.00	1,145,000.00	0.00	437,060.72	(707,939.28)	38.17 %
	Category: 46 - GRANTS REVENUE Total:	**1,145,000.00**	**1,145,000.00**	**0.00**	**437,060.72**	**(707,939.28)**	**38.17%**
Category: 47 - CHARGES FOR SERVICES REVENUE							
501-400-46980	Late Fees	175,000.00	175,000.00	0.00	219,167.46	44,167.46	125.24 %
501-400-46990	UB Service Charges (i.e., NSF)	500.00	500.00	0.00	990.00	490.00	198.00 %
501-400-47100	Backflow Testing & Repair	0.00	300.00	0.00	300.00	0.00	100.00 %
501-400-51010	Treated Water Sales	5,843,000.00	5,843,000.00	0.00	6,023,910.44	180,910.44	103.10 %
501-400-51020	Untreated Water Sales Contract	1,738,000.00	1,738,000.00	0.00	984,743.03	(753,256.97)	56.66 %
501-400-51030	Installation Charges	1,000.00	1,000.00	0.00	2,098.70	1,098.70	209.87 %
501-400-51040	Account Service Charges	1,000.00	1,000.00	0.00	0.00	(1,000.00)	0.00 %
	Category: 47 - CHARGES FOR SERVICES REVENUE Total:	**7,758,500.00**	**7,758,800.00**	**0.00**	**7,231,209.63**	**(527,590.37)**	**93.20%**
Category: 48 - MISCELLANEOUS REVENUE							
501-400-46922	Use of 2021 Water Bond Proceeds	5,000,000.00	0.00	0.00	0.00	0.00	0.00 %
501-400-46925	Water Revenue Bond Reimbursem...	0.00	3,900,000.00	0.00	4,745,436.25	845,436.25	121.68 %
501-400-46926	2024 Solar Revenue Bond Reimburs...	0.00	1,500,000.00	0.00	0.00	(1,500,000.00)	0.00 %
501-400-48020	Gain/Loss on Disposal of Asset	0.00	0.00	0.00	3,992.33	3,992.33	0.00 %
501-400-48160	Miscellaneous Revenue	2,000.00	2,000.00	0.00	1,299.99	(700.01)	65.00 %
501-400-48170	Water Enterprise -Reimbursements...	0.00	0.00	0.00	8,038.69	8,038.69	0.00 %
	Category: 48 - MISCELLANEOUS REVENUE Total:	**5,002,000.00**	**5,402,000.00**	**0.00**	**4,758,767.26**	**(643,232.74)**	**88.09%**
Category: 49 - TRANSFERS FROM OTHER FUNDS							
501-400-48120	Operating Transfer In	0.00	301,559.00	0.00	0.00	(301,559.00)	0.00 %
	Category: 49 - TRANSFERS FROM OTHER FUNDS Total:	**0.00**	**301,559.00**	**0.00**	**0.00**	**(301,559.00)**	**0.00%**
Category: 51 - IMPACT FEES REVENUE							
501-400-51057	Water Dev. Impact Fees	10,000.00	10,000.00	0.00	2,977.58	(7,022.42)	29.78 %
	Category: 51 - IMPACT FEES REVENUE Total:	**10,000.00**	**10,000.00**	**0.00**	**2,977.58**	**(7,022.42)**	**29.78%**
	Revenue Total:	**13,916,500.00**	**14,618,359.00**	**0.00**	**12,439,439.18**	**(2,178,919.82)**	**85.09%**
	Department: 400 - REVENUES Total:	**13,916,500.00**	**14,618,359.00**	**0.00**	**12,439,439.18**	**(2,178,919.82)**	**85.09%**
Department: 406 - FINANCE							
Expense							
Category: 60 - PERSONNEL SERVICES EXPENSE							
501-406-60010	Salaries Regular	215,716.00	215,716.00	0.00	179,385.74	36,330.26	83.16 %
501-406-60020	Salaries Part Time	0.00	0.00	0.00	2,793.60	(2,793.60)	0.00 %
501-406-60030	Salaries Overtime	200.00	200.00	0.00	259.62	(59.62)	129.81 %
501-406-60050	Salaries Cash Outs	4,148.00	4,148.00	0.00	0.00	4,148.00	0.00 %
501-406-62000	Retirement CalPERS	19,818.00	19,818.00	0.00	16,254.07	3,563.93	82.02 %
501-406-62020	Medical/Life Insurance	43,320.00	43,320.00	0.00	37,283.55	6,036.45	86.07 %
501-406-62030	Social Security FICA	13,374.00	13,374.00	0.00	11,392.94	1,981.06	85.19 %
501-406-62040	Medicare Insurance	3,128.00	3,128.00	0.00	2,670.54	457.46	85.38 %
501-406-62050	Disability Income Insurance	2,373.00	2,373.00	0.00	489.01	1,883.99	20.61 %
501-406-62060	Deferred Comp. - 457 Retirement	7,893.00	7,893.00	0.00	3,220.78	4,672.22	40.81 %
501-406-62070	Workers' Comp. Insurance	13,706.00	13,706.00	0.00	10,853.90	2,852.10	79.19 %
501-406-62200	Retirement CalPERS UL	0.00	0.00	0.00	1,057.24	(1,057.24)	0.00 %
501-406-62210	Unemployment Claims	2,157.00	2,157.00	0.00	0.00	2,157.00	0.00 %
	Category: 60 - PERSONNEL SERVICES EXPENSE Total:	**325,833.00**	**325,833.00**	**0.00**	**265,660.99**	**60,172.01**	**81.53%**
Category: 70 - MAINT. & OPERATIONS EXPENSE							
501-406-70010	Office Supplies	3,114.00	3,114.00	0.00	1,357.35	1,756.65	43.59 %
501-406-70030	Postage & Freight Out	15,000.00	15,000.00	0.00	18,529.92	(3,529.92)	123.53 %
501-406-70040	Printing & Binding	15,000.00	15,000.00	0.00	10,526.29	4,473.71	70.18 %

		Original Total Budget	Current Total Budget	Period Activity	Fiscal Activity	Variance Favorable (Unfavorable)	Percent Used
501-406-70160	Gasoline & Diesel	2,500.00	2,500.00	0.00	1,167.52	1,332.48	46.70 %
501-406-72030	Telephone	3,700.00	3,700.00	0.00	1,511.98	2,188.02	40.86 %
501-406-84010	Office Equip. Repairs & Maint.	3,500.00	3,500.00	0.00	3,265.77	234.23	93.31 %
501-406-84012	Computer Equipment	2,757.00	2,757.00	0.00	1,684.70	1,072.30	61.11 %
501-406-86010	Training, Travel, & Conference	5,400.00	5,400.00	0.00	4,918.04	481.96	91.07 %
501-406-86030	Subs., Dues, & Publications	1,200.00	1,200.00	0.00	995.35	204.65	82.95 %
501-406-88010	City Attorney Fees	1,600.00	1,600.00	0.00	474.94	1,125.06	29.68 %
501-406-88030	Accounting/Auditing	38,644.00	38,644.00	0.00	14,369.85	24,274.15	37.19 %
501-406-88040	Computer Programming/Consult.	54,473.00	56,156.00	0.00	29,892.81	26,263.19	53.23 %
501-406-88060	Medical - General	160.00	160.00	0.00	0.00	160.00	0.00 %
501-406-88100	Professional Services	6,000.00	6,000.00	0.00	5,424.70	575.30	90.41 %
501-406-88101	Administrative Fees	0.00	0.00	0.00	2.30	(2.30)	0.00 %
501-406-89010	Personnel Advertising	40.00	40.00	0.00	0.00	40.00	0.00 %
501-406-89020	Interview Expenses	5.00	5.00	0.00	0.00	5.00	0.00 %
501-406-89040	Physical w/Drug & Alcohol Test	160.00	160.00	0.00	113.50	46.50	70.94 %
501-406-89070	Fingerprinting	30.00	30.00	0.00	25.60	4.40	85.33 %
501-406-90010	Liability & Property Insurance	12,000.00	12,000.00	0.00	11,810.11	189.89	98.42 %
501-406-92090	Taxes, Licenses, & Fees	105,000.00	163,301.00	0.00	193,526.02	(30,225.02)	118.51 %
501-406-94020	Bad Debt Expense	20,000.00	20,000.00	0.00	0.00	20,000.00	0.00 %
501-406-94030	Cash Short/Over	150.00	150.00	0.00	(19.02)	169.02	(12.68) %
	Category: 70 - MAINT. & OPERATIONS EXPENSE Total:	**290,433.00**	**350,417.00**	**0.00**	**299,577.73**	**50,839.27**	**85.49%**
Category: 98 - CAPITAL EXPENDITURES							
501-406-98030	Office Furniture & Equipment	0.00	0.00	0.00	470.30	(470.30)	0.00 %
	Category: 98 - CAPITAL EXPENDITURES Total:	**0.00**	**0.00**	**0.00**	**470.30**	**(470.30)**	**0.00%**
	Expense Total:	**616,266.00**	**676,250.00**	**0.00**	**565,709.02**	**110,540.98**	**83.65%**
	Department: 406 - FINANCE Total:	**616,266.00**	**676,250.00**	**0.00**	**565,709.02**	**110,540.98**	**83.65%**
Department: 503 - WATER PLANT OPERATIONS							
Expense							
Category: 60 - PERSONNEL SERVICES EXPENSE							
501-503-60010	Salaries Regular	488,672.00	488,672.00	0.00	413,263.80	75,408.20	84.57 %
501-503-60020	Salaries Part Time	82,018.00	82,018.00	0.00	47,607.86	34,410.14	58.05 %
501-503-60030	Salaries Overtime	52,300.00	52,300.00	0.00	53,168.77	(868.77)	101.66 %
501-503-60050	Salaries Cash Outs	9,398.00	9,398.00	0.00	0.00	9,398.00	0.00 %
501-503-62000	Retirement CalPERS	45,318.00	45,318.00	0.00	35,757.16	9,560.84	78.90 %
501-503-62020	Medical/Life Insurance	106,408.00	106,408.00	0.00	80,336.64	26,071.36	75.50 %
501-503-62030	Social Security FICA	35,383.00	35,383.00	0.00	31,187.72	4,195.28	88.14 %
501-503-62040	Medicare Insurance	8,275.00	8,275.00	0.00	7,363.04	911.96	88.98 %
501-503-62050	Disability Income Insurance	6,278.00	6,278.00	0.00	216.23	6,061.77	3.44 %
501-503-62060	Deferred Comp. - 457 Retirement	15,965.00	15,965.00	0.00	11,775.88	4,189.12	73.76 %
501-503-62070	Workers' Comp. Insurance	60,968.00	60,968.00	0.00	31,190.37	29,777.63	51.16 %
501-503-62080	Uniform Allowance	1,478.00	1,478.00	0.00	822.60	655.40	55.66 %
501-503-62200	Retirement CalPERS UL	0.00	0.00	0.00	1,555.30	(1,555.30)	0.00 %
501-503-62210	Unemployment Claims	4,887.00	4,887.00	0.00	1,333.00	3,554.00	27.28 %
	Category: 60 - PERSONNEL SERVICES EXPENSE Total:	**917,348.00**	**917,348.00**	**0.00**	**715,578.37**	**201,769.63**	**78.01%**
Category: 70 - MAINT. & OPERATIONS EXPENSE							
501-503-70001	Land Rental	0.00	14,000.00	0.00	14,000.00	0.00	100.00 %
501-503-70010	Office Supplies	500.00	500.00	0.00	674.23	(174.23)	134.85 %
501-503-70030	Postage & Freight Out	500.00	500.00	0.00	35.98	464.02	7.20 %
501-503-70040	Printing & Binding	500.00	500.00	0.00	0.00	500.00	0.00 %
501-503-70060	Small Tools & Equipment	2,000.00	2,000.00	0.00	1,373.07	626.93	68.65 %
501-503-70100	Uniforms	3,100.00	3,100.00	0.00	2,841.08	258.92	91.65 %
501-503-70140	Utility Parts & Supplies	12,000.00	12,000.00	0.00	10,459.89	1,540.11	87.17 %
501-503-70160	Gasoline & Diesel	20,000.00	20,000.00	0.00	14,243.71	5,756.29	71.22 %
501-503-70202	Lab Supplies	15,000.00	15,000.00	0.00	15,973.21	(973.21)	106.49 %
501-503-70210	Chemicals Ammonia	40,000.00	40,000.00	0.00	60,204.20	(20,204.20)	150.51 %
501-503-70211	Chemicals Carbon Dioxide	50,000.00	50,000.00	0.00	0.00	50,000.00	0.00 %
501-503-70220	Chemicals Zinc Ortho	65,000.00	65,000.00	0.00	59,031.70	5,968.30	90.82 %

		Original Total Budget	Current Total Budget	Period Activity	Fiscal Activity	Variance Favorable (Unfavorable)	Percent Used
501-503-70230	Chemicals Chlorine	25,000.00	25,000.00	0.00	23,862.56	1,137.44	95.45 %
501-503-70240	Chemicals Aluminate Sulfate	155,000.00	155,000.00	0.00	114,397.10	40,602.90	73.80 %
501-503-70270	Chemicals Polymers	12,000.00	12,000.00	0.00	9,204.00	2,796.00	76.70 %
501-503-70300	Chemicals Hypochlorite	13,000.00	86,000.00	0.00	55,307.57	30,692.43	64.31 %
501-503-70400	Chemicals Sodium Permanganate	80,000.00	80,000.00	0.00	74,033.77	5,966.23	92.54 %
501-503-72010	Water, Gas, Sanitation & Sewer	600.00	600.00	0.00	385.15	214.85	64.19 %
501-503-72020	Electric	1,000,000.00	1,000,000.00	0.00	835,075.48	164,924.52	83.51 %
501-503-72030	Telephone	6,500.00	6,500.00	0.00	5,140.25	1,359.75	79.08 %
501-503-80010	Water Purchases	1,496,000.00	1,496,000.00	0.00	1,916,452.18	(420,452.18)	128.11 %
501-503-82030	Equipment Rental	4,000.00	4,000.00	0.00	3,429.27	570.73	85.73 %
501-503-84010	Office Equip. Repairs & Maint.	1,500.00	1,500.00	0.00	561.99	938.01	37.47 %
501-503-84020	Major Equip. Repairs & Maint.	250,000.00	250,000.00	0.00	160,960.23	89,039.77	64.38 %
501-503-84030	Buildings Repairs & Maint.	50,000.00	50,000.00	0.00	44,234.62	5,765.38	88.47 %
501-503-84051	Grounds Chemicals & Maint.	7,500.00	7,500.00	0.00	2,396.35	5,103.65	31.95 %
501-503-84060	Vehicle Parts, Repairs & Maint.	4,000.00	4,000.00	0.00	2,467.73	1,532.27	61.69 %
501-503-84072	Safety Equip. Repairs & Maint.	4,000.00	4,000.00	0.00	2,261.16	1,738.84	56.53 %
501-503-86010	Training, Travel, & Conference	10,000.00	10,000.00	0.00	4,509.25	5,490.75	45.09 %
501-503-86030	Subs., Dues, & Publications	3,150.00	3,150.00	0.00	1,442.42	1,707.58	45.79 %
501-503-86032	Certifications, Renewals, Subs. & D...	2,000.00	2,000.00	0.00	1,610.19	389.81	80.51 %
501-503-88010	City Attorney Fees	7,000.00	7,000.00	0.00	6,480.23	519.77	92.57 %
501-503-88040	Computer Programming/Consult.	7,180.00	7,180.00	0.00	3,415.53	3,764.47	47.57 %
501-503-88060	Medical - General	0.00	0.00	0.00	973.76	(973.76)	0.00 %
501-503-88071	Westlands Coalinga Canal Maint.	373,000.00	373,000.00	0.00	0.00	373,000.00	0.00 %
501-503-88081	Outside Laboratory	14,000.00	14,000.00	0.00	16,542.63	(2,542.63)	118.16 %
501-503-88100	Professional Services	76,680.00	76,680.00	0.00	140,953.18	(64,273.18)	183.82 %
501-503-88101	Administrative Fees	100.00	100.00	0.00	118.74	(18.74)	118.74 %
501-503-89040	Physical w/Drug & Alcohol Test	100.00	100.00	0.00	0.00	100.00	0.00 %
501-503-89070	Fingerprinting	100.00	100.00	0.00	0.00	100.00	0.00 %
501-503-90010	Liability & Property Insurance	61,189.00	61,189.00	0.00	62,235.61	(1,046.61)	101.71 %
501-503-92090	Taxes, Licenses, & Fees	60,000.00	60,000.00	0.00	195,933.37	(135,933.37)	326.56 %
	Category: 70 - MAINT. & OPERATIONS EXPENSE Total:	**3,932,199.00**	**4,019,199.00**	**0.00**	**3,863,221.39**	**155,977.61**	**96.12%**
Category: 80 - DEBT SERVICE EXPENSE							
501-503-96062	2021B Revenue Bonds Principal	130,000.00	130,000.00	0.00	130,000.00	0.00	100.00 %
501-503-96063	2021B Revenue Bonds Interest	267,225.00	267,225.00	0.00	267,225.02	(0.02)	100.00 %
501-503-96064	2021A Wtr/WW Revenue Bonds Pri...	245,000.00	245,000.00	0.00	245,000.00	0.00	100.00 %
501-503-96065	2021A Wtr/WW Revenue Bonds Int...	233,501.00	233,501.00	0.00	232,300.04	1,200.96	99.49 %
501-503-96500	Fiscal Agent Fees	3,000.00	3,000.00	0.00	1,666.66	1,333.34	55.56 %
	Category: 80 - DEBT SERVICE EXPENSE Total:	**878,726.00**	**878,726.00**	**0.00**	**876,191.72**	**2,534.28**	**99.71%**
Category: 98 - CAPITAL EXPENDITURES							
501-503-98030	Office Furniture & Equipment	1,500.00	1,500.00	0.00	171.06	1,328.94	11.40 %
501-503-98040	Major Machinery & Equipment	50,000.00	50,000.00	0.00	24,269.57	25,730.43	48.54 %
501-503-98441	Water Revenue Bond Projects	5,000,000.00	5,000,000.00	0.00	3,736,169.67	1,263,830.33	74.72 %
501-503-98442	2024 Solar Revenue Bond Project	0.00	1,500,000.00	0.00	1,750,797.11	(250,797.11)	116.72 %
501-503-98471	CDWR Turf Replacement Program E...	145,000.00	145,000.00	0.00	74,868.93	70,131.07	51.63 %
	Category: 98 - CAPITAL EXPENDITURES Total:	**5,196,500.00**	**6,696,500.00**	**0.00**	**5,586,276.34**	**1,110,223.66**	**83.42%**
	Expense Total:	**10,924,773.00**	**12,511,773.00**	**0.00**	**11,041,267.82**	**1,470,505.18**	**88.25%**
	Department: 503 - WATER PLANT OPERATIONS Total:	**10,924,773.00**	**12,511,773.00**	**0.00**	**11,041,267.82**	**1,470,505.18**	**88.25%**
Department: 508 - WATER DISTRIBUTION							
Expense							
Category: 60 - PERSONNEL SERVICES EXPENSE							
501-508-60010	Salaries Regular	346,506.00	346,506.00	0.00	277,457.29	69,048.71	80.07 %
501-508-60030	Salaries Overtime	23,000.00	23,000.00	0.00	29,224.92	(6,224.92)	127.06 %
501-508-60050	Salaries Cash Outs	6,514.00	6,514.00	0.00	0.00	6,514.00	0.00 %
501-508-62000	Retirement CalPERS	32,173.00	32,173.00	0.00	24,693.78	7,479.22	76.75 %
501-508-62020	Medical/Life Insurance	120,595.00	120,595.00	0.00	72,900.00	47,695.00	60.45 %
501-508-62030	Social Security FICA	21,483.00	21,483.00	0.00	18,182.24	3,300.76	84.64 %
501-508-62040	Medicare Insurance	5,351.00	5,351.00	0.00	4,322.77	1,028.23	80.78 %

		Original Total Budget	Current Total Budget	Period Activity	Fiscal Activity	Variance Favorable (Unfavorable)	Percent Used
501-508-62050	Disability Income Insurance	3,812.00	3,812.00	0.00	133.39	3,678.61	3.50 %
501-508-62060	Deferred Comp. - 457 Retirement	11,483.00	11,483.00	0.00	2,764.66	8,718.34	24.08 %
501-508-62070	Workers' Comp. Insurance	35,000.00	35,000.00	0.00	23,116.64	11,883.36	66.05 %
501-508-62080	Uniform Allowance	1,044.00	1,044.00	0.00	789.93	254.07	75.66 %
501-508-62200	Retirement CalPERS UL	0.00	0.00	0.00	1,772.10	(1,772.10)	0.00 %
501-508-62210	Unemployment Claims	3,465.00	3,465.00	0.00	0.00	3,465.00	0.00 %
	Category: 60 - PERSONNEL SERVICES EXPENSE Total:	**610,426.00**	**610,426.00**	**0.00**	**455,357.72**	**155,068.28**	**74.60%**
Category: 70 - MAINT. & OPERATIONS EXPENSE							
501-508-70010	Office Supplies	500.00	500.00	0.00	500.22	(0.22)	100.04 %
501-508-70030	Postage & Freight Out	100.00	100.00	0.00	43.95	56.05	43.95 %
501-508-70040	Printing & Binding	25.00	25.00	0.00	0.00	25.00	0.00 %
501-508-70060	Small Tools & Equipment	5,000.00	5,000.00	0.00	5,998.52	(998.52)	119.97 %
501-508-70100	Uniforms	6,350.00	6,350.00	0.00	3,399.48	2,950.52	53.54 %
501-508-70101	Uniforms-Safety Equipment	2,000.00	2,000.00	0.00	1,926.30	73.70	96.32 %
501-508-70130	Street Materials	5,000.00	5,000.00	0.00	9,846.31	(4,846.31)	196.93 %
501-508-70140	Utility Parts & Supplies	100,000.00	100,000.00	0.00	51,825.67	48,174.33	51.83 %
501-508-70160	Gasoline & Diesel	20,000.00	20,000.00	0.00	13,479.77	6,520.23	67.40 %
501-508-72020	Electric	3,600.00	3,600.00	0.00	2,556.38	1,043.62	71.01 %
501-508-72030	Telephone	13,000.00	13,000.00	0.00	17,680.82	(4,680.82)	136.01 %
501-508-84010	Office Equip. Repairs & Maint.	500.00	500.00	0.00	141.50	358.50	28.30 %
501-508-84030	Buildings Repairs & Maint.	15,000.00	15,000.00	0.00	4,975.03	10,024.97	33.17 %
501-508-84060	Vehicle Parts, Repairs & Maint.	10,000.00	10,000.00	0.00	7,161.63	2,838.37	71.62 %
501-508-86010	Training, Travel, & Conference	8,000.00	8,000.00	0.00	6,323.91	1,676.09	79.05 %
501-508-86030	Subs., Dues, & Publications	3,150.00	3,150.00	0.00	5,343.14	(2,193.14)	169.62 %
501-508-88010	City Attorney Fees	1,500.00	1,500.00	0.00	0.00	1,500.00	0.00 %
501-508-88040	Computer Programming/Consult.	6,675.00	9,200.00	0.00	5,780.73	3,419.27	62.83 %
501-508-88060	Medical - General	500.00	500.00	0.00	647.21	(147.21)	129.44 %
501-508-88100	Professional Services	32,550.00	32,550.00	0.00	16,895.57	15,654.43	51.91 %
501-508-88101	Administrative Fees	100.00	100.00	0.00	22.73	77.27	22.73 %
501-508-88121	Geographic Information Systems	15,000.00	15,000.00	0.00	3,496.26	11,503.74	23.31 %
501-508-88130	Grant Writing/Application	10,000.00	10,000.00	0.00	12,458.42	(2,458.42)	124.58 %
501-508-89010	Personnel Advertising	100.00	100.00	0.00	0.00	100.00	0.00 %
501-508-89020	Interview Expenses	10.00	10.00	0.00	0.00	10.00	0.00 %
501-508-89040	Physical w/Drug & Alcohol Test	300.00	300.00	0.00	283.50	16.50	94.50 %
501-508-89070	Fingerprinting	60.00	60.00	0.00	32.00	28.00	53.33 %
501-508-90010	Liability & Property Insurance	47,391.00	47,391.00	0.00	47,177.83	213.17	99.55 %
501-508-92090	Taxes, Licenses, & Fees	5,000.00	5,000.00	0.00	0.00	5,000.00	0.00 %
	Category: 70 - MAINT. & OPERATIONS EXPENSE Total:	**311,411.00**	**313,936.00**	**0.00**	**217,996.88**	**95,939.12**	**69.44%**
Category: 98 - CAPITAL EXPENDITURES							
501-508-98030	Office Furniture & Equipment	5,000.00	5,000.00	0.00	411.87	4,588.13	8.24 %
501-508-98040	Major Machinery & Equipment	100,000.00	100,000.00	0.00	48,951.05	51,048.95	48.95 %
501-508-98054	Water Meters	35,000.00	35,000.00	0.00	2,349.44	32,650.56	6.71 %
501-508-98472	CDWR Advanced Metering Infrastru...	1,000,000.00	1,000,000.00	0.00	745,991.87	254,008.13	74.60 %
501-508-98907	Pleasant St Sewer Main Reconstruct...	0.00	77,650.00	0.00	59,678.01	17,971.99	76.86 %
	Category: 98 - CAPITAL EXPENDITURES Total:	**1,140,000.00**	**1,217,650.00**	**0.00**	**857,382.24**	**360,267.76**	**70.41%**
	Expense Total:	**2,061,837.00**	**2,142,012.00**	**0.00**	**1,530,736.84**	**611,275.16**	**71.46%**
	Department: 508 - WATER DISTRIBUTION Total:	**2,061,837.00**	**2,142,012.00**	**0.00**	**1,530,736.84**	**611,275.16**	**71.46%**
	Fund: 501 - WATER ENTERPRISE FUND Surplus (Deficit):	**313,624.00**	**(711,676.00)**	**0.00**	**(698,274.50)**	**13,401.50**	**98.12%**
Fund: 502 - GAS ENTERPRISE FUND							
Department: 400 - REVENUES							
Revenue							
Category: 44 - USE OF PROPERTY & MONEY							
502-400-44010	Interest Earned	4,000.00	4,000.00	0.00	589.84	(3,410.16)	14.75 %
	Category: 44 - USE OF PROPERTY & MONEY Total:	**4,000.00**	**4,000.00**	**0.00**	**589.84**	**(3,410.16)**	**14.75%**
Category: 47 - CHARGES FOR SERVICES REVENUE							
502-400-46980	Late Fees	0.00	0.00	0.00	47,490.43	47,490.43	0.00 %

		Original Total Budget	Current Total Budget	Period Activity	Fiscal Activity	Variance Favorable (Unfavorable)	Percent Used
502-400-46990	UB Service Charges (i.e., NSF)	0.00	10.00	0.00	102.50	92.50	1,025.00 %
502-400-52010	Natural Gas Sales	3,300,000.00	3,666,800.00	0.00	3,251,297.49	(415,502.51)	88.67 %
502-400-52020	Installation Charges	10,000.00	10,000.00	0.00	0.00	(10,000.00)	0.00 %
502-400-52030	Account Service Charges	300.00	300.00	0.00	0.00	(300.00)	0.00 %
	Category: 47 - CHARGES FOR SERVICES REVENUE Total:	**3,310,300.00**	**3,677,110.00**	**0.00**	**3,298,890.42**	**(378,219.58)**	**89.71%**
	Category: 48 - MISCELLANEOUS REVENUE						
502-400-48020	Gain/Loss on Disposal of Asset	0.00	0.00	0.00	1,942.33	1,942.33	0.00 %
	Category: 48 - MISCELLANEOUS REVENUE Total:	**0.00**	**0.00**	**0.00**	**1,942.33**	**1,942.33**	**0.00%**
	Revenue Total:	**3,314,300.00**	**3,681,110.00**	**0.00**	**3,301,422.59**	**(379,687.41)**	**89.69%**
	Department: 400 - REVENUES Total:	**3,314,300.00**	**3,681,110.00**	**0.00**	**3,301,422.59**	**(379,687.41)**	**89.69%**
Department: 406 - FINANCE							
Expense							
Category: 60 - PERSONNEL SERVICES EXPENSE							
502-406-60010	Salaries Regular	181,842.00	181,842.00	0.00	150,886.78	30,955.22	82.98 %
502-406-60020	Salaries Part Time	0.00	0.00	0.00	2,095.20	(2,095.20)	0.00 %
502-406-60030	Salaries Overtime	250.00	250.00	0.00	244.58	5.42	97.83 %
502-406-60050	Salaries Cash Outs	3,498.00	3,498.00	0.00	0.00	3,498.00	0.00 %
502-406-62000	Retirement CalPERS	16,938.00	16,938.00	0.00	13,667.54	3,270.46	80.69 %
502-406-62020	Medical/Life Insurance	35,406.00	35,406.00	0.00	31,322.98	4,083.02	88.47 %
502-406-62030	Social Security FICA	11,274.00	11,274.00	0.00	9,572.42	1,701.58	84.91 %
502-406-62040	Medicare Insurance	2,638.00	2,638.00	0.00	2,243.77	394.23	85.06 %
502-406-62050	Disability Income Insurance	2,000.00	2,000.00	0.00	407.19	1,592.81	20.36 %
502-406-62060	Deferred Comp. - 457 Retirement	6,635.00	6,635.00	0.00	2,691.06	3,943.94	40.56 %
502-406-62070	Workers' Comp. Insurance	15,632.00	15,632.00	0.00	9,153.59	6,478.41	58.56 %
502-406-62200	Retirement CalPERS UL	0.00	0.00	0.00	881.77	(881.77)	0.00 %
502-406-62210	Unemployment Claims	1,818.00	1,818.00	0.00	0.00	1,818.00	0.00 %
	Category: 60 - PERSONNEL SERVICES EXPENSE Total:	**277,931.00**	**277,931.00**	**0.00**	**223,166.88**	**54,764.12**	**80.30%**
Category: 70 - MAINT. & OPERATIONS EXPENSE							
502-406-70010	Office Supplies	2,638.00	2,638.00	0.00	1,190.10	1,447.90	45.11 %
502-406-70030	Postage & Freight Out	13,000.00	13,000.00	0.00	16,213.69	(3,213.69)	124.72 %
502-406-70040	Printing & Binding	10,000.00	10,000.00	0.00	9,210.50	789.50	92.11 %
502-406-70160	Gasoline & Diesel	1,600.00	1,600.00	0.00	1,021.59	578.41	63.85 %
502-406-72030	Telephone	3,500.00	3,500.00	0.00	1,320.55	2,179.45	37.73 %
502-406-84010	Office Equip. Repairs & Maint.	2,500.00	2,500.00	0.00	2,817.05	(317.05)	112.68 %
502-406-84012	Computer Equipment	2,167.00	2,167.00	0.00	1,347.75	819.25	62.19 %
502-406-86010	Training, Travel, & Conference	5,303.00	5,303.00	0.00	2,854.17	2,448.83	53.82 %
502-406-86030	Subs., Dues, & Publications	900.00	900.00	0.00	871.65	28.35	96.85 %
502-406-88010	City Attorney Fees	1,000.00	1,000.00	0.00	73.17	926.83	7.32 %
502-406-88030	Accounting/Auditing	32,969.00	32,969.00	0.00	11,785.50	21,183.50	35.75 %
502-406-88040	Computer Programming/Consult.	53,297.00	53,297.00	0.00	25,709.19	27,587.81	48.24 %
502-406-88060	Medical - General	100.00	100.00	0.00	0.00	100.00	0.00 %
502-406-88100	Professional Services	4,000.00	4,000.00	0.00	317.39	3,682.61	7.93 %
502-406-88101	Administrative Fees	0.00	0.00	0.00	2.18	(2.18)	0.00 %
502-406-89010	Personnel Advertising	30.00	30.00	0.00	0.00	30.00	0.00 %
502-406-89020	Interview Expenses	5.00	5.00	0.00	0.00	5.00	0.00 %
502-406-89040	Physical w/Drug & Alcohol Test	120.00	120.00	0.00	92.25	27.75	76.88 %
502-406-89070	Fingerprinting	25.00	25.00	0.00	20.80	4.20	83.20 %
502-406-90010	Liability & Property Insurance	10,000.00	10,000.00	0.00	9,957.59	42.41	99.58 %
502-406-92090	Taxes, Licenses, & Fees	83,300.00	132,970.00	0.00	169,335.26	(36,365.26)	127.35 %
502-406-94020	Bad Debt Expense	20,000.00	20,000.00	0.00	0.00	20,000.00	0.00 %
502-406-94030	Cash Short/Over	100.00	100.00	0.00	0.00	100.00	0.00 %
	Category: 70 - MAINT. & OPERATIONS EXPENSE Total:	**246,554.00**	**296,224.00**	**0.00**	**254,140.38**	**42,083.62**	**85.79%**

		Original Total Budget	Current Total Budget	Period Activity	Fiscal Activity	Variance Favorable (Unfavorable)	Percent Used
Category: 98 - CAPITAL EXPENDITURES							
502-406-98030	Office Furniture & Equipment	0.00	0.00	0.00	411.52	(411.52)	0.00 %
	Category: 98 - CAPITAL EXPENDITURES Total:	**0.00**	**0.00**	**0.00**	**411.52**	**(411.52)**	**0.00%**
	Expense Total:	**524,485.00**	**574,155.00**	**0.00**	**477,718.78**	**96,436.22**	**83.20%**
	Department: 406 - FINANCE Total:	**524,485.00**	**574,155.00**	**0.00**	**477,718.78**	**96,436.22**	**83.20%**
Department: 510 - GAS OPERATIONS							
Expense							
Category: 60 - PERSONNEL SERVICES EXPENSE							
502-510-60010	Salaries Regular	405,855.00	405,855.00	0.00	309,028.32	96,826.68	76.14 %
502-510-60030	Salaries Overtime	22,000.00	22,000.00	0.00	27,979.94	(5,979.94)	127.18 %
502-510-60050	Salaries Cash Outs	7,805.00	7,805.00	0.00	0.00	7,805.00	0.00 %
502-510-62000	Retirement CalPERS	38,934.00	38,934.00	0.00	28,314.10	10,619.90	72.72 %
502-510-62020	Medical/Life Insurance	132,788.00	132,788.00	0.00	75,703.17	57,084.83	57.01 %
502-510-62030	Social Security FICA	25,164.00	25,164.00	0.00	20,152.76	5,011.24	80.09 %
502-510-62040	Medicare Insurance	6,426.00	6,426.00	0.00	4,783.88	1,642.12	74.45 %
502-510-62050	Disability Income Insurance	4,465.00	4,465.00	0.00	315.18	4,149.82	7.06 %
502-510-62060	Deferred Comp. - 457 Retirement	13,977.00	13,977.00	0.00	4,394.43	9,582.57	31.44 %
502-510-62070	Workers' Comp. Insurance	40,124.00	40,124.00	0.00	26,058.16	14,065.84	64.94 %
502-510-62080	Uniform Allowance	1,042.00	1,042.00	0.00	789.89	252.11	75.81 %
502-510-62200	Retirement CalPERS UL	0.00	0.00	0.00	2,174.08	(2,174.08)	0.00 %
502-510-62210	Unemployment Claims	4,060.00	4,060.00	0.00	0.00	4,060.00	0.00 %
	Category: 60 - PERSONNEL SERVICES EXPENSE Total:	**702,640.00**	**702,640.00**	**0.00**	**499,693.91**	**202,946.09**	**71.12%**
Category: 70 - MAINT. & OPERATIONS EXPENSE							
502-510-70010	Office Supplies	300.00	300.00	0.00	500.22	(200.22)	166.74 %
502-510-70030	Postage & Freight Out	150.00	150.00	0.00	105.39	44.61	70.26 %
502-510-70040	Printing & Binding	50.00	50.00	0.00	0.00	50.00	0.00 %
502-510-70060	Small Tools & Equipment	5,000.00	5,000.00	0.00	2,322.71	2,677.29	46.45 %
502-510-70100	Uniforms	3,196.00	3,196.00	0.00	3,399.20	(203.20)	106.36 %
502-510-70101	Uniforms-Safety Equipment	3,000.00	3,000.00	0.00	3,030.06	(30.06)	101.00 %
502-510-70130	Street Materials	2,000.00	2,000.00	0.00	2,789.84	(789.84)	139.49 %
502-510-70140	Utility Parts & Supplies	7,500.00	7,500.00	0.00	5,106.08	2,393.92	68.08 %
502-510-70160	Gasoline & Diesel	15,000.00	15,000.00	0.00	13,076.44	1,923.56	87.18 %
502-510-70440	Miscellaneous Supplies	1,200.00	1,200.00	0.00	1,546.49	(346.49)	128.87 %
502-510-72020	Electric	14,000.00	14,000.00	0.00	9,475.29	4,524.71	67.68 %
502-510-72030	Telephone	7,000.00	7,000.00	0.00	3,014.76	3,985.24	43.07 %
502-510-80020	PG&E Wholesale Transportation	912,000.00	912,000.00	0.00	1,028,162.10	(116,162.10)	112.74 %
502-510-80030	Gas Purchases for Resale	1,400,000.00	1,400,000.00	0.00	857,000.83	542,999.17	61.21 %
502-510-80100	Gas Assistance Program	5,000.00	5,000.00	0.00	2,212.72	2,787.28	44.25 %
502-510-84010	Office Equip. Repairs & Maint.	1,000.00	1,000.00	0.00	429.20	570.80	42.92 %
502-510-84030	Buildings Repairs & Maint.	15,000.00	15,000.00	0.00	4,692.18	10,307.82	31.28 %
502-510-84060	Vehicle Parts, Repairs & Maint.	10,000.00	10,000.00	0.00	7,051.17	2,948.83	70.51 %
502-510-86010	Training, Travel, & Conference	5,300.00	5,300.00	0.00	3,693.22	1,606.78	69.68 %
502-510-86030	Subs., Dues, & Publications	7,400.00	7,400.00	0.00	9,829.31	(2,429.31)	132.83 %
502-510-88010	City Attorney Fees	2,000.00	2,000.00	0.00	0.00	2,000.00	0.00 %
502-510-88040	Computer Programming/Consult.	10,084.00	14,292.00	0.00	10,785.80	3,506.20	75.47 %
502-510-88060	Medical - General	500.00	500.00	0.00	711.16	(211.16)	142.23 %
502-510-88100	Professional Services	77,550.00	77,550.00	0.00	63,993.70	13,556.30	82.52 %
502-510-88101	Administrative Fees	100.00	100.00	0.00	51.01	48.99	51.01 %
502-510-88121	Geographic Information Systems	15,000.00	15,000.00	0.00	3,496.25	11,503.75	23.31 %
502-510-88130	Grant Writing/Application	15,000.00	15,000.00	0.00	24,638.30	(9,638.30)	164.26 %
502-510-89040	Physical w/Drug & Alcohol Test	500.00	500.00	0.00	283.50	216.50	56.70 %
502-510-89070	Fingerprinting	60.00	60.00	0.00	64.00	(4.00)	106.67 %
502-510-90010	Liability & Property Insurance	26,890.00	26,890.00	0.00	25,538.70	1,351.30	94.97 %
502-510-92090	Taxes, Licenses, & Fees	4,000.00	4,000.00	0.00	0.00	4,000.00	0.00 %
	Category: 70 - MAINT. & OPERATIONS EXPENSE Total:	**2,565,780.00**	**2,569,988.00**	**0.00**	**2,086,999.63**	**482,988.37**	**81.21%**
Category: 98 - CAPITAL EXPENDITURES							
502-510-98030	Office Furniture & Equipment	10,000.00	10,000.00	0.00	310.15	9,689.85	3.10 %

		Original Total Budget	Current Total Budget	Period Activity	Fiscal Activity	Variance Favorable (Unfavorable)	Percent Used
502-510-98040	Major Machinery & Equipment	100,000.00	100,000.00	0.00	43,984.63	56,015.37	43.98 %
502-510-98061	Anode Bed Rectifier Replacement	200,000.00	300,000.00	0.00	0.00	300,000.00	0.00 %
502-510-98071	Gas Meter Purchases	50,000.00	50,000.00	0.00	18,506.21	31,493.79	37.01 %
	Category: 98 - CAPITAL EXPENDITURES Total:	**360,000.00**	**460,000.00**	**0.00**	**62,800.99**	**397,199.01**	**13.65%**
	Expense Total:	**3,628,420.00**	**3,732,628.00**	**0.00**	**2,649,494.53**	**1,083,133.47**	**70.98%**
	Department: 510 - GAS OPERATIONS Total:	**3,628,420.00**	**3,732,628.00**	**0.00**	**2,649,494.53**	**1,083,133.47**	**70.98%**
	Fund: 502 - GAS ENTERPRISE FUND Surplus (Deficit):	**(838,605.00)**	**(625,673.00)**	**0.00**	**174,209.28**	**799,882.28**	**-27.84%**
Fund: 503 - SEWER ENTEPRISE FUND							
Department: 400 - REVENUES							
Revenue							
Category: 44 - USE OF PROPERTY & MONEY							
503-400-44010	Interest Earned	5,000.00	5,000.00	0.00	9,838.02	4,838.02	196.76 %
503-400-44020	Land Rentals	25,000.00	25,000.00	0.00	11,350.00	(13,650.00)	45.40 %
	Category: 44 - USE OF PROPERTY & MONEY Total:	**30,000.00**	**30,000.00**	**0.00**	**21,188.02**	**(8,811.98)**	**70.63%**
Category: 46 - GRANTS REVENUE							
503-400-46277	Clean Water State Revolving Fund (...	0.00	11,160.00	0.00	16,900.00	5,740.00	151.43 %
	Category: 46 - GRANTS REVENUE Total:	**0.00**	**11,160.00**	**0.00**	**16,900.00**	**5,740.00**	**151.43%**
Category: 47 - CHARGES FOR SERVICES REVENUE							
503-400-46980	Late Fees	0.00	29,994.00	0.00	25,504.79	(4,489.21)	85.03 %
503-400-46990	UB Service Charges (i.e., NSF)	0.00	10.00	0.00	90.00	80.00	900.00 %
503-400-53010	Sewer Service	1,700,000.00	1,700,000.00	0.00	1,751,832.73	51,832.73	103.05 %
503-400-53020	Sewer Connection Fees	2,000.00	2,000.00	0.00	0.00	(2,000.00)	0.00 %
503-400-53050	Sewer Dev. Impact Fees	0.00	844.00	0.00	6,557.36	5,713.36	776.94 %
	Category: 47 - CHARGES FOR SERVICES REVENUE Total:	**1,702,000.00**	**1,732,848.00**	**0.00**	**1,783,984.88**	**51,136.88**	**102.95%**
Category: 48 - MISCELLANEOUS REVENUE							
503-400-46926	2024 Solar Revenue Bond Reimburs...	0.00	951,500.00	0.00	0.00	(951,500.00)	0.00 %
503-400-48020	Gain/Loss on Disposal of Asset	0.00	0.00	0.00	1,563.34	1,563.34	0.00 %
503-400-48170	Sewer Enterprise Reimbursements...	0.00	0.00	0.00	134,648.06	134,648.06	0.00 %
	Category: 48 - MISCELLANEOUS REVENUE Total:	**0.00**	**951,500.00**	**0.00**	**136,211.40**	**(815,288.60)**	**14.32%**
	Revenue Total:	**1,732,000.00**	**2,725,508.00**	**0.00**	**1,958,284.30**	**(767,223.70)**	**71.85%**
	Department: 400 - REVENUES Total:	**1,732,000.00**	**2,725,508.00**	**0.00**	**1,958,284.30**	**(767,223.70)**	**71.85%**
Department: 406 - FINANCE							
Expense							
Category: 60 - PERSONNEL SERVICES EXPENSE							
503-406-60010	Salaries Regular	132,689.00	132,689.00	0.00	112,177.56	20,511.44	84.54 %
503-406-60020	Salaries Part Time	0.00	0.00	0.00	1,955.52	(1,955.52)	0.00 %
503-406-60030	Salaries Overtime	150.00	150.00	0.00	178.52	(28.52)	119.01 %
503-406-60050	Salaries Cash Outs	2,552.00	2,552.00	0.00	0.00	2,552.00	0.00 %
503-406-62000	Retirement CalPERS	12,299.00	12,299.00	0.00	10,169.00	2,130.00	82.68 %
503-406-62020	Medical/Life Insurance	25,220.00	25,220.00	0.00	23,287.17	1,932.83	92.34 %
503-406-62030	Social Security FICA	8,227.00	8,227.00	0.00	7,124.96	1,102.04	86.60 %
503-406-62040	Medicare Insurance	1,925.00	1,925.00	0.00	1,669.64	255.36	86.73 %
503-406-62050	Disability Income Insurance	1,461.00	1,461.00	0.00	309.03	1,151.97	21.15 %
503-406-62060	Deferred Comp. - 457 Retirement	4,872.00	4,872.00	0.00	2,031.52	2,840.48	41.70 %
503-406-62070	Workers' Comp. Insurance	11,202.00	11,202.00	0.00	6,677.70	4,524.30	59.61 %
503-406-62200	Retirement CalPERS UL	0.00	0.00	0.00	668.74	(668.74)	0.00 %
503-406-62210	Unemployment Claims	1,328.00	1,328.00	0.00	0.00	1,328.00	0.00 %
	Category: 60 - PERSONNEL SERVICES EXPENSE Total:	**201,925.00**	**201,925.00**	**0.00**	**166,249.36**	**35,675.64**	**82.33%**
Category: 70 - MAINT. & OPERATIONS EXPENSE							
503-406-70010	Office Supplies	1,877.00	1,877.00	0.00	686.92	1,190.08	36.60 %
503-406-70030	Postage & Freight Out	8,000.00	8,000.00	0.00	10,654.70	(2,654.70)	133.18 %
503-406-70040	Printing & Binding	7,000.00	7,000.00	0.00	6,052.62	947.38	86.47 %
503-406-70160	Gasoline & Diesel	1,000.00	1,000.00	0.00	671.32	328.68	67.13 %
503-406-72030	Telephone	1,500.00	1,500.00	0.00	783.91	716.09	52.26 %
503-406-84010	Office Equip. Repairs & Maint.	1,500.00	1,500.00	0.00	1,623.79	(123.79)	108.25 %

		Original Total Budget	Current Total Budget	Period Activity	Fiscal Activity	Variance Favorable (Unfavorable)	Percent Used
503-406-84012	Computer Equipment	1,398.00	1,398.00	0.00	954.65	443.35	68.29 %
503-406-86010	Training, Travel, & Conference	3,274.00	3,274.00	0.00	2,052.69	1,221.31	62.70 %
503-406-86030	Subs., Dues, & Publications	700.00	700.00	0.00	589.96	110.04	84.28 %
503-406-88010	City Attorney Fees	1,000.00	1,000.00	0.00	34.13	965.87	3.41 %
503-406-88030	Accounting/Auditing	25,056.00	25,056.00	0.00	9,640.98	15,415.02	38.48 %
503-406-88040	Computer Programming/Consult.	50,304.00	50,304.00	0.00	25,884.65	24,419.35	51.46 %
503-406-88060	Medical - General	80.00	80.00	0.00	0.00	80.00	0.00 %
503-406-88100	Professional Services	3,000.00	3,000.00	0.00	828.81	2,171.19	27.63 %
503-406-88101	Administrative Fees	0.00	0.00	0.00	1.60	(1.60)	0.00 %
503-406-89010	Personnel Advertising	20.00	20.00	0.00	0.00	20.00	0.00 %
503-406-89020	Interview Expenses	5.00	5.00	0.00	0.00	5.00	0.00 %
503-406-89040	Physical w/Drug & Alcohol Test	80.00	80.00	0.00	73.75	6.25	92.19 %
503-406-89070	Fingerprinting	15.00	15.00	0.00	16.64	(1.64)	110.93 %
503-406-90010	Liability & Property Insurance	7,500.00	7,500.00	0.00	7,263.00	237.00	96.84 %
503-406-92090	Taxes, Licenses, & Fees	52,700.00	97,273.00	0.00	111,277.46	(14,004.46)	114.40 %
503-406-94020	Bad Debt Expense	12,000.00	12,000.00	0.00	0.00	12,000.00	0.00 %
503-406-94030	Cash Short/Over	20.00	20.00	0.00	0.00	20.00	0.00 %
	Category: 70 - MAINT. & OPERATIONS EXPENSE Total:	**178,029.00**	**222,602.00**	**0.00**	**179,091.58**	**43,510.42**	**80.45%**
Category: 98 - CAPITAL EXPENDITURES							
503-406-98030	Office Furniture & Equipment	0.00	0.00	0.00	270.42	(270.42)	0.00 %
	Category: 98 - CAPITAL EXPENDITURES Total:	**0.00**	**0.00**	**0.00**	**270.42**	**(270.42)**	**0.00%**
	Expense Total:	**379,954.00**	**424,527.00**	**0.00**	**345,611.36**	**78,915.64**	**81.41%**
	Department: 406 - FINANCE Total:	**379,954.00**	**424,527.00**	**0.00**	**345,611.36**	**78,915.64**	**81.41%**
Department: 520 - SEWER TREATMENT PLANT							
Expense							
Category: 60 - PERSONNEL SERVICES EXPENSE							
503-520-60010	Salaries Regular	205,161.00	205,161.00	0.00	128,902.66	76,258.34	62.83 %
503-520-60030	Salaries Overtime	10,000.00	10,000.00	0.00	5,100.85	4,899.15	51.01 %
503-520-60050	Salaries Cash Outs	3,945.00	3,945.00	0.00	0.00	3,945.00	0.00 %
503-520-62000	Retirement CalPERS	20,219.00	20,219.00	0.00	12,138.96	8,080.04	60.04 %
503-520-62020	Medical/Life Insurance	34,781.00	34,781.00	0.00	18,839.08	15,941.92	54.16 %
503-520-62030	Social Security FICA	12,720.00	12,720.00	0.00	7,946.36	4,773.64	62.47 %
503-520-62040	Medicare Insurance	3,440.00	3,440.00	0.00	1,929.10	1,510.90	56.08 %
503-520-62050	Disability Income Insurance	2,258.00	2,258.00	0.00	300.91	1,957.09	13.33 %
503-520-62060	Deferred Comp. - 457 Retirement	7,708.00	7,708.00	0.00	2,991.23	4,716.77	38.81 %
503-520-62070	Workers' Comp. Insurance	20,195.00	20,195.00	0.00	10,806.65	9,388.35	53.51 %
503-520-62081	Safety Boot Allowance	508.00	508.00	0.00	60.00	448.00	11.81 %
503-520-62200	Retirement CalPERS UL	0.00	0.00	0.00	754.43	(754.43)	0.00 %
503-520-62210	Unemployment Claims	2,053.00	2,053.00	0.00	0.00	2,053.00	0.00 %
	Category: 60 - PERSONNEL SERVICES EXPENSE Total:	**322,988.00**	**322,988.00**	**0.00**	**189,770.23**	**133,217.77**	**58.75%**
Category: 70 - MAINT. & OPERATIONS EXPENSE							
503-520-70010	Office Supplies	1,000.00	1,000.00	0.00	956.86	43.14	95.69 %
503-520-70030	Postage & Freight Out	250.00	250.00	0.00	20.72	229.28	8.29 %
503-520-70040	Printing & Binding	250.00	250.00	0.00	0.00	250.00	0.00 %
503-520-70060	Small Tools & Equipment	1,000.00	1,000.00	0.00	0.00	1,000.00	0.00 %
503-520-70100	Uniforms	2,700.00	2,700.00	0.00	802.71	1,897.29	29.73 %
503-520-70140	Utility Parts & Supplies	10,000.00	10,000.00	0.00	7,449.21	2,550.79	74.49 %
503-520-70150	Vehicle Parts & Supplies	1,500.00	1,500.00	0.00	0.00	1,500.00	0.00 %
503-520-70160	Gasoline & Diesel	4,000.00	4,000.00	0.00	3,281.77	718.23	82.04 %
503-520-72010	Water, Gas, Sanitation & Sewer	30,000.00	30,000.00	0.00	10,358.68	19,641.32	34.53 %
503-520-72020	Electric	210,000.00	210,000.00	0.00	183,745.36	26,254.64	87.50 %
503-520-72030	Telephone	2,500.00	2,500.00	0.00	644.19	1,855.81	25.77 %
503-520-82030	Equipment Rental	2,000.00	2,000.00	0.00	198.00	1,802.00	9.90 %
503-520-84010	Office Equip. Repairs & Maint.	1,000.00	1,000.00	0.00	581.11	418.89	58.11 %
503-520-84020	Major Equip. Repairs & Maint.	50,000.00	50,000.00	0.00	48,625.08	1,374.92	97.25 %
503-520-84030	Buildings Repairs & Maint.	1,000.00	1,000.00	0.00	2,249.70	(1,249.70)	224.97 %
503-520-84051	Grounds Chemicals & Maint.	5,000.00	5,000.00	0.00	0.00	5,000.00	0.00 %

		Original Total Budget	Current Total Budget	Period Activity	Fiscal Activity	Variance Favorable (Unfavorable)	Percent Used
503-520-84060	Vehicle Parts, Repairs & Maint.	3,000.00	3,000.00	0.00	1,338.88	1,661.12	44.63 %
503-520-84073	Safety Equipment	1,000.00	1,000.00	0.00	744.13	255.87	74.41 %
503-520-86010	Training, Travel, & Conference	8,000.00	8,000.00	0.00	4,062.61	3,937.39	50.78 %
503-520-86030	Subs., Dues, & Publications	2,900.00	2,900.00	0.00	2,628.16	271.84	90.63 %
503-520-86033	Certifications, Renewals & Tests	1,000.00	1,000.00	0.00	82.57	917.43	8.26 %
503-520-88010	City Attorney Fees	1,000.00	1,000.00	0.00	723.34	276.66	72.33 %
503-520-88040	Computer Programming/Consult.	5,380.00	7,905.00	0.00	6,610.09	1,294.91	83.62 %
503-520-88060	Medical - General	700.00	700.00	0.00	70.00	630.00	10.00 %
503-520-88080	Laboratory	10,000.00	10,000.00	0.00	8,040.87	1,959.13	80.41 %
503-520-88100	Professional Services	20,240.00	20,240.00	0.00	13,543.66	6,696.34	66.92 %
503-520-88101	Administrative Fees	100.00	100.00	0.00	24.15	75.85	24.15 %
503-520-88113	Sludge Removal Contract	30,000.00	119,481.00	0.00	35,184.58	84,296.42	29.45 %
503-520-88130	Grant Writing/Application	10,000.00	10,000.00	0.00	0.00	10,000.00	0.00 %
503-520-89040	Physical w/Drug & Alcohol Test	300.00	300.00	0.00	0.00	300.00	0.00 %
503-520-89070	Fingerprinting	50.00	50.00	0.00	0.00	50.00	0.00 %
503-520-90010	Liability & Property Insurance	27,254.00	27,254.00	0.00	26,785.55	468.45	98.28 %
503-520-92090	Taxes, Licenses, & Fees	30,000.00	37,770.00	0.00	32,570.38	5,199.62	86.23 %
	Category: 70 - MAINT. & OPERATIONS EXPENSE Total:	**473,124.00**	**572,900.00**	**0.00**	**391,322.36**	**181,577.64**	**68.31%**
Category: 80 - DEBT SERVICE EXPENSE							
503-520-96064	2021A Wtr/WW Revenue Bonds Pri...	70,000.00	70,000.00	0.00	70,000.00	0.00	100.00 %
503-520-96065	2021A Wtr/WW Revenue Bonds Int...	33,156.00	33,156.00	0.00	65,388.73	(32,232.73)	197.22 %
503-520-96500	Fiscal Agent Fees	0.00	0.00	0.00	833.34	(833.34)	0.00 %
	Category: 80 - DEBT SERVICE EXPENSE Total:	**103,156.00**	**103,156.00**	**0.00**	**136,222.07**	**(33,066.07)**	**132.05%**
Category: 98 - CAPITAL EXPENDITURES							
503-520-98442	2024 Solar Revenue Bond Project- ...	0.00	951,500.00	0.00	749,202.89	202,297.11	78.74 %
503-520-98991	WWTP Automation & Security Upgr...	100,000.00	100,000.00	0.00	0.00	100,000.00	0.00 %
	Category: 98 - CAPITAL EXPENDITURES Total:	**100,000.00**	**1,051,500.00**	**0.00**	**749,202.89**	**302,297.11**	**71.25%**
	Expense Total:	**999,268.00**	**2,050,544.00**	**0.00**	**1,466,517.55**	**584,026.45**	**71.52%**
	Department: 520 - SEWER TREATMENT PLANT Total:	**999,268.00**	**2,050,544.00**	**0.00**	**1,466,517.55**	**584,026.45**	**71.52%**
Department: 521 - SEWER COLLECTION							
Expense							
Category: 60 - PERSONNEL SERVICES EXPENSE							
503-521-60010	Salaries Regular	156,701.00	156,701.00	0.00	128,097.34	28,603.66	81.75 %
503-521-60030	Salaries Overtime	5,169.00	5,169.00	0.00	9,046.11	(3,877.11)	175.01 %
503-521-60050	Salaries Cash Outs	3,013.00	3,013.00	0.00	0.00	3,013.00	0.00 %
503-521-62000	Retirement CalPERS	15,460.00	15,460.00	0.00	11,500.91	3,959.09	74.39 %
503-521-62020	Medical/Life Insurance	33,852.00	33,852.00	0.00	29,800.66	4,051.34	88.03 %
503-521-62030	Social Security FICA	9,716.00	9,716.00	0.00	7,950.17	1,765.83	81.83 %
503-521-62040	Medicare Insurance	2,739.00	2,739.00	0.00	1,930.61	808.39	70.49 %
503-521-62050	Disability Income Insurance	1,724.00	1,724.00	0.00	300.91	1,423.09	17.45 %
503-521-62060	Deferred Comp. - 457 Retirement	6,255.00	6,255.00	0.00	2,427.11	3,827.89	38.80 %
503-521-62070	Workers' Comp. Insurance	13,940.00	13,940.00	0.00	9,274.97	4,665.03	66.53 %
503-521-62080	Uniform Allowance	316.00	316.00	0.00	184.03	131.97	58.24 %
503-521-62200	Retirement CalPERS UL	0.00	0.00	0.00	714.23	(714.23)	0.00 %
503-521-62210	Unemployment Claims	1,567.00	1,567.00	0.00	0.00	1,567.00	0.00 %
	Category: 60 - PERSONNEL SERVICES EXPENSE Total:	**250,452.00**	**250,452.00**	**0.00**	**201,227.05**	**49,224.95**	**80.35%**
Category: 70 - MAINT. & OPERATIONS EXPENSE							
503-521-70010	Office Supplies	200.00	200.00	0.00	421.55	(221.55)	210.78 %
503-521-70030	Postage & Freight Out	50.00	50.00	0.00	0.00	50.00	0.00 %
503-521-70040	Printing & Binding	50.00	50.00	0.00	0.00	50.00	0.00 %
503-521-70100	Uniforms	3,196.00	3,196.00	0.00	2,908.69	287.31	91.01 %
503-521-70101	Uniforms-Safety Equipment	3,500.00	3,500.00	0.00	1,971.97	1,528.03	56.34 %
503-521-70130	Street Materials	3,000.00	3,000.00	0.00	1,992.60	1,007.40	66.42 %
503-521-70140	Utility Parts & Supplies	4,500.00	4,500.00	0.00	2,202.27	2,297.73	48.94 %
503-521-70160	Gasoline & Diesel	15,000.00	15,000.00	0.00	13,276.32	1,723.68	88.51 %
503-521-70440	Miscellaneous Supplies	1,500.00	1,500.00	0.00	2,170.06	(670.06)	144.67 %

		Original Total Budget	Current Total Budget	Period Activity	Fiscal Activity	Variance Favorable (Unfavorable)	Percent Used
503-521-72010	Water, Gas, Sanitation & Sewer	2,500.00	2,500.00	0.00	2,113.28	386.72	84.53 %
503-521-72020	Electric	12,500.00	12,500.00	0.00	8,674.46	3,825.54	69.40 %
503-521-72030	Telephone	5,000.00	5,000.00	0.00	1,277.78	3,722.22	25.56 %
503-521-84010	Office Equip. Repairs & Maint.	1,000.00	1,000.00	0.00	59.95	940.05	6.00 %
503-521-84020	Major Equip. Repairs & Maint.	40,000.00	40,000.00	0.00	2,678.52	37,321.48	6.70 %
503-521-84030	Buildings Repairs & Maint.	15,000.00	15,000.00	0.00	5,201.25	9,798.75	34.68 %
503-521-84060	Vehicle Parts, Repairs & Maint.	15,000.00	15,000.00	0.00	6,828.41	8,171.59	45.52 %
503-521-86010	Training, Travel, & Conference	8,000.00	8,000.00	0.00	976.64	7,023.36	12.21 %
503-521-86030	Subs., Dues, & Publications	4,100.00	4,100.00	0.00	3,178.40	921.60	77.52 %
503-521-88010	City Attorney Fees	1,000.00	1,000.00	0.00	0.00	1,000.00	0.00 %
503-521-88040	Computer Programming/Consult.	9,175.00	10,858.00	0.00	6,552.99	4,305.01	60.35 %
503-521-88060	Medical - General	100.00	100.00	0.00	213.42	(113.42)	213.42 %
503-521-88100	Professional Services	12,550.00	12,550.00	0.00	35,010.24	(22,460.24)	278.97 %
503-521-88101	Administrative Fees	100.00	100.00	0.00	23.81	76.19	23.81 %
503-521-88121	Geographic Information Systems	15,000.00	15,000.00	0.00	3,496.24	11,503.76	23.31 %
503-521-88130	Grant Writing/Application	10,000.00	10,000.00	0.00	12,458.28	(2,458.28)	124.58 %
503-521-89040	Physical w/Drug & Alcohol Test	150.00	150.00	0.00	31.50	118.50	21.00 %
503-521-89070	Fingerprinting	15.00	15.00	0.00	0.00	15.00	0.00 %
503-521-90010	Liability & Property Insurance	24,365.00	24,365.00	0.00	23,881.98	483.02	98.02 %
503-521-92090	Taxes, Licenses, & Fees	1,200.00	1,200.00	0.00	3,945.00	(2,745.00)	328.75 %
	Category: 70 - MAINT. & OPERATIONS EXPENSE Total:	**207,751.00**	**209,434.00**	**0.00**	**141,545.61**	**67,888.39**	**67.58%**
	Category: 98 - CAPITAL EXPENDITURES						
503-521-98040	Major Machinery & Equipment	100,000.00	100,000.00	0.00	41,502.01	58,497.99	41.50 %
503-521-98904	Clean Water State Revolving Fund ...	0.00	0.00	0.00	10,740.00	(10,740.00)	0.00 %
503-521-98907	Pleasant St Sewer Main Reconstruct...	0.00	1,063,143.00	0.00	999,606.67	63,536.33	94.02 %
503-521-98908	Grant St Alley Sewer Line Replacem...	0.00	293,936.00	0.00	389,965.45	(96,029.45)	132.67 %
	Category: 98 - CAPITAL EXPENDITURES Total:	**100,000.00**	**1,457,079.00**	**0.00**	**1,441,814.13**	**15,264.87**	**98.95%**
	Expense Total:	**558,203.00**	**1,916,965.00**	**0.00**	**1,784,586.79**	**132,378.21**	**93.09%**
	Department: 521 - SEWER COLLECTION Total:	**558,203.00**	**1,916,965.00**	**0.00**	**1,784,586.79**	**132,378.21**	**93.09%**
	Fund: 503 - SEWER ENTEPRISE FUND Surplus (Deficit):	**(205,425.00)**	**(1,666,528.00)**	**0.00**	**(1,638,431.40)**	**28,096.60**	**98.31%**
	Fund: 504 - SANITATION ENTERPRISE FUND						
	Department: 400 - REVENUES						
	Revenue						
	Category: 44 - USE OF PROPERTY & MONEY						
504-400-44010	Interest Earned	5.00	5.00	0.00	572.92	567.92	11,458.40 %
	Category: 44 - USE OF PROPERTY & MONEY Total:	**5.00**	**5.00**	**0.00**	**572.92**	**567.92**	**11,458.40%**
	Category: 47 - CHARGES FOR SERVICES REVENUE						
504-400-46980	Late Fees	20,000.00	20,000.00	0.00	45,647.18	25,647.18	228.24 %
504-400-46990	UB Service Charges (i.e., NSF)	0.00	20.00	0.00	192.50	172.50	962.50 %
504-400-54010	Refuse Collection Service	2,400,000.00	2,400,000.00	0.00	2,823,124.35	423,124.35	117.63 %
504-400-54020	State Highway Maintenance Fees	14,915.00	14,915.00	0.00	11,187.00	(3,728.00)	75.01 %
504-400-54070	Street Sweeping Charge	122,000.00	122,000.00	0.00	120,213.22	(1,786.78)	98.54 %
	Category: 47 - CHARGES FOR SERVICES REVENUE Total:	**2,556,915.00**	**2,556,935.00**	**0.00**	**3,000,364.25**	**443,429.25**	**117.34%**
	Category: 48 - MISCELLANEOUS REVENUE						
504-400-48170	Reimbursements & Refunds	0.00	14,544.00	0.00	24,082.57	9,538.57	165.58 %
	Category: 48 - MISCELLANEOUS REVENUE Total:	**0.00**	**14,544.00**	**0.00**	**24,082.57**	**9,538.57**	**165.58%**
	Revenue Total:	**2,556,920.00**	**2,571,484.00**	**0.00**	**3,025,019.74**	**453,535.74**	**117.64%**
	Department: 400 - REVENUES Total:	**2,556,920.00**	**2,571,484.00**	**0.00**	**3,025,019.74**	**453,535.74**	**117.64%**
	Department: 406 - FINANCE						
	Expense						
	Category: 60 - PERSONNEL SERVICES EXPENSE						
504-406-60010	Salaries Regular	10,152.00	10,152.00	0.00	7,986.06	2,165.94	78.66 %
504-406-60020	Salaries Part Time	0.00	0.00	0.00	139.68	(139.68)	0.00 %
504-406-60030	Salaries Overtime	100.00	100.00	0.00	25.70	74.30	25.70 %
504-406-60050	Salaries Cash Outs	195.00	195.00	0.00	0.00	195.00	0.00 %

		Original Total Budget	Current Total Budget	Period Activity	Fiscal Activity	Variance Favorable (Unfavorable)	Percent Used
504-406-62000	Retirement CalPERS	1,017.00	1,017.00	0.00	704.61	312.39	69.28 %
504-406-62020	Medical/Life Insurance	1,617.00	1,617.00	0.00	1,842.40	(225.40)	113.94 %
504-406-62030	Social Security FICA	629.00	629.00	0.00	499.81	129.19	79.46 %
504-406-62040	Medicare Insurance	147.00	147.00	0.00	118.40	28.60	80.54 %
504-406-62050	Disability Income Insurance	112.00	112.00	0.00	17.19	94.81	15.35 %
504-406-62060	Deferred Comp. - 457 Retirement	368.00	368.00	0.00	117.85	250.15	32.02 %
504-406-62070	Workers' Comp. Insurance	1,218.00	1,218.00	0.00	515.23	702.77	42.30 %
504-406-62200	Retirement CalPERS UL	0.00	0.00	0.00	37.10	(37.10)	0.00 %
504-406-62210	Unemployment Claims	102.00	102.00	0.00	0.00	102.00	0.00 %
	Category: 60 - PERSONNEL SERVICES EXPENSE Total:	**15,657.00**	**15,657.00**	**0.00**	**12,004.03**	**3,652.97**	**76.67%**
Category: 70 - MAINT. & OPERATIONS EXPENSE							
504-406-70010	Office Supplies	150.00	150.00	0.00	67.90	82.10	45.27 %
504-406-70030	Postage & Freight Out	1,000.00	1,000.00	0.00	926.54	73.46	92.65 %
504-406-70040	Printing & Binding	1,000.00	1,000.00	0.00	526.18	473.82	52.62 %
504-406-70160	Gasoline & Diesel	150.00	150.00	0.00	58.37	91.63	38.91 %
504-406-72030	Telephone	500.00	500.00	0.00	75.08	424.92	15.02 %
504-406-84010	Office Equip. Repairs & Maint.	300.00	300.00	0.00	168.76	131.24	56.25 %
504-406-84012	Computer Equipment	539.00	539.00	0.00	56.15	482.85	10.42 %
504-406-86010	Training, Travel, & Conference	175.00	175.00	0.00	113.44	61.56	64.82 %
504-406-86030	Subs., Dues, & Publications	60.00	60.00	0.00	45.56	14.44	75.93 %
504-406-88010	City Attorney Fees	100.00	100.00	0.00	43.85	56.15	43.85 %
504-406-88030	Accounting/Auditing	1,900.00	1,900.00	0.00	460.17	1,439.83	24.22 %
504-406-88040	Computer Programming/Consult.	7,672.00	8,233.00	0.00	4,418.26	3,814.74	53.67 %
504-406-88060	Medical - General	40.00	40.00	0.00	0.00	40.00	0.00 %
504-406-88100	Professional Services	1,000.00	1,000.00	0.00	36.80	963.20	3.68 %
504-406-88101	Administrative Fees	0.00	0.00	0.00	0.20	(0.20)	0.00 %
504-406-89010	Personnel Advertising	10.00	10.00	0.00	0.00	10.00	0.00 %
504-406-89020	Interview Expenses	5.00	5.00	0.00	0.00	5.00	0.00 %
504-406-89040	Physical w/Drug & Alcohol Test	40.00	40.00	0.00	4.25	35.75	10.63 %
504-406-89070	Fingerprinting	10.00	10.00	0.00	0.96	9.04	9.60 %
504-406-90010	Liability & Property Insurance	550.00	550.00	0.00	565.90	(15.90)	102.89 %
504-406-92090	Taxes, Licenses, & Fees	2,700.00	2,700.00	0.00	9,676.27	(6,976.27)	358.38 %
504-406-94020	Bad Debt Expense	20,000.00	20,000.00	0.00	0.00	20,000.00	0.00 %
504-406-94030	Cash Short/Over	10.00	10.00	0.00	0.00	10.00	0.00 %
	Category: 70 - MAINT. & OPERATIONS EXPENSE Total:	**37,911.00**	**38,472.00**	**0.00**	**17,244.64**	**21,227.36**	**44.82%**
Category: 98 - CAPITAL EXPENDITURES							
504-406-98030	Office Furniture & Equipment	0.00	0.00	0.00	23.52	(23.52)	0.00 %
	Category: 98 - CAPITAL EXPENDITURES Total:	**0.00**	**0.00**	**0.00**	**23.52**	**(23.52)**	**0.00%**
	Expense Total:	**53,568.00**	**54,129.00**	**0.00**	**29,272.19**	**24,856.81**	**54.08%**
	Department: 406 - FINANCE Total:	**53,568.00**	**54,129.00**	**0.00**	**29,272.19**	**24,856.81**	**54.08%**
Department: 530 - SANITATION FRANCHISE OPERATION							
Expense							
Category: 70 - MAINT. & OPERATIONS EXPENSE							
504-530-88170	Mid Valley Sanitation Services	2,300,000.00	2,300,000.00	0.00	2,581,311.25	(281,311.25)	112.23 %
	Category: 70 - MAINT. & OPERATIONS EXPENSE Total:	**2,300,000.00**	**2,300,000.00**	**0.00**	**2,581,311.25**	**(281,311.25)**	**112.23%**
	Expense Total:	**2,300,000.00**	**2,300,000.00**	**0.00**	**2,581,311.25**	**(281,311.25)**	**112.23%**
	Department: 530 - SANITATION FRANCHISE OPERATION Total:	**2,300,000.00**	**2,300,000.00**	**0.00**	**2,581,311.25**	**(281,311.25)**	**112.23%**
Department: 535 - STREET SWEEPING OPERATIONS							
Expense							
Category: 60 - PERSONNEL SERVICES EXPENSE							
504-535-60010	Salaries Regular	49,972.00	49,972.00	0.00	44,634.32	5,337.68	89.32 %
504-535-60030	Salaries Overtime	3,000.00	3,000.00	0.00	70.73	2,929.27	2.36 %
504-535-60050	Salaries Cash Outs	961.00	961.00	0.00	0.00	961.00	0.00 %
504-535-62000	Retirement CalPERS	3,973.00	3,973.00	0.00	3,541.48	431.52	89.14 %
504-535-62020	Medical/Life Insurance	13,704.00	13,704.00	0.00	570.72	13,133.28	4.16 %
504-535-62030	Social Security FICA	3,099.00	3,099.00	0.00	2,743.50	355.50	88.53 %

		Original Total Budget	Current Total Budget	Period Activity	Fiscal Activity	Variance Favorable (Unfavorable)	Percent Used
504-535-62040	Medicare Insurance	725.00	725.00	0.00	641.72	83.28	88.51 %
504-535-62050	Disability Income Insurance	550.00	550.00	0.00	0.00	550.00	0.00 %
504-535-62060	Deferred Comp. - 457 Retirement	1,499.00	1,499.00	0.00	29.88	1,469.12	1.99 %
504-535-62070	Workers' Comp. Insurance	5,997.00	5,997.00	0.00	2,660.06	3,336.94	44.36 %
504-535-62080	Uniform Allowance	200.00	200.00	0.00	159.26	40.74	79.63 %
504-535-62200	Retirement CalPERS UL	0.00	0.00	0.00	67.10	(67.10)	0.00 %
504-535-62210	Unemployment Claims	3,996.00	3,996.00	0.00	0.00	3,996.00	0.00 %
	Category: 60 - PERSONNEL SERVICES EXPENSE Total:	**87,676.00**	**87,676.00**	**0.00**	**55,118.77**	**32,557.23**	**62.87%**
	Category: 70 - MAINT. & OPERATIONS EXPENSE						
504-535-70010	Office Supplies	50.00	50.00	0.00	5.61	44.39	11.22 %
504-535-70100	Uniforms	1,111.00	1,111.00	0.00	997.87	113.13	89.82 %
504-535-70160	Gasoline & Diesel	20,000.00	20,000.00	0.00	14,759.99	5,240.01	73.80 %
504-535-72030	Telephone	50.00	50.00	0.00	0.00	50.00	0.00 %
504-535-84010	Office Equip. Repairs & Maint.	50.00	50.00	0.00	0.00	50.00	0.00 %
504-535-84060	Vehicle Parts, Repairs & Maint.	20,000.00	20,000.00	0.00	15,951.41	4,048.59	79.76 %
504-535-86030	Subs., Dues, & Publications	100.00	100.00	0.00	25.80	74.20	25.80 %
504-535-88040	Computer Programming/Consult.	1,594.00	1,594.00	0.00	1,001.29	592.71	62.82 %
504-535-88060	Medical - General	0.00	100.00	0.00	100.00	0.00	100.00 %
504-535-88100	Professional Services	1,000.00	1,000.00	0.00	449.79	550.21	44.98 %
504-535-88101	Administrative Fees	0.00	0.00	0.00	1.60	(1.60)	0.00 %
504-535-90010	Liability & Property Insurance	3,500.00	16,450.00	0.00	2,888.04	13,561.96	17.56 %
	Category: 70 - MAINT. & OPERATIONS EXPENSE Total:	**47,455.00**	**60,505.00**	**0.00**	**36,181.40**	**24,323.60**	**59.80%**
	Expense Total:	**135,131.00**	**148,181.00**	**0.00**	**91,300.17**	**56,880.83**	**61.61%**
	Department: 535 - STREET SWEEPING OPERATIONS Total:	**135,131.00**	**148,181.00**	**0.00**	**91,300.17**	**56,880.83**	**61.61%**
	Fund: 504 - SANITATION ENTERPRISE FUND Surplus (Deficit):	**68,221.00**	**69,174.00**	**0.00**	**323,136.13**	**253,962.13**	**467.14%**
Fund: 815 - LOW/MOD HOUSING ASSET FUND							
Department: 400 - REVENUES							
Revenue							
Category: 44 - USE OF PROPERTY & MONEY							
815-400-44010	Interest Earned	1,272.00	1,272.00	0.00	5,336.50	4,064.50	419.54 %
	Category: 44 - USE OF PROPERTY & MONEY Total:	**1,272.00**	**1,272.00**	**0.00**	**5,336.50**	**4,064.50**	**419.54%**
Category: 48 - MISCELLANEOUS REVENUE							
815-400-48061	Housing Asset Fund Program Income	4,800.00	4,800.00	0.00	4,001.00	(799.00)	83.35 %
	Category: 48 - MISCELLANEOUS REVENUE Total:	**4,800.00**	**4,800.00**	**0.00**	**4,001.00**	**(799.00)**	**83.35%**
	Revenue Total:	**6,072.00**	**6,072.00**	**0.00**	**9,337.50**	**3,265.50**	**153.78%**
	Department: 400 - REVENUES Total:	**6,072.00**	**6,072.00**	**0.00**	**9,337.50**	**3,265.50**	**153.78%**
Department: 609 - LOW/MOD. OPERATIONS							
Expense							
Category: 70 - MAINT. & OPERATIONS EXPENSE							
815-609-88100	Professional Services	25,000.00	25,000.00	0.00	15,783.34	9,216.66	63.13 %
	Category: 70 - MAINT. & OPERATIONS EXPENSE Total:	**25,000.00**	**25,000.00**	**0.00**	**15,783.34**	**9,216.66**	**63.13%**
	Expense Total:	**25,000.00**	**25,000.00**	**0.00**	**15,783.34**	**9,216.66**	**63.13%**
	Department: 609 - LOW/MOD. OPERATIONS Total:	**25,000.00**	**25,000.00**	**0.00**	**15,783.34**	**9,216.66**	**63.13%**
	Fund: 815 - LOW/MOD HOUSING ASSET FUND Surplus (Deficit):	**(18,928.00)**	**(18,928.00)**	**0.00**	**(6,445.84)**	**12,482.16**	**34.05%**
Fund: 820 - RORF-REDEV OBLIG RETIREMENT FUND (RDA)							
Department: 400 - REVENUES							
Revenue							
Category: 40 - TAX REVENUE							
820-400-40100	RPTTF-Redev Property Tax Trust-RO...	658,893.00	658,893.00	0.00	664,299.00	5,406.00	100.82 %
	Category: 40 - TAX REVENUE Total:	**658,893.00**	**658,893.00**	**0.00**	**664,299.00**	**5,406.00**	**100.82%**
Category: 44 - USE OF PROPERTY & MONEY							
820-400-44010	Interest Earned	5,000.00	5,000.00	0.00	3,714.39	(1,285.61)	74.29 %

		Original Total Budget	Current Total Budget	Period Activity	Fiscal Activity	Variance Favorable (Unfavorable)	Percent Used
820-400-48140	Kit Sang Laan Principal	11,000.00	11,000.00	0.00	9,952.56	(1,047.44)	90.48 %
	Category: 44 - USE OF PROPERTY & MONEY Total:	**16,000.00**	**16,000.00**	**0.00**	**13,666.95**	**(2,333.05)**	**85.42%**
	Revenue Total:	**674,893.00**	**674,893.00**	**0.00**	**677,965.95**	**3,072.95**	**100.46%**
	Department: 400 - REVENUES Total:	**674,893.00**	**674,893.00**	**0.00**	**677,965.95**	**3,072.95**	**100.46%**
Department: 610 - SUCCESSOR AGENCY-RDA							
Expense							
Category: 60 - PERSONNEL SERVICES EXPENSE							
820-610-60010	Salaries Regular	52,264.00	52,264.00	0.00	56,076.67	(3,812.67)	107.30 %
820-610-60030	Salaries Overtime	0.00	0.00	0.00	20.21	(20.21)	0.00 %
820-610-60050	Salaries Cash Outs	1,097.00	1,097.00	0.00	0.00	1,097.00	0.00 %
820-610-62000	Retirement CalPERS	5,668.00	5,668.00	0.00	5,667.28	0.72	99.99 %
820-610-62020	Medical/Life Insurance	14,107.00	14,107.00	0.00	11,535.85	2,571.15	81.77 %
820-610-62030	Social Security FICA	3,244.00	3,244.00	0.00	3,166.88	77.12	97.62 %
820-610-62040	Medicare Insurance	758.00	758.00	0.00	773.97	(15.97)	102.11 %
820-610-62050	Disability Income Insurance	570.00	570.00	0.00	189.09	380.91	33.17 %
820-610-62060	Deferred Comp. - 457 Retirement	2,139.00	2,139.00	0.00	1,825.93	313.07	85.36 %
820-610-62070	Workers' Comp. Insurance	6,272.00	6,272.00	0.00	2,631.85	3,640.15	41.96 %
820-610-62200	Retirement CalPERS UL	0.00	0.00	0.00	576.78	(576.78)	0.00 %
820-610-62210	Unemployment Claims	523.00	523.00	0.00	0.00	523.00	0.00 %
	Category: 60 - PERSONNEL SERVICES EXPENSE Total:	**86,642.00**	**86,642.00**	**0.00**	**82,464.51**	**4,177.49**	**95.18%**
Category: 70 - MAINT. & OPERATIONS EXPENSE							
820-610-70010	Office Supplies	100.00	100.00	0.00	7.78	92.22	7.78 %
820-610-72030	Telephone	100.00	100.00	0.00	29.54	70.46	29.54 %
820-610-84010	Office Equip. Repairs & Maint.	40.00	40.00	0.00	18.23	21.77	45.58 %
820-610-84012	Computer Equipment	128.00	128.00	0.00	56.14	71.86	43.86 %
820-610-86010	Training, Travel, & Conference	678.00	678.00	0.00	377.72	300.28	55.71 %
820-610-86030	Subs., Dues, & Publications	130.00	130.00	0.00	50.39	79.61	38.76 %
820-610-88010	City Attorney Fees	2,000.00	2,000.00	0.00	0.00	2,000.00	0.00 %
820-610-88030	Accounting/Auditing	12,000.00	12,000.00	0.00	2,537.10	9,462.90	21.14 %
820-610-88040	Computer Programming/Consult.	3,494.00	3,494.00	0.00	2,566.24	927.76	73.45 %
820-610-88060	Medical - General	125.00	125.00	0.00	0.00	125.00	0.00 %
820-610-88100	Professional Services	16,000.00	16,000.00	0.00	14,534.37	1,465.63	90.84 %
820-610-88101	Administrative Fees	50.00	50.00	0.00	22.47	27.53	44.94 %
820-610-89010	Personnel Advertising	30.00	30.00	0.00	0.00	30.00	0.00 %
820-610-89020	Interview Expenses	5.00	5.00	0.00	0.00	5.00	0.00 %
820-610-89040	Physical w/Drug & Alcohol Test	120.00	120.00	0.00	14.25	105.75	11.88 %
820-610-89070	Fingerprinting	20.00	20.00	0.00	3.20	16.80	16.00 %
820-610-90010	Liability & Property Insurance	3,500.00	3,500.00	0.00	3,008.98	491.02	85.97 %
820-610-92080	Miscellaneous Expense	2,000.00	2,000.00	0.00	0.00	2,000.00	0.00 %
820-610-92090	Taxes, Licenses, & Fees	100.00	100.00	0.00	0.00	100.00	0.00 %
820-610-96512	Continuing Disclosure Fees	7,500.00	7,500.00	0.00	4,985.88	2,514.12	66.48 %
	Category: 70 - MAINT. & OPERATIONS EXPENSE Total:	**48,120.00**	**48,120.00**	**0.00**	**28,212.29**	**19,907.71**	**58.63%**
Category: 80 - DEBT SERVICE EXPENSE							
820-610-96060	2018 Tax Alloc Refunding Bond (TA...	520,000.00	520,000.00	0.00	520,000.00	0.00	100.00 %
820-610-96061	2018 Tax Alloc Refunding Bond (TA...	22,635.00	22,635.00	0.00	21,926.64	708.36	96.87 %
820-610-96500	Fiscal Agent Fees	9,000.00	9,000.00	0.00	7,900.00	1,100.00	87.78 %
	Category: 80 - DEBT SERVICE EXPENSE Total:	**551,635.00**	**551,635.00**	**0.00**	**549,826.64**	**1,808.36**	**99.67%**
Category: 98 - CAPITAL EXPENDITURES							
820-610-98011	Land Purchase	0.00	0.00	0.00	(48.00)	48.00	0.00 %
	Category: 98 - CAPITAL EXPENDITURES Total:	**0.00**	**0.00**	**0.00**	**(48.00)**	**48.00**	**0.00%**
	Expense Total:	**686,397.00**	**686,397.00**	**0.00**	**660,455.44**	**25,941.56**	**96.22%**
	Department: 610 - SUCCESSOR AGENCY-RDA Total:	**686,397.00**	**686,397.00**	**0.00**	**660,455.44**	**25,941.56**	**96.22%**

		Original Total Budget	Current Total Budget	Period Activity	Fiscal Activity	Variance Favorable (Unfavorable)	Percent Used
Department: 820 - 2000 TAX ALLOCATION BOND ACCRETED INTEREST							
Expense							
Category: 80 - DEBT SERVICE EXPENSE							
820-820-96210	2000 Tax Allocation Bond Accreted ...	162,480.00	162,480.00	0.00	0.00	162,480.00	0.00 %
	Category: 80 - DEBT SERVICE EXPENSE Total:	**162,480.00**	**162,480.00**	**0.00**	**0.00**	**162,480.00**	**0.00%**
	Expense Total:	**162,480.00**	**162,480.00**	**0.00**	**0.00**	**162,480.00**	**0.00%**
Department: 820 - 2000 TAX ALLOCATION BOND ACCRETED INTERE...		**162,480.00**	**162,480.00**	**0.00**	**0.00**	**162,480.00**	**0.00%**
Fund: 820 - RORF-REDEV OBLIG RETIREMENT FUND (RDA) Surplus (...		**(173,984.00)**	**(173,984.00)**	**0.00**	**17,510.51**	**191,494.51**	**-10.06%**
Fund: 851 - EDA COMMUNITY BLDG RENTALS							
Department: 400 - REVENUES							
Revenue							
Category: 44 - USE OF PROPERTY & MONEY							
851-400-44010	Interest Earned	52.00	52.00	0.00	169.42	117.42	325.81 %
	Category: 44 - USE OF PROPERTY & MONEY Total:	**52.00**	**52.00**	**0.00**	**169.42**	**117.42**	**325.81%**
	Revenue Total:	**52.00**	**52.00**	**0.00**	**169.42**	**117.42**	**325.81%**
	Department: 400 - REVENUES Total:	**52.00**	**52.00**	**0.00**	**169.42**	**117.42**	**325.81%**
	Fund: 851 - EDA COMMUNITY BLDG RENTALS Total:	**52.00**	**52.00**	**0.00**	**169.42**	**117.42**	**325.81%**
Fund: 852 - EDA REVOLVING FUND							
Department: 400 - REVENUES							
Revenue							
Category: 44 - USE OF PROPERTY & MONEY							
852-400-44010	Interest Earned	62.00	62.00	0.00	200.39	138.39	323.21 %
	Category: 44 - USE OF PROPERTY & MONEY Total:	**62.00**	**62.00**	**0.00**	**200.39**	**138.39**	**323.21%**
	Revenue Total:	**62.00**	**62.00**	**0.00**	**200.39**	**138.39**	**323.21%**
	Department: 400 - REVENUES Total:	**62.00**	**62.00**	**0.00**	**200.39**	**138.39**	**323.21%**
	Fund: 852 - EDA REVOLVING FUND Total:	**62.00**	**62.00**	**0.00**	**200.39**	**138.39**	**323.21%**
	Report Surplus (Deficit):	**(5,953,102.00)**	**(8,664,074.00)**	**0.00**	**(378,203.56)**	**8,285,870.44**	**4.37%**

Fund Summary

Fund	Original Total Budget	Current Total Budget	Period Activity	Fiscal Activity	Variance Favorable (Unfavorable)
100 - GENERAL FUND RESERVE FU	(2,676,320.00)	(2,676,320.00)	0.00	(2,657,532.50)	18,787.50
101 - GENERAL FUND	0.00	31,674.00	0.00	3,009,656.22	2,977,982.22
102 - PD EVIDENCE FUND	0.00	600.00	0.00	377.49	(222.51)
103 - PD FED FORFEITURE FUND	0.00	20.00	0.00	18.33	(1.67)
104 - SCHOLARSHIP FUND	(900.00)	(900.00)	0.00	168.44	1,068.44
105 - COPS GRANT FUND	(113,841.00)	(95,857.00)	0.00	(5,185.00)	90,672.00
106 - POLICE DEPT GRANTS	23,784.00	221,084.00	0.00	390,108.56	169,024.56
107 - GAS TAX FUND	(27,938.00)	(29,682.00)	0.00	2,694.04	32,376.04
109 - TDA - ARTICLE 3 FUND	(30,226.00)	(30,126.00)	0.00	(72.75)	30,053.25
110 - LTF - ARTICLE 8 FUND	(1,308,687.00)	(1,898,450.00)	0.00	(284,731.55)	1,613,718.45
111 - SB1-ROAD REHAB MAINT AC	362,477.00	362,477.00	0.00	425,844.65	63,367.65
114 - HABITAT CONSERVATION FU	(3,747.00)	(3,747.00)	0.00	(4,022.15)	(275.15)
116 - PD FORFEITURE/UNCLAIMED	0.00	50.00	0.00	10,968.70	10,918.70
117 - IGT-INTERGOVERNMENTAL T	(524,879.00)	(231,129.00)	0.00	298,064.37	529,193.37
125 - MEASURE C-STREET MAINTE	(1,257,181.00)	(1,257,181.00)	0.00	135,478.00	1,392,659.00
126 - MEASURE C-ADA COMPLIAN	(34,928.00)	(34,928.00)	0.00	8,071.99	42,999.99
127 - MEASURE C-FLEXIBLE FUNDI	(338,958.00)	(814,423.00)	0.00	(201,145.97)	613,277.03
130 - SPECIAL ASSESSMENT DISTRI	200.00	200.00	0.00	301.00	101.00
140 - GENERAL CAPITAL PROJECTS	0.00	45.00	0.00	111.92	66.92
141 - PUBLIC BUILDING/FACILITIES	(21,000.00)	(20,906.00)	0.00	(1,550.54)	19,355.46
142 - LAW ENFORCEMENT IMPACT	0.00	147.00	0.00	807.82	660.82
143 - FIRE PROTECTION IMPACT FI	0.00	147.00	0.00	813.76	666.76
144 - STORM DRAINAGE & FLOOD	(10,000.00)	(9,800.00)	0.00	3,100.74	12,900.74
145 - STREETS & BRIDGES IMPACT	(241,000.00)	(240,900.00)	0.00	2,127.10	243,027.10
146 - PARK IMPACT FEES	(10,000.00)	(9,800.00)	0.00	2,516.01	12,316.01
150 - COALINGA PUBLIC FINANCIN	413,452.00	411,552.00	0.00	6,251.35	(405,300.65)
301 - CDBG PROGRAM INCOME	200.00	200.00	0.00	343.84	143.84
303 - CDBG PROGRAM FUND	0.00	138,450.00	0.00	328,509.29	190,059.29
304 - HOME PROGRAM FUND	(4,928.00)	1,879.00	0.00	(3,137.89)	(5,016.89)
305 - CALTRANS GRANTS FUND	663,670.00	428,671.00	0.00	(342,472.98)	(771,143.98)
306 - SPECIAL REVENUE GRANTS F	75,000.00	554,308.00	0.00	706,122.23	151,814.23
307 - ARPA GRANT FUND	0.00	(301,559.00)	0.00	0.00	301,559.00
308 - AB179 TECH IMPROVEMENT	(32,369.00)	(32,369.00)	0.00	(52,102.41)	(19,733.41)
310 - AHSC PROGRAM	0.00	0.00	0.00	(330,779.66)	(330,779.66)
501 - WATER ENTERPRISE FUND	313,624.00	(711,676.00)	0.00	(698,274.50)	13,401.50
502 - GAS ENTERPRISE FUND	(838,605.00)	(625,673.00)	0.00	174,209.28	799,882.28
503 - SEWER ENTEPRISE FUND	(205,425.00)	(1,666,528.00)	0.00	(1,638,431.40)	28,096.60
504 - SANITATION ENTERPRISE FU	68,221.00	69,174.00	0.00	323,136.13	253,962.13
815 - LOW/MOD HOUSING ASSET	(18,928.00)	(18,928.00)	0.00	(6,445.84)	12,482.16
820 - RORF-REDEV OBLIG RETIREM	(173,984.00)	(173,984.00)	0.00	17,510.51	191,494.51
851 - EDA COMMUNITY BLDG REN	52.00	52.00	0.00	169.42	117.42
852 - EDA REVOLVING FUND	62.00	62.00	0.00	200.39	138.39
Report Surplus (Deficit):	**(5,953,102.00)**	**(8,664,074.00)**	**0.00**	**(378,203.56)**	**8,285,870.44**

Budget to Actual Summary (Unaudited)

General and Enterprise Funds by Group

		R E V E N U E			E X P E N D I T U R E			
Funds	**Group**	**Amended Budget**	**Actuals**	**% Received**	**Amended Budget**	**Actuals**	**% Used**	**Estimated Carryover**
Fund 101 - General Fund	General Fund	14,577,547	14,346,275	98.41%	14,545,873	11,336,619	77.94%	3,009,656
Fund 117 - IGT-Intergovernmental Transfer	General Fund	3,815,773	3,871,476	101.46%	4,046,902	3,573,412	88.30%	298,064
Fund 501 - Water Enterprise Fund	Enterprise Fund	14,618,359	12,439,439	85.09%	15,330,035	13,137,714	85.70%	(698,275)
Fund 502 - Gas Enterprise Fund	Enterprise Fund	3,681,110	3,301,423	89.69%	4,306,783	3,127,213	72.61%	174,210
Fund 503 - Sewer Enterprise Fund	Enterprise Fund	2,725,508	1,958,284	71.85%	4,392,036	3,596,716	81.89%	(1,638,432)
Fund 504 - Sanitation Enterprise Fund	Enterprise Fund	2,571,484	3,025,020	117.64%	2,502,310	2,701,884	107.98%	323,136
		41,989,781	38,941,917		45,123,939	37,473,558		1,468,359

City of Coalinga

Fund Balance Report

As Of 06/30/2025

Fund	Beginning Balance	Total Revenues	Total Expenses	Ending Balance
100 - GENERAL FUND RESERVE FUND	6,998,255.21	18,787.50	2,676,320.00	4,340,722.71
101 - GENERAL FUND	5,960,693.13	14,346,274.90	11,336,618.68	8,970,349.35
102 - PD EVIDENCE FUND	3,462.91	377.49	0.00	3,840.40
103 - PD FED FORFEITURE FUND	5,520.24	18.33	0.00	5,538.57
104 - SCHOLARSHIP FUND	50,734.08	168.44	0.00	50,902.52
105 - COPS GRANT FUND	179,494.91	195,231.06	200,416.06	174,309.91
106 - POLICE DEPT GRANTS	9,431.83	596,949.00	206,840.44	399,540.39
107 - GAS TAX FUND	172,880.65	454,177.20	451,483.16	175,574.69
109 - TDA - ARTICLE 3 FUND	(16,152.72)	(53.68)	19.07	(16,225.47)
110 - LTF - ARTICLE 8 FUND	3,566,003.78	110,535.09	395,266.64	3,281,272.23
111 - SB1-ROAD REHAB MAINT ACCT FUND	(135,667.44)	449,034.65	23,190.00	290,177.21
114 - HABITAT CONSERVATION FUND	85,930.65	278.17	4,300.32	81,908.50
116 - PD FORFEITURE/UNCLAIMED FUND	14,668.76	10,968.70	0.00	25,637.46
117 - IGT-INTERGOVERNMENTAL TRANSFER	3,441,330.74	3,871,476.00	3,573,411.63	3,739,395.11
125 - MEASURE C-STREET MAINTENANCE	1,174,605.26	239,468.35	103,990.35	1,310,083.26
126 - MEASURE C-ADA COMPLIANCE	43,233.48	8,071.99	0.00	51,305.47
127 - MEASURE C-FLEXIBLE FUNDING	1,390,839.38	351,181.05	552,327.02	1,189,693.41
130 - SPECIAL ASSESSMENT DISTRICTS	92,949.29	308.61	7.61	93,250.29
140 - GENERAL CAPITAL PROJECTS FUND	33,707.18	111.92	0.00	33,819.10
141 - PUBLIC BUILDING/FACILITIES IMPACT FEES	125,584.48	460.21	2,010.75	124,033.94
142 - LAW ENFORCEMENT IMPACT FEES	77,117.72	807.82	0.00	77,925.54
143 - FIRE PROTECTION IMPACT FEES	77,700.79	813.76	0.00	78,514.55
144 - STORM DRAINAGE & FLOOD CONTROL IMPACT FEES	448,674.74	3,100.74	0.00	451,775.48
145 - STREETS & BRIDGES IMPACT FEES	242,475.77	2,127.10	0.00	244,602.87
146 - PARK IMPACT FEES	275,575.78	2,516.01	0.00	278,091.79
150 - COALINGA PUBLIC FINANCING AUTH	24,051,991.17	8,151.35	1,900.00	24,058,242.52
301 - CDBG PROGRAM INCOME	103,555.93	343.84	0.00	103,899.77
303 - CDBG PROGRAM FUND	(3,000.00)	640,691.46	312,182.17	325,509.29
304 - HOME PROGRAM FUND	0.00	0.00	3,137.89	(3,137.89)
305 - CALTRANS GRANTS FUND	55,720.69	312,066.22	654,539.20	(286,752.29)
306 - SPECIAL REVENUE GRANTS FUND	(202,537.78)	747,945.20	41,822.97	503,584.45
307 - ARPA GRANT FUND	301,559.08	0.00	0.00	301,559.08
308 - AB179 TECH IMPROVEMENT	73,133.63	(12,849.74)	39,252.67	21,031.22
309 - RURAL VIOLENT CRIME REDUCTION INITIATIVE GRANT	0.00	0.00	0.00	0.00
310 - AHSC PROGRAM	0.00	0.00	330,779.66	(330,779.66)
501 - WATER ENTERPRISE FUND	6,504,255.33	12,649,199.51	13,137,713.68	6,015,741.16
502 - GAS ENTERPRISE FUND	890,365.37	3,301,422.59	3,127,213.31	1,064,574.65
503 - SEWER ENTEPRISE FUND	7,641,450.72	1,958,284.30	3,596,715.70	6,003,019.32
504 - SANITATION ENTERPRISE FUND	99,908.10	3,025,019.74	2,701,883.61	423,044.23
815 - LOW/MOD HOUSING ASSET FUND	1,597,123.02	9,337.50	15,783.34	1,590,677.18
820 - RORF-REDEV OBLIG RETIREMENT FUND (RDA)	(1,036,218.19)	677,965.95	660,455.44	(1,018,707.68)
851 - EDA COMMUNITY BLDG RENTALS	48,092.13	169.42	0.00	48,261.55
852 - EDA REVOLVING FUND	60,346.62	200.39	0.00	60,547.01
Report Total:	**64,504,796.42**	**43,981,138.14**	**44,149,581.37**	**64,336,353.19**

STAFF REPORT - CITY COUNCIL/SUCCESSOR AGENCY/PUBLIC FINANCE AUTHORITY

Subject:	Authorize the Police Department to Enter into a New Contract with Axon to Replace and Update Body Cameras and Tasers
Meeting Date:	Thursday, July 17, 2025
From:	Sean Brewer, Interim City Manager
Prepared by:	Sean Young, Police Commander

I. RECOMMENDATION:

Staff is requesting authorization to enter into a new contract with Axon to replace existing body cameras, Tasers, and get a new report writing tool.

II. BACKGROUND:

The police department is coming up on the end of its five year contract with Axon in September. The original contract started in 2020 and switched the police department from Watch Guard to Axon for its body cameras and upgraded the department to the Taser 7 from the Taser X26. The original contract included a Technology Assurance Plan (TAP) and as part of that plan, Axon replaced all body cameras with new ones and included a "no questions asked warranty". The contract also included a constant resupply of Taser cartridge's to ensure constant training was being done.

III. DISCUSSION:

With the expiration of the existing contract coming up in September, the police department will be financially responsible for replacing and/or repairing existing body cameras and Tasers and for purchasing the training cartridge's for the Tasers. This new contract would begin in October and includes the replacement of all body cameras to the new Body 4 cameras, replacement of all existing Taser 7's with new Taser 7's, and adds a report writing component to help officers with report writing efficiency by cutting down on report writing time and increasing the time our on patrol.

The total cost for the five year contract is $490,942.81, which is broken down into five annual payments. The first payment is $98,233.50, the following three payments are $98,177.30, and the last payment is $98,177.41.

IV. ALTERNATIVES:

Do not renew the contract, which is not recommended. The police department is coming to the end life of their existing body camera and Taser usage. To replace the body camera is about $900 per unit and to replace the Taser is about $2,200. This does not include replacing other needed equipment that come along with the two, the replacement Taser cartridge's, of the updated programming.

V. FISCAL IMPACT:

The fiscal impact to this contract will be about $98,233.50 for the first year, and about $98,178 for the following four years. This item was added to the budget for fiscal year 25/26 so it already reflects in the

approved budget.

ATTACHMENTS:

File Name	Description
Coalinga_Police_Dept._-_CA_-_Rewrite_of_45480_and_64927_-_(25)_OSP_7_-_(25)_Draft_One_-_5_Year.pdf	Axon Contract

Axon Enterprise, Inc.
17800 N 85th St.
Scottsdale, Arizona 85255
United States
VAT: 86-0741227
Domestic: (800) 978-2737
International: +1.800.978.2737

Q-678415-45821JS

Issued: 06/13/2025

Quote Expiration: 06/30/2025

Estimated Contract Start Date: 10/15/2025

Account Number: 108666

Payment Terms: N30

Mode of Delivery: UPS-GND

Credit/Debit Amount: $0.00

SHIP TO	BILL TO	SALES REPRESENTATIVE	PRIMARY CONTACT
Coalinga Police Dept. - CA 270 N 6th St Coalinga, CA 93210-1908 USA	Coalinga Police Dept. - CA 270 N 6th St Coalinga CA 93210-1908 USA Email: syoung@cityofcoalinga.ca.gov	Jake Schwisow Phone: Email: jschwisow@axon.com Fax:	Sean Young Phone: (559) 935-1525 Email: syoung@coalinga.com Fax: (559) 935-1756

Quote Summary

Program Length	60 Months
TOTAL COST	$477,131.73
ESTIMATED TOTAL W/ TAX	$490,942.81

Discount Summary

Average Savings Per Year	$16,389.84
TOTAL SAVINGS	$81,949.19

Payment Summary

Date	Subtotal	Tax	Total
Sep 2025	$95,426.37	$2,807.13	$98,233.50
Sep 2026	$95,426.34	$2,750.96	$98,177.30
Sep 2027	$95,426.34	$2,750.96	$98,177.30
Sep 2028	$95,426.34	$2,750.96	$98,177.30
Sep 2029	$95,426.34	$2,751.07	$98,177.41
Total	**$477,131.73**	**$13,811.08**	**$490,942.81**

Quote Unbundled Price:	**$559,083.10**
Quote List Price:	**$503,835.70**
Quote Subtotal:	**$477,131.73**

Pricing

All deliverables are detailed in Delivery Schedules section lower in proposal

Item	Description	Qty	Term	Unbundled	List Price	Net Price	Subtotal	Tax	Total
Program									
100553	TRANSFER CREDIT - SOFTWARE AND SERVICES	1			$1.00	($649.55)	($649.55)	$0.00	($649.55)
100552	TRANSFER CREDIT - GOODS	1			$1.00	($0.72)	($0.72)	($0.06)	($0.78)
BWCamSBDTAP	Body Worn Camera Single-Bay Dock TAP Bundle	1	60	$12.19	$12.40	$12.40	$744.00	$46.38	$790.38
M00025	BUNDLE - OFFICER SAFETY PLAN 7	25	60	$258.91	$222.07	$222.07	$333,105.00	$13,603.39	$346,708.39
A la Carte Hardware									
H00003	AB4 1-Bay Dock Bundle	2			$229.00	$0.00	$0.00	$0.00	$0.00
H00002	AB4 Multi Bay Dock Bundle	3			$1,638.90	$0.00	$0.00	$0.00	$0.00
H00001	AB4 Camera Bundle	23			$899.00	$0.00	$0.00	$0.00	$0.00
H00001	AB4 Camera Bundle	2			$899.00	$899.00	$1,798.00	$161.37	$1,959.37
A la Carte Software									
85760	AXON AUTO-TRANSCRIBE - UNLIMITED SERVICE	25	60		$22.57	$22.57	$33,855.00	$0.00	$33,855.00
101283	AXON RECORDS - DRAFT ONE - AI-ASSISTED REPORT WRITING	25	60		$70.52	$70.52	$105,780.00	$0.00	$105,780.00
A la Carte Services									
80146	AXON BODY - PSO - VIRTUAL STARTER	1			$2,500.00	$2,500.00	$2,500.00	$0.00	$2,500.00
Total							**$477,131.73**	**$13,811.08**	**$490,942.81**

Delivery Schedule

Hardware

Bundle	Item	Description	QTY	Shipping Location	Estimated Delivery Date
AB4 1-Bay Dock Bundle	100201	AXON BODY 4 - DOCK - SINGLE BAY	2	1	09/15/2025
AB4 1-Bay Dock Bundle	71104	AXON - DOCK/DATAPORT POWERCORD - NORTH AMERICA	2	1	09/15/2025
AB4 Camera Bundle	100147	AXON BODY 4 - CAMERA - NA US FIRST RESPONDER BLK RAPIDLOCK	23	1	09/15/2025
AB4 Camera Bundle	100147	AXON BODY 4 - CAMERA - NA US FIRST RESPONDER BLK RAPIDLOCK	2	1	09/15/2025
AB4 Camera Bundle	100466	AXON BODY 4 - CABLE - USB-C TO USB-C	26	1	09/15/2025
AB4 Camera Bundle	100466	AXON BODY 4 - CABLE - USB-C TO USB-C	3	1	09/15/2025
AB4 Camera Bundle	100775	AXON BODY 4 - MAGNETIC DISCONNECT CABLE	26	1	09/15/2025
AB4 Camera Bundle	100775	AXON BODY 4 - MAGNETIC DISCONNECT CABLE	3	1	09/15/2025
AB4 Camera Bundle	11508	AXON BODY - MOUNT - RAPIDLOCK DOUBLE MOLLE	26	1	09/15/2025
AB4 Camera Bundle	11508	AXON BODY - MOUNT - RAPIDLOCK DOUBLE MOLLE	3	1	09/15/2025
AB4 Multi Bay Dock Bundle	100206	AXON BODY 4 - 8 BAY DOCK	3	1	09/15/2025
AB4 Multi Bay Dock Bundle	70033	AXON - DOCK WALL MOUNT - BRACKET ASSY	3	1	09/15/2025
AB4 Multi Bay Dock Bundle	71019	AXON BODY - DOCK POWERCORD - NORTH AMERICA	3	1	09/15/2025
BUNDLE - OFFICER SAFETY PLAN 7	100591	AXON TASER - CLEANING KIT	1	1	09/15/2025

Hardware

Bundle	Item	Description	QTY	Shipping Location	Estimated Delivery Date
BUNDLE - OFFICER SAFETY PLAN 7	100623	ENHANCED HOOK-AND-LOOP TRAINING (HALT) SUIT (V2)	1	1	09/15/2025
BUNDLE - OFFICER SAFETY PLAN 7	20008	AXON TASER 7 - HANDLE - HIGH VIS GRN LASER CLASS 3R YLW	25	1	09/15/2025
BUNDLE - OFFICER SAFETY PLAN 7	20018	AXON TASER - BATTERY PACK - TACTICAL	30	1	09/15/2025
BUNDLE - OFFICER SAFETY PLAN 7	20063	AXON TASER 7 - HOLSTER - SAFARILAND RH	3	1	09/15/2025
BUNDLE - OFFICER SAFETY PLAN 7	20068	AXON TASER 7 - HOLSTER - SAFARILAND LH	22	1	09/15/2025
BUNDLE - OFFICER SAFETY PLAN 7	22175	AXON TASER 7 - CARTRIDGE - LIVE STANDOFF (3.5-DEGREE) NS	125	1	09/15/2025
BUNDLE - OFFICER SAFETY PLAN 7	22176	AXON TASER 7 - CARTRIDGE - LIVE CLOSE QUART (12-DEGREE) NS	125	1	09/15/2025
BUNDLE - OFFICER SAFETY PLAN 7	22177	AXON TASER 7 - CARTRIDGE - HALT STANDOFF NS	50	1	09/15/2025
BUNDLE - OFFICER SAFETY PLAN 7	22178	AXON TASER 7 - CARTRIDGE - HALT CLOSE QUART NS	50	1	09/15/2025
BUNDLE - OFFICER SAFETY PLAN 7	22179	AXON TASER 7 - CARTRIDGE - INERT STANDOFF (3.5-DEGREE) NS	25	1	09/15/2025
BUNDLE - OFFICER SAFETY PLAN 7	22181	AXON TASER 7 - CARTRIDGE - INERT CLOSE QUART (12-DEGREE) NS	25	1	09/15/2025
BUNDLE - OFFICER SAFETY PLAN 7	70033	AXON - DOCK WALL MOUNT - BRACKET ASSY	1	1	09/15/2025
BUNDLE - OFFICER SAFETY PLAN 7	71019	AXON BODY - DOCK POWERCORD - NORTH AMERICA	1	1	09/15/2025
BUNDLE - OFFICER SAFETY PLAN 7	71044	AXON SIGNAL - BATTERY - CR2430 SINGLE PACK	50	1	09/15/2025
BUNDLE - OFFICER SAFETY PLAN 7	74200	AXON TASER - DOCK - SIX BAY PLUS CORE	1	1	09/15/2025
BUNDLE - OFFICER SAFETY PLAN 7	80087	AXON TASER - TARGET - CONDUCTIVE PROFESSIONAL RUGGEDIZED	1	1	09/15/2025
BUNDLE - OFFICER SAFETY PLAN 7	80090	AXON TASER - TARGET FRAME - PROFESSIONAL 27.5 IN X 75 IN	1	1	09/15/2025
BUNDLE - OFFICER SAFETY PLAN 7	100681	AXON SIGNAL - SIDEARM SENSOR ONLY	25	1	10/01/2025
BUNDLE - OFFICER SAFETY PLAN 7	22175	AXON TASER 7 - CARTRIDGE - LIVE STANDOFF (3.5-DEGREE) NS	50	1	09/15/2026
BUNDLE - OFFICER SAFETY PLAN 7	22176	AXON TASER 7 - CARTRIDGE - LIVE CLOSE QUART (12-DEGREE) NS	50	1	09/15/2026
BUNDLE - OFFICER SAFETY PLAN 7	22175	AXON TASER 7 - CARTRIDGE - LIVE STANDOFF (3.5-DEGREE) NS	50	1	09/15/2027
BUNDLE - OFFICER SAFETY PLAN 7	22176	AXON TASER 7 - CARTRIDGE - LIVE CLOSE QUART (12-DEGREE) NS	50	1	09/15/2027
BUNDLE - OFFICER SAFETY PLAN 7	22177	AXON TASER 7 - CARTRIDGE - HALT STANDOFF NS	50	1	09/15/2027
BUNDLE - OFFICER SAFETY PLAN 7	22178	AXON TASER 7 - CARTRIDGE - HALT CLOSE QUART NS	50	1	09/15/2027
Body Worn Camera Single-Bay Dock TAP Bundle	73313	AXON BODY - TAP REFRESH 1 - DOCK SINGLE BAY	1	1	03/15/2028
BUNDLE - OFFICER SAFETY PLAN 7	73309	AXON BODY - TAP REFRESH 1 - CAMERA	25	1	03/15/2028
BUNDLE - OFFICER SAFETY PLAN 7	73313	AXON BODY - TAP REFRESH 1 - DOCK SINGLE BAY	1	1	03/15/2028
BUNDLE - OFFICER SAFETY PLAN 7	73689	AXON BODY - TAP REFRESH 1 - DOCK MULTI BAY	3	1	03/15/2028
BUNDLE - OFFICER SAFETY PLAN 7	22175	AXON TASER 7 - CARTRIDGE - LIVE STANDOFF (3.5-DEGREE) NS	50	1	09/15/2028
BUNDLE - OFFICER SAFETY PLAN 7	22176	AXON TASER 7 - CARTRIDGE - LIVE CLOSE QUART (12-DEGREE) NS	50	1	09/15/2028
BUNDLE - OFFICER SAFETY PLAN 7	22175	AXON TASER 7 - CARTRIDGE - LIVE STANDOFF (3.5-DEGREE) NS	50	1	09/15/2029
BUNDLE - OFFICER SAFETY PLAN 7	22176	AXON TASER 7 - CARTRIDGE - LIVE CLOSE QUART (12-DEGREE) NS	50	1	09/15/2029
Body Worn Camera Single-Bay Dock TAP Bundle	73314	AXON BODY - TAP REFRESH 2 - DOCK SINGLE BAY	1	1	09/15/2030
BUNDLE - OFFICER SAFETY PLAN 7	73310	AXON BODY - TAP REFRESH 2 - CAMERA	25	1	09/15/2030
BUNDLE - OFFICER SAFETY PLAN 7	73314	AXON BODY - TAP REFRESH 2 - DOCK SINGLE BAY	1	1	09/15/2030
BUNDLE - OFFICER SAFETY PLAN 7	73688	AXON BODY - TAP REFRESH 2 - DOCK MULTI BAY	3	1	09/15/2030

Software

Bundle	Item	Description	QTY	Estimated Start Date	Estimated End Date
BUNDLE - OFFICER SAFETY PLAN 7	101180	AXON TASER - DATA SCIENCE PROGRAM	25	10/15/2025	10/14/2030
BUNDLE - OFFICER SAFETY PLAN 7	20248	AXON TASER - EVIDENCE.COM LICENSE	1	10/15/2025	10/14/2030
BUNDLE - OFFICER SAFETY PLAN 7	20248	AXON TASER - EVIDENCE.COM LICENSE	25	10/15/2025	10/14/2030
BUNDLE - OFFICER SAFETY PLAN 7	73447	AXON FUSUS - LICENSE - PLUS USER	25	10/15/2025	10/14/2030
BUNDLE - OFFICER SAFETY PLAN 7	73449	AXON BODY - LICENSE - DEVICE CONNECTIVITY	25	10/15/2025	10/14/2030
BUNDLE - OFFICER SAFETY PLAN 7	73638	AXON STANDARDS - LICENSE	25	10/15/2025	10/14/2030
BUNDLE - OFFICER SAFETY PLAN 7	73683	AXON EVIDENCE - STORAGE - 10GB A LA CARTE	250	10/15/2025	10/14/2030
BUNDLE - OFFICER SAFETY PLAN 7	73686	AXON EVIDENCE - STORAGE - UNLIMITED (AXON DEVICE)	25	10/15/2025	10/14/2030
BUNDLE - OFFICER SAFETY PLAN 7	73746	AXON EVIDENCE - ECOM LICENSE - PRO	25	10/15/2025	10/14/2030
A la Carte	101283	AXON RECORDS - DRAFT ONE - AI-ASSISTED REPORT WRITING	25	10/15/2025	10/14/2030
A la Carte	85760	AXON AUTO-TRANSCRIBE - UNLIMITED SERVICE	25	10/15/2025	10/14/2030

Services

Bundle	Item	Description	QTY
BUNDLE - OFFICER SAFETY PLAN 7	101193	AXON TASER - ON DEMAND CERTIFICATION	1
BUNDLE - OFFICER SAFETY PLAN 7	20246	AXON TASER 7 - REPLACEMENT ACCESS PROGRAM - DUTY CARTRIDGE	25
A la Carte	80146	AXON BODY - PSO - VIRTUAL STARTER	1

Warranties

Bundle	Item	Description	QTY	Estimated Start Date	Estimated End Date
Body Worn Camera Single-Bay Dock TAP Bundle	80466	AXON BODY - TAP WARRANTY - SINGLE BAY DOCK	1	09/15/2026	10/14/2030
BUNDLE - OFFICER SAFETY PLAN 7	80374	AXON TASER - EXT WARRANTY - BATTERY PACK T7/T10	30	09/15/2026	10/14/2030
BUNDLE - OFFICER SAFETY PLAN 7	80395	AXON TASER 7 - EXT WARRANTY - HANDLE	25	09/15/2026	10/14/2030
BUNDLE - OFFICER SAFETY PLAN 7	80396	AXON TASER - EXT WARRANTY - DOCK SIX BAY T7/T10	1	09/15/2026	10/14/2030
BUNDLE - OFFICER SAFETY PLAN 7	80464	AXON BODY - TAP WARRANTY - CAMERA	25	09/15/2026	10/14/2030
BUNDLE - OFFICER SAFETY PLAN 7	80465	AXON BODY - TAP WARRANTY - MULTI BAY DOCK	3	09/15/2026	10/14/2030
BUNDLE - OFFICER SAFETY PLAN 7	80466	AXON BODY - TAP WARRANTY - SINGLE BAY DOCK	1	09/15/2026	10/14/2030

Shipping Locations

Location Number	Street	City	State	Zip	Country
1	270 N 6th St	Coalinga	CA	93210-1908	USA

Payment Details

Sep 2025

Invoice Plan	Item	Description	Qty	Subtotal	Tax	Total
Upfront Hardware and PSO	80146	AXON BODY - PSO - VIRTUAL STARTER	1	$2,500.00	$0.00	$2,500.00
Upfront Hardware and PSO	H00001	AB4 Camera Bundle	2	$1,798.00	$161.37	$1,959.37
Upfront Hardware and PSO	H00001	AB4 Camera Bundle	23	$0.00	$0.00	$0.00
Upfront Hardware and PSO	H00002	AB4 Multi Bay Dock Bundle	3	$0.00	$0.00	$0.00
Upfront Hardware and PSO	H00003	AB4 1-Bay Dock Bundle	2	$0.00	$0.00	$0.00
Year 1	101283	AXON RECORDS - DRAFT ONE - AI-ASSISTED REPORT WRITING	25	$20,504.02	$0.00	$20,504.02
Year 1	85760	AXON AUTO-TRANSCRIBE - UNLIMITED SERVICE	25	$6,562.35	$0.00	$6,562.35
Year 1	BWCamSBDTAP	Body Worn Camera Single-Bay Dock TAP Bundle	1	$144.22	$8.99	$153.21
Year 1	M00025	BUNDLE - OFFICER SAFETY PLAN 7	25	$64,568.05	$2,636.83	$67,204.88
Invoice Upon Fulfillment	100552	TRANSFER CREDIT - GOODS	1	($0.72)	($0.06)	($0.78)
Invoice Upon Fulfillment	100553	TRANSFER CREDIT - SOFTWARE AND SERVICES	1	($649.55)	$0.00	($649.55)
Total				**$95,426.37**	**$2,807.13**	**$98,233.50**

Oct 2025

Invoice Plan	Item	Description	Qty	Subtotal	Tax	Total
Invoice Upon Fulfillment	BWCamSBDTAP	Body Worn Camera Single-Bay Dock TAP Bundle	1	$0.00	$0.00	$0.00
Invoice Upon Fulfillment	M00025	BUNDLE - OFFICER SAFETY PLAN 7	25	$0.00	$0.00	$0.00
Total				**$0.00**	**$0.00**	**$0.00**

Sep 2026

Invoice Plan	Item	Description	Qty	Subtotal	Tax	Total
Year 2	101283	AXON RECORDS - DRAFT ONE - AI-ASSISTED REPORT WRITING	25	$21,319.01	$0.00	$21,319.01
Year 2	85760	AXON AUTO-TRANSCRIBE - UNLIMITED SERVICE	25	$6,823.16	$0.00	$6,823.16
Year 2	BWCamSBDTAP	Body Worn Camera Single-Bay Dock TAP Bundle	1	$149.95	$9.34	$159.29
Year 2	M00025	BUNDLE - OFFICER SAFETY PLAN 7	25	$67,134.22	$2,741.62	$69,875.84
Total				**$95,426.34**	**$2,750.96**	**$98,177.30**

Sep 2027

Invoice Plan	Item	Description	Qty	Subtotal	Tax	Total
Year 3	101283	AXON RECORDS - DRAFT ONE - AI-ASSISTED REPORT WRITING	25	$21,319.01	$0.00	$21,319.01
Year 3	85760	AXON AUTO-TRANSCRIBE - UNLIMITED SERVICE	25	$6,823.16	$0.00	$6,823.16
Year 3	BWCamSBDTAP	Body Worn Camera Single-Bay Dock TAP Bundle	1	$149.95	$9.34	$159.29
Year 3	M00025	BUNDLE - OFFICER SAFETY PLAN 7	25	$67,134.22	$2,741.62	$69,875.84
Total				**$95,426.34**	**$2,750.96**	**$98,177.30**

Sep 2028

Invoice Plan	Item	Description	Qty	Subtotal	Tax	Total
Year 4	101283	AXON RECORDS - DRAFT ONE - AI-ASSISTED REPORT WRITING	25	$21,319.01	$0.00	$21,319.01

Sep 2028

Invoice Plan	Item	Description	Qty	Subtotal	Tax	Total
Year 4	85760	AXON AUTO-TRANSCRIBE - UNLIMITED SERVICE	25	$6,823.16	$0.00	$6,823.16
Year 4	BWCamSBDTAP	Body Worn Camera Single-Bay Dock TAP Bundle	1	$149.95	$9.34	$159.29
Year 4	M00025	BUNDLE - OFFICER SAFETY PLAN 7	25	$67,134.22	$2,741.62	$69,875.84
Total				**$95,426.34**	**$2,750.96**	**$98,177.30**

Sep 2029

Invoice Plan	Item	Description	Qty	Subtotal	Tax	Total
Year 5	101283	AXON RECORDS - DRAFT ONE - AI-ASSISTED REPORT WRITING	25	$21,319.01	$0.00	$21,319.01
Year 5	85760	AXON AUTO-TRANSCRIBE - UNLIMITED SERVICE	25	$6,823.16	$0.00	$6,823.16
Year 5	BWCamSBDTAP	Body Worn Camera Single-Bay Dock TAP Bundle	1	$149.95	$9.37	$159.32
Year 5	M00025	BUNDLE - OFFICER SAFETY PLAN 7	25	$67,134.22	$2,741.70	$69,875.92
Total				**$95,426.34**	**$2,751.07**	**$98,177.41**

Tax is estimated based on rates applicable at date of quote and subject to change at time of invoicing. If a tax exemption certificate should be applied, please submit prior to invoicing.

Standard Terms and Conditions

Axon Enterprise Inc. Sales Terms and Conditions

Axon Master Services and Purchasing Agreement:

This Quote is limited to and conditional upon your acceptance of the provisions set forth herein and Axon's Master Services and Purchasing Agreement (posted at https://www.axon.com/sales-terms-and-conditions), as well as the attached Statement of Work (SOW) for Axon Fleet and/or Axon Interview Room purchase, if applicable. In the event you and Axon have entered into a prior agreement to govern all future purchases, that agreement shall govern to the extent it includes the products and services being purchased and does not conflict with the Axon Customer Experience Improvement Program Appendix as described below.

ACEIP:

The Axon Customer Experience Improvement Program Appendix, which includes the sharing of de-identified segments of Agency Content with Axon to develop new products and improve your product experience (posted at www.axon.com/legal/sales-terms-and-conditions), is incorporated herein by reference. By signing below, you agree to the terms of the Axon Customer Experience Improvement Program.

Acceptance of Terms:

Any purchase order issued in response to this Quote is subject solely to the above referenced terms and conditions. By signing below, you represent that you are lawfully able to enter into contracts. If you are signing on behalf of an entity (including but not limited to the company, municipality, or government agency for whom you work), you represent to Axon that you have legal authority to bind that entity. If you do not have this authority, please do not sign this Quote.

Exceptions to Standard Terms and Conditions

Agency has existing contract(s) originated via Quote(s):

Q-316349, Q-316369, Q-418314, Q-418372, Q-479032, Q-266777, Q-274551, Q-265741

Agency is terminating those contracts effective 10/15/2025 Any changes in this date will result in modification of the program value which may result in additional fees or credits due to or from Axon.

The parties agree that Axon is applying a Net Transfer Credit of -$650.27

Contracts are assumed to have been paid in full.

100% discounted body-worn camera and docking station hardware contained in this quote reflects a TAP replacement for hardware purchased under existing quotes aforementioned above. All TAP obligations from this contract will be considered fulfilled upon execution of this quote.

Signature	Date Signed

6/13/2025

STAFF REPORT - CITY COUNCIL/SUCCESSOR AGENCY/PUBLIC FINANCE AUTHORITY

Subject:	Adopt Resolution No. 4278 for the Measure C Extension Local Transportation Purposes Pass-Through Projects and Program Funds Apportionment for FY2025-2026 and Authorize the City Manager to Sign and Submit the Local Transportation Pass Through Revenues Certification and Claim
Meeting Date:	Thursday, July 17, 2025
From:	Sean Brewer, Interim City Manager
Prepared by:	Mai Vang, Financial Services Director

I. RECOMMENDATION:

Financial Services Director recommends City Council adopt Resolution No. 4278 for the Measure C Extension Local Transportation Purposes Pass-Through Projects and Program Funds apportionment for FY2025-2026, in addition, authorize the Interim City Manager to sign and submit the Local Transportation Pass Through Revenues Certification and Claims to Fresno County Transportation Authority (FCTA) for FY2025-2026.

II. BACKGROUND:

On June 18, 2025, the FCTA Board adopted their Board Resolution No. 2025-02 (Resolution attached) for Measure C Extension Local Transportation Purposes Pass-Through Projects and Program Funds apportionment for fiscal year 2025-2026.

The following is the Local Transportation Program Pass-Through and Subprograms of which the City of Coalinga will receive Measure C funding:

FY2025/2026

Measure C subprograms	**City's share**
1.69% of $16,963,777 for Street Maintenance Category subprogram	$286,080
1.69% of $593,732 for ADA Compliance Category subprogram	$10,013
2.07% of $16,950,102 for Flexible Funding Category subprogram	$350,521
TOTAL	**$646,614**

Each subprogram has various requirements and exemptions for spending the funds and is outlined in the Measure C Extension 2007 Local Agency Handbook. These are the estimated apportionments scheduled for FY 2025-2026 the City of Coalinga Measure C Extension Program.

To receive these funds monthly, the City must file a separate 2025-2026 Certification and Claim form for each subprogram (forms attached) along with a City Council Resolution which is to be submitted to the Fresno County Transportation Authority. Once these documents have been accepted, each agency will receive a separate check for each subprogram. Measure "C" funds will be distributed on a proportional basis as funds are received.

III. DISCUSSION:

Staff is requesting that the City Council adopt Resolution No. 4278 to submit the City's Local Transportation Pass Through Revenues Certification and Claim forms to the Fresno County Transportation Authority and authorize the signing of the claim forms by the Interim City Manager for the City to begin receiving its share of Measure C funds totaling $646,614.

IV. ALTERNATIVES:

None.

V. FISCAL IMPACT:

The 2025-2026 Measure C funding will augment other local transportation fund sources to carry out street maintenance programs and other public transportation improvements during the fiscal year.

ATTACHMENTS:

File Name	Description
20250717_-_Resolution_No_4278_Measure_C_Extension.pdf	Resolution No. 4278
FY2025-26.MeaC_Ext_Coalinga_LTPClaim.ADA.pdf	Measure C - ADA
FY2025-26.MeaC_Ext_Coalinga_LTPClaim.Flex.pdf	Measure C - Flex Funding
FY2025-26.MeaC_Ext_Coalinga_LTPClaim.StreetMaintenance.pdf	Measure C - Street Maintenance
Resolution_2025-02.pdf	FCTA - Resolution 2025-02

RESOLUTION NO. 4278

RESOLUTION OF THE CITY COUNCIL OF THE CITY OF COALINGA IN THE MATTER CONCERNING LOCAL TRANSPORTATION PURPOSE FUNDS (MEASURE "C" EXTENSION FUNDS) FOR FISCAL YEAR 2025-2026

WHEREAS, the **City of Coalinga** is an eligible claimant of funds for Measure C Extension Local Transportation Pass-Through Projects and Program Funds pursuant to California Public Utilities Code Section 142257; and

WHEREAS, the Fresno County Transportation Authority has adopted a Resolution of Apportionment for FY 2025-2026 Measure C Extension Local Transportation Pass- Through Projects and Program Funds, setting the **City of Coalinga's** percentages at the following:

- 1.69% of $16,963,777 (or $286,080) for the Local Transportation Program, Local Allocation – Street Maintenance Category subprogram;
- 1.69% of $593,732 (or $10,013) for the Local Transportation Program, Local allocation – ADA Compliance Category subprogram;
- 2.07% of $16,950,102 (or $350,521) for the Local Transportation Program, Local Allocation – Flexible Funding Category subprogram; which shall be the proportionate share of Measure C Extension Local Transportation Pass-Through Projects and Program Funds to the City shall be entitled within the fiscal year.

NOW, THEREFORE, BE IT RESOLVED AS FOLLOWS:

1) The **City of Coalinga** hereby submits its Local Transportation Purposes Certification and Claims for Fiscal Year 2025-2026 Measure C Extension Local Transportation Pass-Through Projects and Program Funds;

2) The **City of Coalinga** hereby requests the release of funds to the City on a monthly payment basis consistent with the adopted percentages listed above, based on actual receipts;

3) The City Council of the **City of Coalinga** further certifies:

   (a) That the Subprogram or Category of funds checked above are not being used to substitute for property tax funds which claimant had previously used for local transportation purposes. Such substitution of property tax funds is prohibited by California Public Utilities Code Section 142257.

   (b) That claimant has segregated property tax revenues from claimant's other general fund revenues used to support the Subprogram or Category of funds checked above so that verification of non-substitution can be proved through audit or that the non-substitution of funds shall apply to claimant's entire general fund.

   (c) That claimant shall account for Subprogram or Category of funds checked above and received pursuant to Public Utilities Code Section 142257. Claimant shall maintain current records in accordance with generally accepted accounting principles and

shall separately record expenditures for each type of eligible purpose. Claimant shall make such records available to the Authority for inspection or audit at any time.

4) The **City of Coalinga** understands that should a financial or compliance audit reveal that the **City of Coalinga** violated any of the requirements set forth in paragraph 3 (a) (b) or (c), that the Fresno County Transportation Authority may seek to take immediate steps to resolve the violation in accordance with its adopted procedures.

5) The **City of Coalinga** understands that it intends to complete the reporting requirements for the 2025-2026 Measure C expenditures to the Board by November 15, 2025.

PASSED AND ADOPTED by the City Council of the City of Coalinga at a regular meeting held on this **17th day of July 2025**, by the following vote:

AYES:

NOES:

ABSENT:

ABSTAIN:

APPROVED:

_____

Nathan Vosburg, Mayor

ATTEST:

_____

Shannon Jensen, City Clerk

MEASURE C EXTENSION
LOCAL TRANSPORTATION PASS THROUGH REVENUES
CERTIFICATION AND CLAIM FOR FY2025-26

TO: Fresno County Transportation Authority

FROM: City of Coalinga
Local Agency Name

Address: 155 W. Duran, Coalinga, CA 93210 Contact: Mai Vang, Financial Services Director
Telephone: (559) 935-1533 ext. 129 FAX: _____ Email Address: mvang@coalinga.com

1. Applicable Funding Program: (Check One)

Regional Public Transit Program
- ☐ Fresno Area Express
- ☐ Clovis Transit
- ☐ FCRTA
- ☐ PTIS/Transit Consolidation
- ☐ ADA/Seniors/Paratransit
- ☐ Farmworker Van Pools
- ☐ Car/Van Pools
- ☐ New Technology Reserve

Local Transportation Program
- ☐ Street Maintenance
- ☒ ADA Compliance
- ☐ Flexible Funding
- ☐ Pedestrian/Trails Urban
- ☐ Pedestrian/Trails Rural
- ☐ Bicycle Facilities

Regional Transportation Program
- ☐ Fresno Airports

Alternative Transportation Program
- ☐ Rail Consolidation Subprogram

Environmental Enhancement Program
- ☐ School Bus Replacement
- ☐ Transit Oriented Infrastructure for Infill

Administrative/Planning Program
- ☐ Fresno COG

2. The **City of Coalinga** ("claimant") is an eligible claimant of funds for local transportation purposes pursuant to
Local Agency Name
California Public Utilities Code Section 142257.

3. The Fresno County Transportation Authority has adopted a Resolution of Apportionment for Fiscal Year 2025-2026 setting **1.69%** of $593,732 (or **$10,013**) for the Subprogram or Category of funds checked above and available to the claimant. On behalf of claimant, I hereby request release of the funds to claimant in accordance with:
(a) Monthly payments consistent with adopted percentage, based on actual receipts
(b) Compliance with Steps A and B of the Strategic Implementation Plan (SIP) – Local Agency Pass Through Funding programs and Other Revenue Program Funding

4. On behalf of claimant, I hereby certify as follows:
(a) That the Subprogram or Category of funds checked above are not being used to substitute for property tax funds which claimant had previously used for local transportation purposes. Such substitution of property tax funds is prohibited by California Public Utilities Code Section 142257.
(b) That claimant has segregated property tax revenues from claimant's other general fund revenues used to support the Subprogram or Category of funds checked above so that verification of non-substitution can be proved through audit or that the non-substitution of funds shall apply to claimant's entire general fund.
(c) That claimant shall account for Subprogram or Category of funds checked above and received pursuant to Public Utilities Code Section 142257. Claimant shall maintain current records in accordance with generally accepted accounting principles and shall separately record expenditures for each type of eligible purpose. Claimant shall make such records available to the Authority for inspection or audit at any time.

5. Claimant understands that should financial or compliance audit exceptions be found, the Fresno County Transportation Authority will take immediate steps to resolve the exceptions in accordance with its adopted procedures. The Authority shall immediately notify the Fresno County Auditor-Controller/Treasurer-Tax Collector to withhold allocation of funds to claimants until the exceptions are resolved or the outstanding financial or compliance audits are submitted and resolved.

Authorized Signature: _____
Title: _____
Date: _____

ATTACHMENT: Evidence of Formal Action for Approval and Submittal
Approved by: Fresno County Transportation Authority Board on: _____

MEASURE C EXTENSION
LOCAL TRANSPORTATION PASS THROUGH REVENUES
CERTIFICATION AND CLAIM FOR FY2025-26

TO: Fresno County Transportation Authority

FROM: City of Coalinga
Local Agency Name

Address: 155 W. Duran, Coalinga, CA 93210 Contact: Mai Vang, Financial Services Director
Telephone: (559) 935-1533 ext. 129 FAX: _____ Email Address: mvang@coalinga.com

1. Applicable Funding Program: (Check One)

Regional Public Transit Program
- ☐ Fresno Area Express
- ☐ Clovis Transit
- ☐ FCRTA
- ☐ PTIS/Transit Consolidation
- ☐ ADA/Seniors/Paratransit
- ☐ Farmworker Van Pools
- ☐ Car/Van Pools
- ☐ New Technology Reserve

Local Transportation Program
- ☐ Street Maintenance
- ☐ ADA Compliance
- ☒ Flexible Funding
- ☐ Pedestrian/Trails Urban
- ☐ Pedestrian/Trails Rural
- ☐ Bicycle Facilities

Regional Transportation Program
- ☐ Fresno Airports

Alternative Transportation Program
- ☐ Rail Consolidation Subprogram

Environmental Enhancement Program
- ☐ School Bus Replacement
- ☐ Transit Oriented Infrastructure for Infill

Administrative/Planning Program
- ☐ Fresno COG

2. The **City of Coalinga** ("claimant") is an eligible claimant of funds for local transportation purposes pursuant to
Local Agency Name
California Public Utilities Code Section 142257.

3. The Fresno County Transportation Authority has adopted a Resolution of Apportionment for Fiscal Year 2025-2026 setting **2.07%** of $16,950,102 (or **$350,521**) for the Subprogram or Category of funds checked above and available to the claimant. On behalf of claimant, I hereby request release of the funds to claimant in accordance with:
(a) Monthly payments consistent with adopted percentage, based on actual receipts
(b) Compliance with Steps A and B of the Strategic Implementation Plan (SIP) – Local Agency Pass Through Funding programs and Other Revenue Program Funding

4. On behalf of claimant, I hereby certify as follows:
(a) That the Subprogram or Category of funds checked above are not being used to substitute for property tax funds which claimant had previously used for local transportation purposes. Such substitution of property tax funds is prohibited by California Public Utilities Code Section 142257.
(b) That claimant has segregated property tax revenues from claimant's other general fund revenues used to support the Subprogram or Category of funds checked above so that verification of non-substitution can be proved through audit or that the non-substitution of funds shall apply to claimant's entire general fund.
(c) That claimant shall account for Subprogram or Category of funds checked above and received pursuant to Public Utilities Code Section 142257. Claimant shall maintain current records in accordance with generally accepted accounting principles and shall separately record expenditures for each type of eligible purpose. Claimant shall make such records available to the Authority for inspection or audit at any time.

5. Claimant understands that should financial or compliance audit exceptions be found, the Fresno County Transportation Authority will take immediate steps to resolve the exceptions in accordance with its adopted procedures. The Authority shall immediately notify the Fresno County Auditor-Controller/Treasurer-Tax Collector to withhold allocation of funds to claimants until the exceptions are resolved or the outstanding financial or compliance audits are submitted and resolved.

Authorized Signature: _____
Title: _____
Date: _____

ATTACHMENT: Evidence of Formal Action for Approval and Submittal
Approved by: Fresno County Transportation Authority Board on: _____

MEASURE C EXTENSION
LOCAL TRANSPORTATION PASS THROUGH REVENUES
CERTIFICATION AND CLAIM FOR FY2025-26

TO: Fresno County Transportation Authority

FROM: City of Coalinga
Local Agency Name

Address: 155 W. Duran, Coalinga, CA 93210 Contact: Mai Vang, Financial Services Director
Telephone: (559) 935-1533 ext. 129 FAX: _____ Email Address: mvang@coalinga.com

1. Applicable Funding Program: (Check One)

Regional Public Transit Program
- ☐ Fresno Area Express
- ☐ Clovis Transit
- ☐ FCRTA
- ☐ PTIS/Transit Consolidation
- ☐ ADA/Seniors/Paratransit
- ☐ Farmworker Van Pools
- ☐ Car/Van Pools
- ☐ New Technology Reserve

Local Transportation Program
- ☒ Street Maintenance
- ☐ ADA Compliance
- ☐ Flexible Funding
- ☐ Pedestrian/Trails Urban
- ☐ Pedestrian/Trails Rural
- ☐ Bicycle Facilities

Regional Transportation Program
- ☐ Fresno Airports

Alternative Transportation Program
- ☐ Rail Consolidation Subprogram

Environmental Enhancement Program
- ☐ School Bus Replacement
- ☐ Transit Oriented Infrastructure for Infill

Administrative/Planning Program
- ☐ Fresno COG

2. The **City of Coalinga** ("claimant") is an eligible claimant of funds for local transportation purposes pursuant to
Local Agency Name
California Public Utilities Code Section 142257.

3. The Fresno County Transportation Authority has adopted a Resolution of Apportionment for Fiscal Year 2025-2026 setting **1.69%** of $16,963,777 (or **$286,080**) for the Subprogram or Category of funds checked above and available to the claimant. On behalf of claimant, I hereby request release of the funds to claimant in accordance with:
(a) Monthly payments consistent with adopted percentage, based on actual receipts
(b) Compliance with Steps A and B of the Strategic Implementation Plan (SIP) – Local Agency Pass Through Funding programs and Other Revenue Program Funding

4. On behalf of claimant, I hereby certify as follows:
(a) That the Subprogram or Category of funds checked above are not being used to substitute for property tax funds which claimant had previously used for local transportation purposes. Such substitution of property tax funds is prohibited by California Public Utilities Code Section 142257.
(b) That claimant has segregated property tax revenues from claimant's other general fund revenues used to support the Subprogram or Category of funds checked above so that verification of non-substitution can be proved through audit or that the non-substitution of funds shall apply to claimant's entire general fund.
(c) That claimant shall account for Subprogram or Category of funds checked above and received pursuant to Public Utilities Code Section 142257. Claimant shall maintain current records in accordance with generally accepted accounting principles and shall separately record expenditures for each type of eligible purpose. Claimant shall make such records available to the Authority for inspection or audit at any time.

5. Claimant understands that should financial or compliance audit exceptions be found or said audit is outstanding by more than 12 months, the Fresno County Transportation Authority will take immediate steps to resolve the exceptions in accordance with its adopted procedures. The Authority shall immediately notify the Fresno County Auditor-Controller/Treasurer-Tax Collector to withhold allocation of funds to claimants until the exceptions are resolved or the outstanding financial or compliance audits are submitted and resolved.

Authorized Signature: _____
Title: _____
Date: _____

ATTACHMENT: Evidence of Formal Action for Approval and Submittal
Approved by: Fresno County Transportation Authority Board on: _____

BEFORE THE
FRESNO COUNTY TRANSPORTATION AUTHORITY BOARD
RESOLUTION NO 2025-02

In the Matter of:	)	
FRESNO COUNTY TRANSPORTATION	)	RETAIL TRANSACTIONS AND USE
IMPROVEMENT ACT	)	TAX FUNDS FOR EXTENSION
CALIFORNIA PUBLIC UTILITIES	)	LOCAL TRANSPORTATION
CODE SECTION 142257	)	PURPOSES PASS-THROUGH
	)	PROJECTS AND PROGRAMS FOR
	)	FY 2025-26

WHEREAS, the Fresno County Transportation Authority is the administrator of the Retail Transactions and Use Tax (1/2 cent) Funds collected pursuant to the Fresno County Transportation Improvement Act as provided by Part 1.6 (commencing with Section 7251) of Division 2 of the Revenue and Taxation Code and Public Utilities Code Sections 142000, et seq.,

WHEREAS, California Public Utilities Code Section 142257 provides that the 2006 Measure C Extension Expenditure Plan, which was approved prior to and provided the basis for the ballot measure considered by the voters at the November 7, 2006, election, shall specify the amount and the formula by which the retail transactions and use tax shall be allocated to each participating jurisdiction for Measure C Extension Program and Project Funds Local Transportation Purposes determined to be priority projects by local governments to which funds are allocated, and

WHEREAS, the 2006 Measure C Extension Expenditure Plan creates a number of transportation programs to be funded by participating jurisdictions with Measure C funds passed through from the Authority to the jurisdiction submitting eligible project claims, and

WHEREAS, these various programs have differing requirements, exemptions, and formulas for calculating pass-through funding levels, and

WHEREAS, the programs and subprograms identified below are eligible for pass-through funding,

Regional Public Transit Program
- Public Transit Agencies
- Public Transportation Infrastructure Study (PTIS)
- ADA/Seniors/Paratransit
- Ag-worker/Car/Van Pools

Local Transportation Program
- Local Allocation
- Pedestrian/Trails
- Bicycle Facilities

Regional Transportation Program
Fresno Airports

Administration/Planning Program
Council of Fresno County Governments

and

WHEREAS, the program requirements and exemptions for these programs may change from time to time as local jurisdiction population changes or mandated programs are satisfied, and

WHEREAS, in an effort to fully explain the various program provisions, the Authority, together with the Fresno Council of Governments, created and will update as needed the Measure C Extension Strategic Implementation Plan which among other things discusses each pass-through program in detail and provides the basis for calculating pass-through funding levels for each program in the 2025-26 fiscal year, and

WHEREAS, the Authority procedures for administration of funds for local transportation purposes as identified in the Measure C Extension Administrative Code calls for an annual Resolution of Apportionment to determine the percentage and amount of funds to be available within the forthcoming fiscal year, and

WHEREAS, the attached schedule of apportionment for FY 2025-26 is based upon the Measure C Extension Strategic Implementation Plan.

NOW THEREFORE, BE IT RESOLVED that the Fresno County Transportation Authority hereby approves the attached schedule of apportionment for FY 2025-26 as indicated in the Measure C Extension Strategic Implementation Plan, which schedule is hereby made a part of this resolution, and approves the allocations, to be distributed as they are received and in accordance with claims submitted by eligible claimants.

BE IT FURTHER RESOLVED that the Fresno County Auditor-Controller/Treasurer-Tax Collector cause the revised Resolution of Apportionment to be paid in the manner and time directed by the Executive Director of the Fresno County Transportation Authority.

THE FOREGOING RESOLUTION was passed and adopted by the Fresno County Transportation Authority Board this 18th day of June 2025.

AYES: (5) Ashbeck, Bredefeld, Karbassi, Mendes, Sihota

NOES: (0)

ABSTAIN: ( )

ABSENT: (3) Beltran, Dyer, Martinez

VACANT: ( )

SIGNED: _____
Ernest "Buddy" Mendes, Chairman
Fresno County Transportation Authority

ATTEST:
I hereby certify that the foregoing is a true copy of a resolution of the Fresno County Transportation Authority duly adopted at a regular meeting thereof held on June 18, 2025.

SIGNED: _____
Terry Ogle, Executive Director
Fresno County Transportation Authority

/dd/reso/PassThru-Allocation-2025-02

Table 1
Measure C Sales Tax Revenue
2025/26
Approved by the FCTA Board 06/18/25

Sales Tax Estimate		$111,816,558
Program Services and Supplies		$942,200
Net Distributed Sales Tax Estimate		$110,874,358

Funding Allocation Programs	Percent	Allocation
Regional Public Transit Program		
Public Transit Agencies		
Fresno Area Express (FAX)	13.70%	15,189,788
Clovis Transit	1.97%	2,184,225
Fresno County Rural Transit Agency (FCRTA)	3.99%	4,423,887
Public Transportation Infrastructure Study (PTIS)	0.29%	321,536
ADA / Seniors / Paratransit	0.79%	875,907
Farmworker / Car / Van Pools		
Farmworker Van Pools	0.58%	643,071
Car/Van Pools	0.58%	643,071
New Technology Reserve	2.10%	2,328,362
Local Transportation Program		
Local Allocation	30.60%	33,927,554
Pedestrian/Trails		
Urban (Fresno/Clovis)	2.15%	2,383,799
Rural	0.95%	1,053,306
Bicycle Facilities	0.90%	997,869
Regional Transportation Program		
Urban	14.70%	16,298,530
Rural	14.70%	16,298,530
Airports	1.00%	1,108,744
Alternative Transportation Program		
Grade Separation	6.00%	6,652,461
Environmental Enhancement		
School Bus Replacement	2.30%	2,550,111
Transit Oriented Infrastructure for In-Fill	1.20%	1,330,491
Administration/Planning Program		
Fresno County Transportation Authority (FCTA)	1.00%	1,108,744
Fresno Council of Governments (FCOG)	0.50%	554,372
Total	100.00%	110,874,358

Table 2
FRESNO COUNTY TRANSPORTATION AUTHORITY
MEASURE C FUND APPORTIONMENT
Local Allocation Sub Program
FY2025/26
6/18/2025 Approved by the FCTA Board

	Street Maintenance		ADA Compliance		Flexible Funding		Ped/Trails Urban		Ped/Trails Rural		Bicycle Facilities		Total
Clovis	1,804,690	10.64%	63,164	10.64%	1,741,526	10.27%	423,192	17.75%	0	0.00%	108,326	12.26%	4,140,898
Coalinga	286,080	1.69%	10,013	1.69%	350,521	2.07%	0	0.00%	0	0.00%	0		646,614
Firebaugh	167,460	0.99%	5,861	0.99%	198,484	1.17%	0	0.00%	0	0.00%	0	0.00%	371,805
Fowler	160,202	0.94%	5,607	0.94%	187,472	1.11%	0	0.00%	0	0.00%	0	0.00%	353,280
Fresno	7,576,737	44.66%	265,186	44.66%	7,311,551	43.14%	1,825,665	76.59%	0	0.00%	464,662	52.57%	17,443,801
Huron	139,205	0.82%	4,872	0.82%	163,414	0.96%	0	0.00%	0	0.00%	0	0.00%	307,490
Kerman	283,838	1.67%	9,934	1.67%	347,972	2.05%	0	0.00%	0	0.00%	0	0.00%	641,744
Kingsburg	235,972	1.39%	8,259	1.39%	284,373	1.68%	0	0.00%	0	0.00%	0	0.00%	528,603
Mendota	214,018	1.26%	7,491	1.26%	259,877	1.53%	0	0.00%	0	0.00%	0	0.00%	481,386
Orange Cove	180,154	1.06%	6,305	1.06%	214,929	1.27%	0	0.00%	0	0.00%	0	0.00%	401,388
Parlier	240,591	1.42%	8,421	1.42%	293,754	1.73%	0	0.00%	0	0.00%	0	0.00%	542,766
Reedley	408,196	2.41%	14,287	2.41%	393,909	2.32%	0	0.00%	90,470	15.41%	22,113	2.50%	928,974
San Joaquin	100,275	0.59%	3,510	0.59%	112,295	0.66%	0	0.00%	0	0.00%	0	0.00%	216,080
Sanger	419,910	2.48%	14,697	2.48%	405,213	2.39%	0	0.00%	91,946	15.66%	22,837	2.58%	954,602
Selma	388,241	2.29%	13,588	2.29%	479,141	2.83%	0	0.00%	0	0.00%	0	0.00%	880,970
County of Fresno	4,358,211	25.69%	152,537	25.69%	4,205,674	24.81%	134,942	5.66%	404,797	68.94%	265,967	30.09%	9,522,127
	16,963,777		593,732		16,950,102		2,383,799		587,213		883,905		38,362,528
													38,362,528

Table 3
FRESNO COUNTY TRANSPORTATION AUTHORITY
MEASURE C FUND APPORTIONMENT CALCULATIONS
Local Allocation Sub Program
FY2025/26 6/18/2025 Approved by the FCTA Board

	2025 Population 75% ***	2023 Road Miles 25% ***	Percent	Percent		$100,000 Min	Formula Above Minimum	Local Allocation Program	Street Maint. 50% of Local Allocation	Total Allocable to Program	*Redistribute Ped/Trails*	*Redistribute Bic.Fac.*	1.75% of Local Alloc ADA Compliance	48.25% of Local Alloc Flexible Funding	Ped/Trails Urban	Ped/Trails Rural	Bicycle Facilities	Total
Clovis	**129,121**	397.5	0.093380714	0.01517623	10.86%	100,000	3,509,380	3,609,380	1,804,690	4,140,898	*0*	0	63,164	1,741,526	423,192	0	108,326	4,140,898
Coalinga	17,608	49.0	0.012734161	0.001871351	1.46%	100,000	472,160	572,160	286,080	646,614	*59,880*	14,574	10,013	350,521	0	0	0	646,614
Firebaugh	8,714	25.3	0.006301992	0.000964885	0.73%	100,000	234,920	334,920	167,460	371,805	*29,634*	7,251	5,861	198,484	0	0	0	371,805
Fowler	7,667	33.3	0.005544799	0.001273023	0.68%	100,000	220,403	320,403	160,202	353,280	*26,074*	6,803	5,607	187,472	0	0	0	353,280
Fresno	**557,032**	1,644.9	0.402847299	0.062807278	46.57%	100,000	15,053,474	15,153,474	7,576,737	17,443,801	*0*	0	265,186	7,311,551	1,825,665	0	464,662	17,443,801
Huron	6,932	13.2	0.005013244	0.000505543	0.55%	100,000	178,409	278,409	139,205	307,490	*23,574*	5,507	4,872	163,414	0	0	0	307,490
Kerman	17,535	46.8	0.012681367	0.001785439	1.45%	100,000	467,676	567,676	283,838	641,744	*59,632*	14,436	9,934	347,972	0	0	0	641,744
Kingsburg	13,285	49.7	0.009607754	0.001897697	1.15%	100,000	371,943	471,943	235,972	528,603	*45,179*	11,481	8,259	284,373	0	0	0	528,603
Mendota	12,710	25.0	0.009191912	0.00095534	1.01%	100,000	328,036	428,036	214,018	481,386	*43,224*	10,126	7,491	259,877	0	0	0	481,386
Orange Cove	9,717	26.8	0.007027365	0.001024833	0.81%	100,000	260,308	360,308	180,154	401,388	*33,045*	8,035	6,305	214,929	0	0	0	401,388
Parlier	14,649	31.4	0.010594203	0.001197038	1.18%	100,000	381,182	481,182	240,591	542,766	*49,818*	11,766	8,421	293,754	0	0	0	542,766
Reedley	**26,603**	76.5	0.019239374	0.002921002	2.22%	100,000	716,391	816,391	408,196	928,974	*0*	0	14,287	393,909	0	90,470	22,113	928,974
San Joaquin	3,654	12.3	0.002642584	0.000467742	0.31%	100,000	100,550	200,550	100,275	216,080	*12,426*	3,104	3,510	112,295	0	0	0	216,080
Sanger	**27,037**	87.3	0.019553244	0.003331852	2.29%	100,000	739,819	839,819	419,910	954,602	*0*	0	14,697	405,213	0	91,946	22,837	954,602
Selma	24,585	82.4	0.01777995	0.0031459	2.09%	100,000	676,482	776,482	388,241	880,970	*83,607*	20,881	13,588	479,141	0	0	0	880,970
County of Fresno	**160,204**	3,946.1	0.115860038	0.150674847	26.65%	100,000	8,616,421	8,716,421	4,358,211	9,522,127	*0*	0	152,537	4,205,674	134,942	404,797	265,967	9,522,127
TOTAL	1,037,053	6,547.4	0.750000	0.250000	100.00%	1,600,000	32,327,554	33,927,554	16,963,777	38,362,528	*466,093*	*113,964*	593,732	16,950,102	2,383,799	587,213	883,905	38,362,528
							32,327,554	FY24 LTP Allocation							3,437,105			

	Urban Population	Rural Population	Pedestrian/Trials Urban	Pedestrian/Trials Rural	*Redistribute to Flexible Fundng*	Bicycle Fac. Sub Program	*Redistribute to Flexible Fundng*		
Clovis	**129,121**		423,192	0	*0*	108,326	*0*		
Coalinga		17,608		59,880	*59,880*	14,574	*14,574*		
Firebaugh		8,714		29,634	*29,634*	7,251	*7,251*		
Fowler		7,667		26,074	*26,074*	6,803	*6,803*		
Fresno	**557,032**		1,825,665	0	*0*	464,662	*0*		
Huron		6,932		23,574	*23,574*	5,507	*5,507*		
Kerman		17,535		59,632	*59,632*	14,436	*14,436*		
Kingsburg		13,285		45,179	*45,179*	11,481	*11,481*		
Mendota		12,710		43,224	*43,224*	10,126	*10,126*		
Orange Cove		9,717		33,045	*33,045*	8,035	*8,035*		
Parlier		14,649		49,818	*49,818*	11,766	*11,766*		
Reedley		26,603		90,470	*0*	22,113	*0*		
San Joaquin		3,654		12,426	*12,426*	3,104	*3,104*		
Sanger		27,037		91,946	*0*	22,837	*0*		
Selma		24,585		83,607	*83,607*	20,881	*20,881*		
County of Fresno	**41,172**	119,032	134,942	404,797	*0*	265,967	*0*		
	***							587,213	883,905
TOTAL	**727,325**	**309,728**	2,383,799	1,053,306	*466,093*	997,869	*113,964*		997,869
		1,037,053	2,383,799	1,053,306		997,869			
				3,437,105					

STAFF REPORT - CITY COUNCIL/SUCCESSOR AGENCY/PUBLIC FINANCE AUTHORITY

Subject:	Approval of Amendment No. 2 to the Construction Management Agreement with MKN & Associates for the Derrick Reservoir Rehabilitation Project
Meeting Date:	Thursday, July 17, 2025
From:	Sean Brewer, Interim City Manager
Prepared by:	Sean Brewer, Interim City Manager

I. RECOMMENDATION:

Staff recommends that the City Council authorize the City Manager to execute Amendment No. 2 to the Professional Services Agreement with MKN & Associates, Inc. for additional construction management and engineering services during construction (ESDC) related to the Derrick Reservoir Rehabilitation Project.

II. BACKGROUND:

The Derrick Reservoir Rehabilitation Project has encountered several unforeseen construction issues that have led to delays and expanded the original scope of work. These include:

- Unanticipated structural degradation of the tank roof and upper course requiring replacement;
- Discovery of deteriorated piping and appurtenances that required design changes and additional installation;
- Ongoing delays in construction progress by the contractor; and
- Emerging repair needs for the tank shell and floor based on ongoing blasting and coating operations.

While staff has managed to keep the project progressing using other budget line items within the existing contract through early June 2025, it became clear additional funding would be necessary to carry the project through completion. MKN & Associates was asked to develop a “worst-case” scope and budget to provide uninterrupted construction management and inspection services through the anticipated completion in September 2025.

III. DISCUSSION:

Amendment No. 2 provides for the continuation of construction management and ESDC services through September 2025, based on an estimated five-month extension of the construction schedule (May-September). Key elements include:

- Full-time (5 days/week, 8 hours/day) on-site construction inspection and observation services;
- Ongoing project management, coordination, and QA/QC activities;
- Continued review of contractor submittals and resubmittals; and
- Provisions for special inspection services, if required.

While the full extent of inspection services may not be needed depending on project developments, staff believes it is prudent to authorize the full scope now to avoid any delays that would result from having to

return to Council for additional approvals mid-project.

IV. ALTERNATIVES:

- None determined at this time as the City needs construction management services as well s special inspection services for the duration of the project.

V. FISCAL IMPACT:

The total not-to-exceed cost of Amendment No. 2 is $193,410. This includes $186,000 for construction management services and $7,410 for engineering services. Funding is available within the water enterprise fund to cover these additional expenses, and this amendment aligns with prior Council direction to ensure timely project completion.

ATTACHMENTS:

File Name	Description
Amd_20250708_SA_2_for_Derrick_Res_CM_and_ESDC.pdf	CM Amedment #2 MKN - Derrick

MKN & Associates, Inc.
8405 North Fresno St., Ste. 120
Fresno, CA 93720
559-500-4750 PHONE

July 8, 2025

Mr. Sean Brewer
Interim City Manager
City of Coalinga
(Submitted Electronically)

RE: Scope Amendment 2 – Additional Construction Management Services for Derrick Reservoir Rehabilitation Project

Dear Mr. Brewer,

The construction work for the Derrick Reservoir Rehabilitation Project (Project) has encountered the following construction challenges that have resulted in delays:

- Roof Structure - Within the first week of construction, the contractor visited the site to cut in the door sheet to the existing tank. During this time, the contractor observed that the tank was in a more degraded condition than was originally outlined within the Maintenance and Inspection Report prepared by CSI in 2020. The Contractor and MKN discovered the existing roof structure would require additional work and time to remove. At the time, the Contractor estimated the additional work would delay the overall project duration by approximately 10 working days.
- Upper Course Replacement – On November 1, 2024, the contractor identified that the upper course of the tank (Course 5) was also in a more degraded condition than previously anticipated. MKN contracted with a local testing agency to perform UT tests to determine where thicknesses were not adequate and where portions of Course 5 needed to be repaired. Based on the results of the tests and estimates provided by the contractor, it was determined in December, and confirmed in January, that the entirety of Course 5 needed to be replaced. Negotiations regarding price took place and a price was accepted in February, followed by notice to the contractor to proceed with the work. This work would result in additional compensation for the contractor, as well as an award of an additional 70 working days. These 70 working days included the additional days granted to the contractor for the roof structure delays described above.
- Piping and Appurtenances – Throughout construction, additional piping and appurtenances have been found to be deteriorated and in need of replacement. These include the procurement and installation of the new full-travel liquid level indicator, the removal of the inlet pipe, and the removal and replacement of the existing manway structure. Each of these items required additional time, effort, and calculations to determine the best path forward.
- Delayed Construction Progress – The contractor has been behind schedule since the beginning of the project. Currently, as of July 7, 2025, the contractor is approximately 3.5 weeks behind their last approved schedule (from April 10, 2025).

- Tank Shell Repairs - During the month of July, the contractor will be performing blasting and coating of the interior and exterior of the tank shell. Based on visual analysis of the tank shell condition, some areas have already been identified for repair. The visual observation of the tank shell served as a starting point and could result in required repairs in excess of those already identified by the project team. The full scope of this work is unknown at this point and the total delay and costs are also unknown.
- Tank Floor - During the month of July, the contractor will be performing blasting and coating of the tank floor. Some areas have already been identified as areas in need of repair. However, much like the tank shell, the full scope of the repairs and the total cost of the repairs is still to be determined.

MKN is requesting to increase our construction management and engineering services during construction scope of work and fee to account for the extended construction duration. The original scope of work was based on a construction contract completion in April of 2025. Given the additional working days that have already been issued and the estimated number of additional working days that MKN estimates will be required, MKN is requesting to increase our contracted scope of work to include on-going construction management activities and engineering services during construction through September of 2025. Scope amendment 2 includes the following:

Scope of Work

Task Group 100 – Construction Management

Task 100 – Construction Management

MKN will continue performing construction management activities described in the original scope of services for an additional 5 months.

Total Additional Fee Requested = $186,000

Task Group 1000 – Engineering Services During Construction (ESDC)

Task 1001 – Project Management, Coordination, and QA/QC

MKN will continue performing the project management activities outlined in Scope Amendment No. 1 for an additional 5 months.

Total Additional Fee Requested = $2,830

Tasks 1007 – Submittal Review

MKN has reviewed additional contractor submittals and resubmittals. Scope Amendment No. 2 includes an additional twenty (20) hours of engineering time for submittal/resubmittal reviews.

Total Additional Fee Requested = $4,580

Compensation

MKN will perform these services on a time-and materials basis for a fee not-to-exceed of $193,410 in accordance with MKN's 2025 Fee Schedule.

Please let me know if this proposal is approved or if you have any questions.

Sincerely,

Henry Liang, PE

Attachments:

2025 Fee Schedule

2025 FEE SCHEDULE

CATEGORY	POSITION	HOURLY RATE
Communications and Administrative	Administrative Assistant	$113
	Strategic Communications Coordinator	$121
	Strategic Communications Specialist	$147
Designers and Technicians	CAD Technician I	$137
	CAD Design Technician II	$158
	Senior Designer	$176
Planning	Assistant Planner I	$140
	Assistant Planner II	$160
	GIS Specialist	$173
	Planner I	$189
	Planner II	$205
	Senior Planner	$215
Engineers	Engineering Technician	$103
	Assistant Engineer I	$140
	Assistant Engineer II	$160
	Project Engineer I	$189
	Project Engineer II	$205
	Senior Engineer I	$221
	Senior Engineer II	$231
	Senior Engineer III	$247
	Principal Engineer	$257
Project Management	Project Manager	$231
	Senior Project Manager	$267
	Project Director	$289
	Senior Project Director	$308
Construction Management Services	Scheduler	$179
	*** Construction Inspector	$200
	Assistant Resident Engineer	$200
	Resident Engineer	$212
	Construction Manager	$231
	Principal Construction Manager	$272

The foregoing Billing Rate Schedule is effective through December 31, 2025 and will be adjusted each year after at a rate of 2 to 5%.

DIRECT PROJECT EXPENSES

Outside Reproduction	Cost + 10%
Subcontracted or Subconsultant Services	Cost + 10%
Travel & Subsistence (other than mileage)	Cost
Auto Mileage	Current IRS Rate

*** 40 hrs per week assumed; part-time rates can be provided upon request
Rates also subject to prevailing wage mandatory increases during a calendar year

STAFF REPORT - CITY COUNCIL/SUCCESSOR AGENCY/PUBLIC FINANCE AUTHORITY

Subject:	Approval of Professional Services Agreement with Pacific Engineering and Consulting for Phase II MS4 Stormwater Regulatory Compliance Assistance
Meeting Date:	Thursday, July 17, 2025
From:	Seam Brewer, Interim City Manager
Prepared by:	Sean Brewer, Interim City Manager

I. RECOMMENDATION:

Staff recommends that the City Council approve and authorize the Interim City Manager to execute a standard professional services agreement with Pacific Engineering and Consulting for Phase II MS4 NPDES Regulatory Compliance Assistance in an amount not to exceed $93,000.00.

II. BACKGROUND:

The City of Coalinga is subject to the regulatory requirements of the Phase II Small Municipal Separate Storm Sewer System (MS4) General Permit under the National Pollutant Discharge Elimination System (NPDES). Compliance with the MS4 permit involves meeting requirements across six minimum control measures, including trash capture, public education, staff training, and annual reporting.

As part of the City's efforts to maintain compliance with these State Water Board regulations, staff solicited a proposal from Pacific Engineering and Consulting (PEC), an environmental and engineering consulting firm with extensive experience in municipal NPDES compliance.

III. DISCUSSION:

PEC's proposed scope of work includes the following key tasks:

Task 1: Trash Amendments Compliance (Track 1 – Full Capture Systems)
($36,000) – Includes mapping of priority land uses, evaluation of existing storm drain infrastructure, and development of capital improvement options.

Task 2: Annual Report Preparation and Program Review
($27,000) – Assistance with MS4 annual reporting and high-level program evaluation.

Task 3: Development Review Checklists and O&M Agreements
($10,000) – Updates to planning checklists and development of enforceable long-term maintenance agreement templates.

Task 4: Public Education, Outreach, and Staff Training
($20,000) – Review and improvement of outreach activities and targeted staff training sessions.

All services will be billed on a time and materials basis in accordance with the attached rate schedule and not

to exceed the approved contract amount.

IV. ALTERNATIVES:

- Approve the agreement as recommended.
- Direct staff to negotiate revisions to the proposed scope or fee.
- Reject the agreement and provide alternative direction.

V. FISCAL IMPACT:

The total cost of services is $93,000.00. This is a General Fund expense and funding was approved as part of the FY26 Project List. No additional appropriations are necessary to proceed with this agreement.

ATTACHMENTS:

File Name	Description
No Attachments Available	

STAFF REPORT - CITY COUNCIL/SUCCESSOR AGENCY/PUBLIC FINANCE AUTHORITY

Subject:	Authorize City Manager to Approve Engagement Letter received from Price Paige & Company for Consulting Services related to Preparation of Fiscal Year 2024-2025 Audit
Meeting Date:	Thursday, July 17, 2025
From:	Sean Brewer, Interim City Manager
Prepared by:	Mai Vang, Financial Services Director

I. RECOMMENDATION:

Staff recommends approval of the engagement letter received from Price Paige & Company to assist with the preparation of the Fiscal Year 2024-2025 Audit.

II. BACKGROUND:

The City has previously used Price Paige & Company as the external auditor. Since 2018, Price Paige & Company has been providing consulting services to assist with audit prep.

III. DISCUSSION:

In prior years, Price Paige & Company provided support to the City with year-end closing activities. Due to recent staff turnover in the Finance Department, additional support is now required. Price Paige will help ensure that new personnel are equipped to identify and address record-keeping issues through the following services:

1. Pooled Cash Reconciliation
2. Governmental Receivables
3. Notes Receivables
4. Capital Assets
5. Accounts Payable
6. Retention Payable
7. Long-term Debt and related Cash with Fiscal Agents
8. Leases and SBITAs
9. Grant Reconciliation and SEFA
10. Serve as a liaison between the City and City's external auditors
11. Review of Journal Entries and other requests as needed

The Fees for Services are as follows:

Audit Prep (#1 – #10)		40,750
Contingency and As needed Service #11		21,800
	Total	$ 62,550

IV. ALTERNATIVES:

None

V. FISCAL IMPACT:

This is a budgeted service.

Total amount of the proposal is not to exceed the amount of $62,550.

Account	% allocation	Amount
101-406-88030	13.30%	8,319
107-422-88030	5.00%	3,128
501-406-88030	29.00%	18,140
502-406-88030	25.00%	15,638
503-406-88030	19.00%	11,885
504-406-88030	1.00%	626
106-413-88030	3.70%	2,314
820-610-88030	4.00%	2,500
	Total	$62,550

ATTACHMENTS:

File Name	Description
20250708_-_COALINGA_Advisory_Engagement_Letter_2025.pdf	Engagement Letter

PRICE PAIGE & COMPANY
Certified Public Accountants

The Place to Be

July 8, 2025

Sean Brewer, Interim City Manager
City of Coalinga
155 W. Durian Avenue
Coalinga, California 93210

Dear Mr. Brewer:

This letter confirms the engagement of Price Paige & Company by the City of Coalinga (the City). The professional consulting services we expect to provide include the following:

1) We will assist the City in the year-end close of its financial records for the year ending June 30, 2025 by analyzing and preparing reconciliations of the following balance sheet and income statement balances in preparation for the City's external financial statement audit:

    a. Pooled Cash Reconciliation – We will ensure that the bank reconciliations prepared by City personnel reconcile to the trial balance and the City's Treasury Fund reconciles to the fund cash balances. We will report any discrepancies to the Finance Director. Any additional work required by us related to the City's pooled cash reconciliation will be considered an additional service, as detailed in Item #3.

    b. Governmental Receivables

        i. We will prepare the City's opening balance reconciliation for governmental receivables and prepare any journal entries necessary

        ii. We will perform a search for unrecorded receivables to ensure the City has accrued all significant governmental receivables and included them into its governmental receivables audit schedule. Additionally, we will review the City's audit schedule to ensure it reconciles to the trial balance and correctly incorporates all grant receivables calculated in the City's grant reconciliation.

    c. Notes Receivable – We will review the City's Housing Loans schedule and prepare all journal entries necessary to ensure the related account balances reconcile to the audit schedule.

    d. Capital Assets – We will perform a search for capital assets additions. Additionally, we will roll forward the prior year depreciation schedule and update it for all additions, disposals and transfers. We will provide the City will all journal entries necessary to record depreciation expense and reconcile the depreciation schedule to the trial balance for the Fund Financial Statements and Government-Wide Financial Statements.

570 N. Magnolia Avenue, Suite 100
Clovis, CA 93611

tel 559.299.9540
fax 559.299.2344

www.ppc.cpa

e. Accounts Payable

   i. We will review the City's accounts payable schedule to ensure it reconciles to the fund trial balances as well as the related Treasury Fund accounts.

   ii. We will perform a search for unrecorded accounts payable at a threshold to be determined by City management to ensure that all significant accounts payable have been recorded to the correct fiscal year.

f. Retention Payable – We will perform procedures to ensure the City's retention payable balances are accurately recorded in the trial balance and prepare any journal entries necessary to ensure the related account balances reconcile to the audit schedule.

g. Long-term Debt and related Cash with Fiscal Agents

   i. We will prepare a reconciliation of the City cash held in trustee accounts for bond-related debt service payments and provide all journal entries necessary to ensure the related account balances reconcile the audit schedule.

   ii. We will roll forward the City's prior year long-term debt schedule and prepare any journal entries necessary to ensure that the related account balance reconcile to the audit schedule for the Fund Financial Statements and Government-Wide Financial Statements. Any new debt that needs to be incorporated into the long-term debt schedule will be considered an additional service, as detailed in item #3.

h. Leases (GASB 87) and Subscription Based Technology Arrangements (SBITAs - GASB 96) – We will roll forward the City's GASB 87 leases and GASB 96 SBITAs schedule – as lessee and lessor – and provide the City with all journal entries necessary to ensure all related account balances reconcile to the audit schedules. Any new leases or SBITAs that will need to be accounted for will be considered an additional service, as detailed in item #3.

i. Grant Reconciliation and Schedule of Expenditures of Federal Awards – We will prepare the City's grant reconciliation and prepare any journal entries necessary to ensure the related account balances reconcile to the audit schedule. Additionally, as outlined in b(ii), we will assist the City with incorporating its grant receivables balances into the City's governmental receivables audit schedule.

2) We will serve as a liaison with the City's external auditors for any inquiries directly related to the balance sheet and income statement items listed above.

3) Additionally, through the end of this agreement, expected to end on June 30, 2026, we will provide the City with any professional consultation as agreed upon with City management. The scope, timing, and extent of the additional consultation will be discussed prior to the commencement of any work.

All workpapers or other documents used by us during this engagement will be maintained in segregated files, and such originals and all copies will be returned to you upon the completion of our engagement.

Electronic Data Communication and Storage and Use of Third-Party Service Provider

In the interest of facilitating our services to the City, we may communicate by facsimile transmission, send data over the Internet, store electronic data via computer software applications hosted remotely on the Internet, or allow access to data through third-party vendors' secured portals or clouds. Electronic data that is confidential to the City may be transmitted or stored using these methods. We may use third-party service providers to store or transmit this data, such as providers of tax return preparation and document management software. In using these data communication and storage methods, our firm employs measures designed to maintain data

security. We use reasonable efforts to keep such communications and data access secure in accordance with our obligations under applicable laws and professional standards. We also require all of our third-party vendors to do the same.

You recognize and accept that we have no control over the unauthorized interception or breach of any communications or data once it has been sent or has been subject to unauthorized access, notwithstanding all reasonable security measures employed by us or our third-party vendors, and consent to our use of these electronic devices and applications and submission of confidential client information to third-party service providers during this engagement.

Engagement Administration, Fees and Other

In the interest of facilitating our services to the City, we may communicate by facsimile transmission, send data over the Internet, store electronic data via computer software applications hosted remotely on the Internet, or allow access to data through third-party vendors' secured portals or clouds. Electronic data that is confidential to the City may be transmitted or stored using these methods. We may use third-party service providers to store or transmit this data, such as providers of tax return preparation and document management software. In using these data communication and storage methods, our firm employs measures designed to maintain data security. We use reasonable efforts to keep such communications and data access secure in accordance with our obligations under applicable laws and professional standards. We also require all of our third-party vendors to do the same.

You recognize and accept that we have no control over the unauthorized interception or breach of any communications or data once it has been sent or has been subject to unauthorized access, notwithstanding all reasonable security measures employed by us or our third-party vendors, and consent to our use of these electronic devices and applications and submission of confidential client information to third-party service providers during this engagement.

It is our policy to keep records related to this engagement for a minimum of seven years after the report release date.

Suralink is used solely as a method of exchanging information and is not intended to store the City's information. Upon completion of the engagement, data and other content will be removed from Suralink in accordance with Price Paige & Company's policy.

Our fees for the services described above will be as follows:

Audit preparation, as listed in items 1 and 2	$ 40,750
Total Fixed Fee	40,750
Contingency, as listed in item 3 (hourly, not to exceed)	21,800
Total Maximum Out-of-Pocket Fees	$ 62,550

Our fees are based on expected hours required to perform the service at our standard hourly rates. Our standard hourly rates vary according to the degree of responsibility involved and the experience level of the personnel assigned to your advisory engagement. Our billing rates are reviewed annually and, where appropriate, adjusted for any increases due to inflation and other factors. We will issue a monthly billing statement for the work completed in that month. Payments for services are due when rendered and interim billings may be submitted as work progresses and expenses are incurred. Our fee estimate is based on anticipated cooperation from your personnel and assumption that unexpected circumstances will not be encountered. If significant time is necessary, we will discuss it with you before we incur additional costs. The fees for these services will be billed at the hourly billing rate for the individual involved, plus out-of-pocket expenses.

If any dispute pertaining to our work product arises among the parties hereto, the parties agree first to try in good faith to settle the dispute by mediation administered by the American Arbitration Association under its Rules for Professional Accounting and Related Services Disputes before resorting to litigation. The costs of any

mediation proceeding shall be shared equally by all parties.

All work will be suspended if your account becomes 90 days past due. No work will be resumed until your account is fully paid. You acknowledge and agree that in the event we stop work or withdraw from this engagement as a result of your failure to pay on a timely basis for services rendered as required by this engagement letter, we shall not be liable for any damages that occur as a result of our ceasing to render services. Client and accountant both agree that any dispute over fees charged by the accountant to the client will be submitted for resolution by arbitration in accordance with the Rules for Professional Accounting and Related Services Disputes of the American Arbitration Association. Such arbitration shall be binding and final. IN AGREEING TO ARBITRATION, WE BOTH ACKNOWLEDGE THAT, IN THE EVENT OF A DISPUTE OVER FEES CHARGED BY THE ACCOUNTANT, EACH OF US IS GIVING UP THE RIGHT TO HAVE THE DISPUTE DECIDED IN A COURT OF LAW BEFORE A JUDGE OR JURY AND INSTEAD WE ARE ACCEPTING THE USE OF ARBITRATION FOR RESOLUTION.

If information becomes known that would make our continued involvement in this engagement inappropriate, or parties involved change, we reserve the right to withdraw from this engagement. In addition, we will refuse to perform any requested act that we deem a violation of law, public policy, or our professional ethical standards, and may, as a result, withdraw from the engagement without penalty.

In no event will our firm be liable for incidental or consequential damages resulting from our performance on this engagement, even if we have been advised of the possibility of such damages.

Non-Solicit Clause

We value every one of our clients as well as every one of our employees. We have spent a great deal of time and resources to locate, train, and retain our employees. We respectfully request that you do not solicit our employees to work for you. If you do hire one of our employees within 2 years of when they last worked for Price Paige & Company, we will be due a finder's fee equal to 50% of the annual salary they were earning as of their last day of employment. Payment will be due within 10 days of your receipt of our invoice.

If these terms are in accordance with your understanding and meet with your approval, please return a signed copy via email or regular mail at your earliest convenience. This agreement will become effective when you return the signed copy to us.

If the need for additional services arises, our agreement with you will need to be revised. It is customary for us to describe these revisions in an addendum to this letter.

Sincerely,

Joshua Giosa, CPA
Price Paige & Company

- - - - - - -

RESPONSE:

This letter correctly sets forth the understanding of the **City of Coalinga, California.**

_____

Management Signature *Title* *Date*

STAFF REPORT - CITY COUNCIL/SUCCESSOR AGENCY/PUBLIC FINANCE AUTHORITY

Subject:	Authorize the Fresno Sheriff's Office to Assist the Coalinga Police Department with Evening Dispatch Service Coverage on an Interim Basis Due to an Immediate Need Until a Formal MOU is Considered in August
Meeting Date:	Thursday July 17, 2025
From:	Sean Brewer, Interim City Manager
Prepared by:	Jose Garza, Chief of Police

I. RECOMMENDATION:

The Police Chief and City Manager are recommending that the Council authorize an agreement with the Fresno Sheriff's Office (FSO) to provide dispatch services during the Midnight shift for approximately six months.

II. BACKGROUND:

The Coalinga Police Department has been struggling to maintain dispatch coverage due to several vacancies. We are currently using our Records Clerk and Chief's Secretary, who are former dispatchers, to fill the vacancies until we can hire qualified candidates. The candidates we recently hired or are in the background process have either quit or withdrawn their names for consideration. We currently have other candidates to start the background process, but it will take a month or so to complete their background process. In addition, it will take a minimum of four months to fully train an employee, depending on their prior experience. The FY2025/2026 budget approves for five full-time dispatchers and two part-time dispatchers, and we currently have three full-time dispatchers. As of August 1, one full-time dispatcher working Midnights will be transferred to a part-time dispatcher position, and we are anticipating losing another full-time Midnight dispatcher soon, which will leave us with one full-time dispatcher. We didn't anticipate losing the majority of our full-time dispatchers. We need a minimum staffing of four full-time dispatchers to operate a 24/7 Dispatch Center for the City of Coalinga. This situation prompted us to contact the Fresno Sheriff's Office for assistance with dispatch services.

III. DISCUSSION:

We currently have Mutual Aid Agreements with the Fresno Sheriff's Office in handling prisoner processing, prisoner hospital standby, and specific critical investigations, such as officer involve shootings. The new MOU for dispatch services is currently under discussion with FSO, and our goal is to have the MOU ready for Council approval at the next Council meeting on August 7, 2025. In the meantime, starting on August 1, 2025, the FSO Dispatch Center will need to take over dispatch services for the City of Coalinga during the Midnight shift (1800-0600 hours) for approximately six months, as we'll have no Midnight coverage due to vacancies.

The Fresno Sheriff's Office's current rate for 24/7 dispatch services is $17.74 per person in the population. The City of Coalinga population, according to the State of California Department of Finance census, is 17,608, so our rate would be $26,000 per month. According to FSO, the rate will change and increase about 10% in October/November, which is a normal increase, and can take the rate to about $19.51 per person, or

about $28,627.67 per month. However, we are only asking the FSO to cover 12 hours daily, not 24 hours, so the monthly cost will be approximately $14,313.83 after the rate changes. We would need at least 6 months' coverage, so we are looking at about $78,000 before the rate changes, or about $85,882.98 after the rate changes. Our current monthly salary for Police Technician II (Dispatcher) Step C is $3,673.43, multiplied by 2 for the two Midnight Dispatchers, not including benefits. This equals $7,346.86 multiplied by 6 months, which is $44,081.16.

IV. ALTERNATIVES:

Alternative authorization for dispatch services by FSO not given (not recommended).

V. FISCAL IMPACT:

In FY2025-2026, there will be a fiscal impact to the CPD personnel budget in the amount of $33,918.84, depending on the rate used. However, Police Technician II salary savings have reduced the cost to the City. staff is recommending that we use fund balance to cover these unanticipated costs and in August staff will bring a budget adjustment resolution and dispatch MOU to the Council for approval.

ATTACHMENTS:

File Name	Description
No Attachments Available	

STAFF REPORT - CITY COUNCIL/SUCCESSOR AGENCY/PUBLIC FINANCE AUTHORITY

Subject:	Strategic Plan Implementation - Envision Coalinga Project List Monthly Update (June 2025)
Meeting Date:	Thursday, July 17, 2025
From:	Sean Brewer, Interim City Manager
Prepared by:	Sean Brewer, Interim City Manager

I. RECOMMENDATION:

It is recommended that the City Council receive and file the monthly update for June 2025 on the City's Envision Coalinga strategic planning implementation efforts.

II. BACKGROUND:

As part of the City's 2025 Strategic Planning Session, the Council and Executive Team outlined a vision for Coalinga's future with specific focus areas including infrastructure, economic development, public safety, communication, and quality of life. A key outcome of this planning effort was the creation of the "Envision Coalinga" framework, a comprehensive approach to advancing strategic priorities across departments.

Staff committed to providing, on a regular basis, progress reports in the form of monthly updates to ensure transparency, accountability, and continuity in the implementation of these strategic initiatives.

III. DISCUSSION:

This report provides an overview of progress made on the City's strategic goals under the Envision Coalinga initiative, categorized into six priority areas established during the Council's strategic planning retreat. Each area contains specific projects assigned to key staff, aimed at driving improvements citywide.

Infrastructure & City Improvements

Projects include citywide upgrades such as the access control system, City Hall and Police Department rehabilitation, and facility landscaping. Public infrastructure projects are underway including the Derrick Reservoir completion, the ADA transition plan update, and solar installations at both the Water and Wastewater Treatment Plants. Efforts are also ongoing to rehabilitate the Fire Department exterior, backflow enclosure installations, and the Center Median and Valley Gutter projects.

Community Engagement & Events

Staff are actively preparing for key events such as National Night Out (August 5) and the Coalinga Airshow (September 27). Additional projects include finalizing design of the outdoor food court, installing banner decorations, and planning the Ramsey Splash Park for 2026. The City is also preparing a team-building event and an employee appreciation ceremony.

Public Safety & Emergency Preparedness

Staff have initiated projects such as the implementation of Civic Ready for emergency alerts, the installation of a Fire Department generator, and procurement of a command trailer for PD. Other notable efforts include updating the Animal Control Ordinance, remodeling fire facilities, and launching a feasibility study for enhanced fire services at the airport.

Technology & Administrative Modernization

The City has launched initiatives to modernize internal operations and resident-facing services, including the website redesign and chatbot integration, implementation of NeoGov and OneMeeting software, and AI-assisted building plan checks. Work is also underway to allow virtual and credit card payments citywide.

Employee & Organizational Development

Several projects aim to enhance the City's workforce environment and operations. These include launching appreciation programs, expanding employee benefit education, and updating key finance policies related to reserves, purchasing, travel, and decentralization of finance functions.

Housing & Economic Development

The City has committed to supporting affordable housing efforts by constructing three accessory dwelling units (ADUs) and continuing to pursue economic development opportunities that align with the community's long-term vision.

Future monthly updates will continue to report progress and highlight key milestones in each strategic area.

IV. ALTERNATIVES:

None. Receive Report Only.

V. FISCAL IMPACT:

None.

ATTACHMENTS:

File Name	Description
Envision_Project_List_Monthly_Report-_June_2025.pdf	June 2025 Report
Envision_2025_Summary.docx	Envision Project List 2025

Monthly Project Status Report

Prepared by: Anthony Uribe

Project Name: Re- Pave City Hall / PD Parking Lot

Reporting Period: June 2025

1. Project Overview:

Scope: This project entails resurfacing two facilities using either Cape Seal or Slurry Seal and Striping. City crews will perform tasks such as crack sealing, asphalt patching, dig-outs, and water flow testing to identify low spots.

2. Executive Summary and Progress Update:

This project has not started. Tri-City Engineering will provide the scope of work and cost estimates, along with their recommendations based on photographs of the parking lot.

4. Timeline:

The goal is to integrate this project with the Phase 3 Slurry Seal Project scheduled for Spring of 2026.

5. Budget:

$25,000 has been approved in the FY26 Budget.

6. Upcoming Milestones:

This is an ideal time to undertake this project, as it would allow us to secure a favorable cost for both facilities, especially since we have a slurry seal project planned for next year.

Prepared by: Anthony Uribe

Project Name: Complete Phase 1 of Center Median Project

Reporting Period: June 2025

1. Project Overview:

Scope: This project aims to update and enhance the Center Median Island at Merced Avenue and Chardonnay Lane. The plan includes planting new trees, adding drought-tolerant plants, and incorporating decorative rocks. City crews will also remove all dead trees, plants, and shrubs as part of the preparation work.

2. Executive Summary and Progress Update:

Tri-City Engineering is currently working on the design, scope of work, and cost estimate for the project.

4. Timeline:

Timeline for Design Completion and Construction Schedule will be provided in July Update.

5. Budget:

Budget is $150,000.00

6. Upcoming Milestones:

Complete Design and Confirm Cost Estimates + construction Schedule

Prepared by: Anthony Uribe

Project Name: Phase 1 Valley Gutter Project

Reporting Period: July 2025

1. Project Overview:

Scope: This project involves the replacement of 12 valley gutters that the city has identified as needing reconstruction due to damage. Issues include broken sections, exposed rebar, and potential sinking. Additionally, we will be adding curbs, gutters, and new ramps.

2. Executive Summary and Progress Update:

Tri-City Engineering has been assigned to design the project and outline its scope of work. To optimize costs and address as many valley gutters as possible, this project will be combined with the Sacramento Street Reconstruction Project.

4. Timeline:

The bidding process is scheduled for July 2025, with construction expected to start in September and be completed by mid-December.

5. Budget:

We Allocated $100,000 for repairs.

6. Upcoming Milestones:

Complete Design and Confirm Cost Estimates + construction Schedule

Prepared by: Anthony Uribe

Project Name: Slurry Cape seal Project Phase 2

Reporting Period: July 2025

1. Project Overview:

Scope: This project involves improving street base failure and resurfacing on various citywide streets to improve the street's life span within the city. A total of 51 streets is recommended for improvements of cape sealing with slurry sealing. The scope of work also includes replacement of striping and markings. City crews will be doing asphalt concrete "dig-out" repairs, asphalt concrete patching and crack sealing.

2. Executive Summary and Progress Update:

This project was awarded to American Paving system on 6/18/2025

4. Timeline:

Project is expected to start on July 28, 2025 and be completed by October 21, 2025.

5. Budget:

The cost estimate is $1,126,000.00.

Bid Award was for $1,238,600.00.

6. Upcoming Milestones:

Construction Completion: October 2025

Prepared by: Anthony Uribe

Project Name: Backup Generator Connection for Sewer Lift Stations

Reporting Period: July 2025

1. Project Overview:

Scope: This project involves updating and improving four of our city's sewer lift stations by installing a cellular alarm call-out system and creating electrical connections for backup generator power. Additionally, we will be replacing two sewer lift station pumps.

2. Executive Summary and Progress Update:

MKN Engineering is currently developing a scope of work and a cost estimate for the design phase. At this time, a start date has not yet been determined.

4. Timeline:

At this time, a start date has not yet been determined.

5. Budget:

TBD

6. Upcoming Milestones:

Design Cost and Schedule to be established.

Prepared by: Anthony Uribe

Project Name: Complete Derrick Reservoir Project

Reporting Period: July 2025

1. Project Overview:

Scope: The primary scope of work is to rehabilitate approximately 7.5-million-gallon steel tank, located on the northeast corner of South Derrick Avenue and Jayne Avenue. This project includes installing new coatings, piping, a roof, and paint.

2. Executive Summary and Progress Update:

The contractor is currently conducting testing and making final adjustments to the roof. Once this work is completed, they will proceed to the tank shell to begin blasting and coating. We are about a month behind schedule on this project, but the contractor believes they can get back on track once they start working on the tank shell and floor.

4. Timeline:

Project to be complete by mid-September 2025

5. Budget:

- Project Budget: $4,463,853.77.
- Project expenses to date as of May 2025: $2,439,995.31.
- This project, due to the unforeseen issues that have arisen will see budget overages however the impacts will not impact the water fund negatively.

6. Upcoming Milestones:

The roof has taken a little longer than expected with priming, coating and testing. But hoping to get back on track once we move to the shell and floor. Hoping to have water in the tank by September provided that the shell and floor don’t need a lot of patch work.

Prepared by: Anthony Uribe

Project Name: Update Water Treatment Plant Maintenance & Operation Plans

Reporting Period: July 2025

1. Project Overview:

Scope: This project is governed by Title 22 of the California Code of Regulations, which requires a water supplier to operate a surface water treatment plant in accordance with a Maintenance and Operations Plan approved by the State Water Resources Control Board's Division of Drinking Water.

2. Executive Summary and Progress Update:

MKN Engineering has been updating our Operations and Maintenance (O&M) Plan, which was last revised in 2003. City staff have reviewed the draft report and provided their comments. It is now with the State Water Resources Control Board (SWRCB) for review and approval.

4. Timeline:

1-2 months for SWRCB Review.

5. Budget:

Budget: $58,262.00. No changes in the budget as of June.

6. Upcoming Milestones:

- SWRCB review of Plan.
- Approval of Plan.

Prepared by: Anthony Uribe

Project Name: Completion of ADA Transition Plan Update

Reporting Period: July

1. Project Overview:

Scope: This city-wide ADA improvement project focuses on developing a comprehensive citywide transition plan to enhance accessibility for individuals with disabilities. This plan outlines strategies for improving public facilities, sidewalks, and curb ramps.

2. Executive Summary and Progress Update:

The city will use the ADA transition plan to determine where improvements can be made and how to incorporate the needed improvements into future projects. Tri-City Engineering is currently developing the scope of work and cost estimate. I will provide further updates as the project moves forward.

4. Timeline:

Completion by end of FY26

5. Budget:

$24,000

6. Upcoming Milestones:

- Scope of Work from City Engineer
- Preparation of Plan
- Council Approval of Plan

Prepared by: Anthony Uribe

Project Name: Increase Wastewater Treatment Plant Land Discharge Area

Reporting Period: July 2025

1. Project Overview:

Scope: This project aims to purchase or lease additional property to discharge water onto city property.

2. Executive Summary and Progress Update:

I am currently working with a landowner to acquire land for leasing or purchasing to increase our capacity for discharging wastewater. However, the landowner is not interested in leasing or selling any part of their property at this time.

4. Timeline:

I will continue to check back with them every couple of months.

5. Budget:

None

6. Upcoming Milestones:

None

Prepared by: Anthony Uribe

Project Name: Complete Ramsey Splash Park

Reporting Period: July 2025

1. Project Overview:

Scope: The primary scope of work is to construct a new 0.4-acre public park, to be called Ramsey Park, on the undeveloped lot located at 405 5th Street, Coalinga, CA. Site improvements include, but not limited to, reconstruction of the existing concrete sidewalk, drive approach, curb, gutter and one ADA parking stall with striping. Park amenities include a new splash pad, shade structure, restrooms, a shower, drinking fountains, trash receptacles, seat walls, benches, picnic benches, and signage. Site improvements also include new private access and driveway for city maintenance, grass areas, trees, new and improved utilities including drainage improvements, a CMU block wall and ornamental fencing with ornamental vehicle gate and pedestrian gate.

2. Executive Summary and Progress Update:

This project entails City Engineers to design the new park and oversee project management which includes California Commercial Pools who is responsible to design and construct the splash pad, Green Flush Restrooms who is responsible to design and construct a Pre-Fab Restroom, and a site contractor who will be responsible to construct the site and all amenities except for the splash pad, including placing and finish connecting the pre-fab bathroom and install the shade structure.

Design of Site Improvements are currently in progress. A California Health Department Review has been conducted, and comments have been received and all consultants are working on revising their designs to satisfy the Health Department Review. Prior to hiring the site contractor, all finals designs will be submitted to the City and the Health Department for final approval.

4. Timeline:

The tentative schedule is set for a ribbon cutting goal of end of May 2026. The Splash Pad Vendor and Restroom consultants have been hired and are revising their designs for the new site. The Prime Contractor has not been contracted as all final plans must be approved prior to bid.

5. Budget:

The total cost for this project stands at $2,082,972.86. Costs carried over from the previous site include the purchased shade structure, the Preliminary Engineering

Consultant, splash pad consultant California Commercial Pools, restroom consultant Greeenflush, and donated items as shown on the cost estimate.

$1.7 Million has been budgeted in FY26 which is expected to cover the remaining project expenses.

6. Upcoming Milestones:

Summer 2026 Project Completion and Opening

Monthly Project Status Report

Prepared by: Sean Brewer

Project Name: Explore Feasibility of a New Veterans Hall

Reporting Period: June, 2025

1. Project Overview:

Scope: Evaluate the feasibility of establishing a new Veterans Hall in Coalinga, including review of funding mechanisms (state/federal grants, earmarks), special district formation, and potential partnerships with federal/state representatives.

2. Executive Summary and Progress Update:

During this reporting period, staff initiated the preliminary feasibility assessment in response to a City Council directive. Initial outreach to our federal lobbyist identified two potential paths for pursuing a Veterans Hall:

<u>Special District Formation:</u>

Establishing a Veterans Memorial District is a potential option, but involves a complex, multi-step process governed by LAFCo. Key steps include public engagement, feasibility study, CEQA compliance, and a potential election. Estimated costs range from tens of thousands to over $100,000 depending on CEQA and election requirements.

<u>Federal Earmarks:</u>

This project could qualify for federal funding through the Community Project Funding (earmark) process. According to Townsand, here are couple projects received significant allocations for a veterans center/hall:

- $850,000 to Manteca for a Veterans Center (2024)
- $1,250,000 to Watsonville (2025, rescinded in CR)

Spencer Street of Townsend Public Affairs is monitoring fall timelines for earmark submissions and will support a future application to Rep. Gray and Senators Padilla and Schiff.

Potential Challenges:

The complexity and cost of forming a new district may outweigh the benefits unless local momentum or a clear funding path is secured. Staff will need to determine if this path is viable or whether earmark funding alone can support the project.

4. Timeline:

Timeline:

- June 2025: Initial feasibility review and funding exploration
- Fall 2025: Potential federal earmark application preparation
- 2026: Further exploration of special district formation (if pursued)

5. Budget:

None allocated at this time; exploratory phase only

6. Upcoming Milestones:

- Coordinate with CSDA and LAFCo for guidance on district formation
- Schedule internal strategy meeting for earmark submission
- Draft summary for Rep. Gray's office to begin 2026 earmark positioning
- Identify potential stakeholders (local veterans organizations, service clubs)

Project Name: Outdoor Food Court (Design Phase)

Reporting Period: June, 2025

1. Project Overview:

Scope: The City of Coalinga is exploring the development of an outdoor food court on the vacant lot located along Elm Avenue between 4th and 5th Streets, designed to serve as a vibrant community gathering space and economic incubator. The project will feature retrofitted sea train containers that provide affordable, flexible space for start-up restaurants and small food vendors, promoting local entrepreneurship and culinary diversity. In addition to the container units, the site will include designated parking and utility hookups for rotating food trucks, open seating areas, shaded canopies, community gathering zones, and amenities such as firepits to enhance year-round usability. The space is intended to activate a currently underutilized property, encourage foot traffic along Elm Avenue, and serve as a dynamic hub for residents and visitors alike.

Timeline: April 2026

2. Executive Summary and Progress Update:

Staff has obtained the preliminary design services of Precision Civil Engineering to provide the City with a conceptual drawing that will then be presented to the City Council and public for feedback prior to proceeding with an official work order and design engineering.

4. Timeline:

Preliminary Design Complete by Fiscal Year End 2026

5. Budget:

For FY26 there is $100,000 budgeted for preliminary design services with expectations of construction in FY27 unless design is complete early and the Council may approve a budget adjustment for construction should it be within a reasonable amount.

6. Upcoming Milestones:

Concept Plan: August 2025

Preliminary Design Started: October 2025

Project Name: Update Commercial Vehicle Parking Standards

Reporting Period: June, 2025

1. Project Overview:

Scope: The City of Coalinga is undertaking a comprehensive update to its commercial vehicle parking standards to address growing concerns related to the illegal parking of large commercial vehicles within city limits. This project will involve reviewing existing municipal code provisions, identifying enforcement gaps, and drafting clear, enforceable regulations that prohibit the overnight parking, staging, or maintenance of large commercial vehicles in residential areas, vacant lots, and public rights-of-way. The updated ordinance will define key terms, establish appropriate fines and penalties, and provide clear exceptions for loading, unloading, and emergency vehicles.

Timeline: Draft Ordinance (October 2025), Adoption February 2026.

2. Executive Summary and Progress Update:

Staff has been evaluating examples of other codes, as well as looking at alternative parking solutions, such as designated truck parking areas and an enforcement strategy to ensure compliance. The revised code will be brought forward to the Council for review and adoption.

4. Timeline:

Staff expects to have a draft ordinance before the Council for review by October 2025.

5. Budget:

No formal budget, staff time.

6. Upcoming Milestones:

Provide draft to City Council.

Project Name: Website Re-design Efforts

Reporting Period: June, 2025

1. Project Overview:

Scope: The City of Coalinga is redesigning its municipal website to improve usability, accessibility, and online service delivery. The current site is difficult to navigate and staff wants to improve access to important city services and information. The updated site will feature a modern, mobile-friendly design, ADA compliance, multilingual support, and a streamlined content management system.

Timeline: July 2026

2. Executive Summary and Progress Update:

Staff is working with Civic Plus to schedule pre-re-design meeting to discuss scope and timeline for the update.

4. Timeline:

Meeting with Civic Plus September 2025

5. Budget:

The cost is included in the City's existing contract with Civic Plus for web services.

6. Upcoming Milestones:

Meeting Conducted with Civic Plus – September 2025

Project Name: Chatbot Integration into Website

Reporting Period: June, 2025

1. Project Overview:

Scope: The City of Coalinga is seeking to integrate a CivicPlus AI-powered chatbot into its municipal website as part of a broader effort to enhance customer service, improve accessibility, and streamline access to city information. This chatbot will serve as a 24/7 virtual assistant capable of answering frequently asked questions, guiding users to relevant services and resources, and reducing the volume of routine inquiries received by City staff.

Timeline: December 2025

2. Executive Summary and Progress Update:

Staff has been in contact with Civic Plus staff to set up a meeting and discuss schedule for integrating the Chatbot Feature into the Website.

4. Timeline:

Staff expects to schedule a meeting with Civic Plus in the next 2 months.

5. Budget:

None Determined at this time.

6. Upcoming Milestones:

Budget presented to Council.

Project Name: Launch Personnel Appreciation Programs

Reporting Period: June, 2025

1. Project Overview:

Scope: The Personnel Appreciation Program will be developed and launched in phases, beginning with employee engagement and employee surveys to assess needs and preferences, followed by designing a structured recognition framework that includes award categories, nomination processes, and communication strategies. The program will establish clear policies, secure funding, and undergo any necessary administrative or council approvals before implementation. Once launched, the City will promote the program through internal enhanced communication and train supervisors on program guidelines. The program will include regular recognition events or initiatives and will be evaluated periodically for effectiveness, with adjustments made based on employee feedback and participation metrics.

Timeline: January 2026

2. Executive Summary and Progress Update:

Preliminary work has started but there has been little work completed at this time.

4. Timeline:

Monthly progress is expected moving into January 2026

5. Budget:

$6,000

6. Upcoming Milestones:

Gathering Information on program types, conduct employee surveys and continue monthly birthday celebrations and milestones acknowledgements.

Project Name: Expand Education on Retirement, Medical Benefits, and Mental/Physical Wellness Programs

Reporting Period: June, 2025

1. Project Overview:

Scope: An expanded education initiative on retirement, medical benefits, and mental/physical wellness programs would include a series of workshops, webinars, and one-on-one consultations designed to help employees make informed decisions about their benefits. This would cover CalPERS retirement plans, deferred compensation contributions, healthcare coverage options, and available wellness resources. Employees would receive guidance on how to maximize their retirement savings through voluntary 457(b) contributions, understand their medical and mental health benefits, and access tools for physical wellness and stress management. Educational materials and digital resources would be provided to support long-term financial planning and overall well-being.

Timeline: Ongoing throughout FY26

2. Executive Summary and Progress Update:

Staff has been engaging with our health care brokers to set up periodic times to educate employees on various benefits to take advantage of under the City's health care plans. Staff has also been in contact with its 457 provider to provide education on the benefits of contributing to a deferred comp plan.

4. Timeline:

Ongoing throughout FY26

5. Budget:

This will be implemented through the operations budget of the city.

6. Upcoming Milestones:

Schedule 457(b) provider to provide guidance on how to maximize their retirement savings through voluntary 457(b) contributions.

Project Name: Build (3) ADU’s

Reporting Period: June, 2025

1. Project Overview:

Scope: The City will implement and build two Accessory Dwelling Units (ADUs) on City-owned property.

Timeline: July 2026

2. Executive Summary and Progress Update:

This will be completed through a phased approach that has begun with verifying eligible funding sources and identifying potential additional grant opportunities. Staff is working to develop preliminary cost estimates for construction, coordinate site planning and utility access, and ensure compliance with zoning and permitting requirements.

This initiative aims to create additional housing units while demonstrating the City's commitment to addressing local housing needs through innovative use of public land.

4. Timeline:

Currently establishing budgets and funding sources.

5. Budget:

Pending

6. Upcoming Milestones:

Establish Funding Available for the design and construction.

Project Name: Clean City Initiative

Reporting Period: June, 2025

1. Project Overview:

Scope: The Clean City Initiative focuses on enhancing code enforcement efforts by revising and modernizing municipal property maintenance regulations. The goal is to ensure compliance and create a clear, enforceable framework that communicates what businesses and residents are expected to adhere to in maintaining their properties. This effort includes developing more proactive enforcement strategies, improving public education, and aligning internal resources to support sustained compliance.

Timeline:

Initial outline and staff research – September 2025
Council presentation of draft recommendations – November 2025
Adoption and implementation of revised code – January/February 2026

2. Executive Summary and Progress Update:

During this reporting period, staff initiated internal discussions and began drafting an outline for proposed changes to the City's property maintenance regulations. The draft will serve as the foundation for future code revisions and enhanced enforcement protocols. Staff is identifying priority areas for improvement, including junk/debris removal, fencing standards, landscaping, and signage.

Staff plans to address this by incorporating clear language in the updated regulations and launching a targeted outreach campaign once the revisions are finalized.

4. Timeline:

June the City Manager and Code Enforcement Officer began preparing an outline of regulatory changes and possible language changes to clarify the City's intentions and expectations.

5. Budget:

There is no dedicated project budget at this stage. Staff is utilizing existing resources for research and drafting.

6. Upcoming Milestones:

Complete draft outline of revised regulations (August 2025)

Project Name: Water and Wastewater Treatment Plant Solar Projects

Reporting Period: June, 2025

1. Project Overview:

Scope: The City of Coalinga is implementing solar energy systems at both the Water Treatment Plant and the Wastewater Treatment Plant to offset utility costs and promote long-term energy sustainability. The projects involve the design, permitting, and installation of ground-mounted photovoltaic systems at each facility. Design is complete for both sites. Land leases have been secured, and the construction drawings for the Water Treatment Plant project have been submitted to Fresno County for review, as it is located outside city limits.

Timeline: April 2026

2. Executive Summary and Progress Update:

During the current reporting period, Johnson Controls finalized the design for both solar projects and secured all necessary land leases. Construction drawings for the Water Treatment Plant have been officially submitted to Fresno County for review and approval, marking a significant milestone due to the plant's location outside City jurisdiction. The

Wastewater Treatment Plant project is close to permit ready as this will be handled by City staff. No major issues have arisen to date, but staff will closely monitor the County's permitting timeline, as delays in review could impact the overall schedule. Coordination with PG&E for interconnection is ongoing.

4. Timeline:

Construction Expected to start in August/September 2025

5. Budget:

$10,774,672.00 (Combined both Projects)

6. Upcoming Milestones:

- Fresno County approval of Water Treatment Plant construction drawings.
- Construction documents for Wastewater Treatment Plant Completed.
- Begin construction mobilization.
- Execute PG&E interconnection agreements.

Monthly Project Status Report

Prepared by: Eric De Leon

Project Name: Complete Landscaping at City Parking Lot

Reporting Period: June, 2025

1. Project Overview:

Scope: This project intel's grubbing and clearing current landscape removal of 3 trees and trimming remaining trees. It also includes re-doing all new irrigation, removal of excess dirt installing rock cover, planting drought resistant plant material and planting 2 new trees.

Timeline: 7/1/25-8/1/25

2. Executive Summary and Progress Update: Currently projects began with USA being submitted, Trees being removed, old signs for give a heart have been removed. Grubbing and clearing has begun.

3. Timeline:

7/1/25-7/14/25 Clearing and Grubbing

5. Budget:

Grounds Repairs & Maintenance 107-422-84050. Expenses absorbed in operations and maintenance budget.

5. Upcoming Milestones:

Working on final design and layout of plants and materials

Project Name: Update Curb Painting Near Schools

Prepared by: Eric De Leon

Reporting Period: June, 2025

1. Project Overview:

Scope: This project intel's coordinating with the school district and getting a meeting scheduled to go over red curb painting and getting a plan together to update all red curbs around schools. Determining what needs to stay and what can be removed. Then executing plan to remove red paint not needed and update any new paint needed.

Timeline: Expected timeline to be completed by Sept. 1, 2025

2. Executive Summary and Progress Update: I have reached out to the Maintenance Supervisor at the School District (Rod), and I have set up a meeting for Anthony and Myself, with Rod, his safety personnel and Director of Transportation for July 29, 2025, at 10 am in the City Hall Conference room.

3. Timeline:

Meeting scheduled with School district for July 29,2025

4. Budget:

Item funded out of Street Materials 107-422-70130. Expenses absorbed in operations and maintenance budget.

5. Upcoming Milestones:

Reviewing all red curb marking currently in place 7/1/25-7/29/205

Project Name: Holiday Lighting for City Hall, Fire Department, Archway Signage

Prepared by: Eric De Leon

Reporting Period: June, 2025

1. Project Overview:

Scope: The scope of this project is to install holiday lighting at City Hall, Fire Department and Archway Signage. Contact Vendors/ Contractors to see about what options are out in the market to get quality holiday lighting installed.

Timeline: Completed by Nov. 1, 2025

2. Executive Summary and Progress Update: I have reached out to Blue Hopper which provides Permanent Municipal Outdoor lighting solutions. A google meet web conference has been scheduled for July 8th, 2025, at 11 am.

4. Timeline:

Web Conference with Blue Hopper scheduled 7/8/2025

5. Budget:

$7,000

6. Upcoming Milestones:

Get costs by end of July 2025

Project Name: Banner decorations on Light Poles

Prepared by: Eric De Leon

Reporting Period: June, 2025

1. Project Overview:

Scope: The scope of this project is to look at getting Decorative Banners for light poles. Get a cost for each banner and identify all areas that will need banners.

Timeline: Get completed by Nov.1, 2025

2. Executive Summary and Progress Update: I have reached out to JHTackett Marketing same place we get our Veteran Banners from to see what it will intel to get banners made. We thought the same size of banners could be created so an easy change out from current Veteran Banners to Seasonal Banners can be made without having to change brackets. Depending upon the design we create, or they do roughly cost per Banner can range from $120-$160 dollars. Will be reaching out to other Vendors to see if they carry same size banners or if they have other similar banners.

4. Timeline:

Get pricing and options by end of July 2025

5. Budget:

$5,000

6. Upcoming Milestones:

Determine Purchase/Design Options by end of July

Project Name: Install Sail Shades at Dog Park - COMPLETE

Prepared by: Eric De Leon

Reporting Period: June, 2025

1. Project Overview:

Scope: Installation of sail shades at the Dog Park.

Timeline: Complete

2. Executive Summary and Progress Update:

Sail shades have been installed.

4. Timeline:

Complete – Repairs underway.

5. Budget:

$8,000 – Project was complete under budget. Some this this budget may be used to replace the torn sail shades that have occurred in the last month.

6. Upcoming Milestones:

Replace torn sail shades.

Monthly Project Status Report

Prepared by: Greg DuPuis, Fire Chief

Project Name: Landscaping & City Facilities Projects

Reporting Period: July 2025

1. Project Overview:

Scope: Modernize exterior of Fire Department (Landscaping, Signage, Paint).

Timeline: September 2025

2. Executive Summary and Progress Update:

BC Long to manage the project. He is working on 3 quotes.

3. Timeline:

Just started

4. Budget:

$30,000

5. Upcoming Milestones:

Receive 3 quotes.

Monthly Project Status Report - COMPLETED

Prepared by: Greg DuPuis, Fire Chief

Project Name: Ambulance & Fire Services

Reporting Period: July 2025

1. Project Overview:

Scope: Increase Ambulance Rates

Timeline: July 2025

2. Executive Summary and Progress Update:

Chief presented at the June 18 Council meeting. Approved by Council. Will take effect July 1, 2025

3. Timeline:

Completed

4. Budget:

N/A

5. Upcoming Milestones:

Wittman has made the changes and will be our biller until September 30. Sharp to take over October 1.

Monthly Project Status Report

Prepared by: Greg DuPuis, Fire Chief

Project Name: Ambulance & Fire Services – Improvements to Training Center

Reporting Period: July 2025

1. Project Overview:

Scope: Improvements to the Fire Department training center.

Timeline: December 2025

2. Executive Summary and Progress Update:

Apply for CIRA grant to keep improving on the training facility.

3. Timeline:

Just started

4. Budget:

Will be asking for $75,000. Money will be used for training props, extending the workspace, awning and restroom facilities. (could be port-a-potty)

5. Upcoming Milestones:

Determine Cost Estimate and CIR funding opportunities.

Monthly Project Status Report

Prepared by: Greg DuPuis, Fire Chief

Project Name: Ambulance & Fire Services – Remodel Fire Department Bathroom

Reporting Period: July 2025

1. Project Overview:

Scope: Remodel Fire Department Bathroom

Timeline: September 2025

2. Executive Summary and Progress Update:

BC Milligan to manage the project. He is working on 3 quotes.

3. Timeline:

Just started

4. Budget:

$40,000

5. Upcoming Milestones:

- Receive 3 Quotes and Execute Contract for Services
- Complete Construction

Monthly Project Status Report

Prepared by: Greg DuPuis, Fire Chief

Project Name: Ambulance & Fire Services - Sponsor Medic School & Fire Academy

Reporting Period: July 2025

1. Project Overview:

Scope: Sponsor Medic School & Fire Academy

Timeline: Continuous

2. Executive Summary and Progress Update:

Project already started. To date we have had 3 EMT's enroll in medic school and 2 Firefighters enroll in the Fire Academy.

3. Timeline:

On going

4. Budget:

$10,000 medic school, $9,000 Fire Academy

5. Upcoming Milestones:

2 EMT's to graduate Medic school in 9/2025, 1 in 2026. 1 FF has already graduated from the fire academy in May of 2025. 1 to graduate December 2025.

Monthly Project Status Report

Prepared by: Greg DuPuis, Fire Chief

Project Name: Feasibility Plan for Increased Presence of the Fire Department at the Coalinga Airport including Ancillary Services (ie. CAL Fire, Sky Life, Ect)

Reporting Period: July 2025

1. Project Overview:

Scope: Determining the Feasibility of Increased Presence of the Fire Department at the Coalinga Airport including Ancillary Services (ie. CAL Fire, Sky Life, Ect)

Timeline: September 2025 to present to Council

2. Executive Summary and Progress Update:

Chief and BC Long are currently working on the study.

3. Timeline:

Just started

4. Budget:

Staff resources.

5. Upcoming Milestones:

Presentation to City Council.

Monthly Project Status Report

Prepared by: Greg DuPuis, Fire Chief

Project Name: Emergency Readiness: Implement Civic Ready

Reporting Period: July 2025

1. Project Overview:

Scope: CivicReady is a mass notification system developed by CivicPlus that enables local governments and public safety agencies to quickly communicate emergency alerts and routine updates to residents through text messages, phone calls, emails, and mobile push notifications. It supports targeted messaging using geographic filters and integrates with FEMA's IPAWS for national alerts. Residents can customize their notification preferences and receive information in multiple languages. Common uses include severe weather warnings, boil water notices, road closures, and community event reminders, making it a critical tool for enhancing public safety and civic engagement.

Timeline: September 2025

2. Executive Summary and Progress Update:

Chief DuPuis has completed the training. This would be a good assignment to bring aboard the new Public Outreach Coordinator position when hired.

3. Timeline:

Started April 2025, completed training June 2025. Next step is to train staff and implement.

4. Budget:

Staff resources, this service is included in the Civic Plus Platform the City uses for its website.

5. Upcoming Milestones:

Monthly Project Status Report

Prepared by: Greg DuPuis, Fire Chief

Project Name: Install Fire Department Generator

Reporting Period: July 2025

1. Project Overview:

Scope: Emergency Readiness: New Generator

Timeline: Still waiting on PG&E. No response. Chris Phillips, from Phillips Electric, working with PG&E.

2. Executive Summary and Progress Update:

Project was started in 2022. Multiple delays due to PG&E and project managers have delayed installation. Permits approved May 2025. The last step is PG&E approval and installation.

3. Timeline:

Began 2022

4. Budget:

Unknown. Still waiting for a quote from Phillips Electric once PG&E approves project.

5. Upcoming Milestones:

Have had multiple conversations with Chris Phillips. The delay is with PG&E, not him. I Have been doing weekly check-in since the start of the year.

Monthly Project Status Report

Prepared by: Police Chief Jose Garza

Project Name: Purchase a Command Trailer

Reporting Period: July 2025

1. Project Overview:

Scope: Purchase a multipurpose Command Trailer for the Coalinga PD that would be used in large emergency operations, DUI check points, crime scene investigations, Derby, and community events.

Timeline : FY 2026/2027

2. Executive Summary and Progress Update:

Staff will begin researching the type of trailer and equipment needed to outfit a multipurpose Command Trailer.

3. Timeline:

Research and Recommended Specifications complete by February 2026.

4. Budget:

No budget for FY26 – Staff Time for Research.

5. Upcoming Milestones:

No update

Project Name: Update Animal Control Ordinance

Prepared by: Police Chief Jose Garza

Reporting Period: June, 2025

1. Project Overview:

Scope: Review and approval of the amended Animal Control Ordinance 6-1 .30 Sections 1 through 5.

Timeline: August 2025

2. Executive Summary and Progress Update:

I received the updated draft of the Animal Control Ordinance from the City Attorney, which was reviewed. The City Attorney added specific language and edits to Sections 1, 2, 3, 4 and increased the fines in Section 4 d. I agree with the changes and with the City Manager approval, the amended sections will need to be added to future agenda for Council approval.

4. Timeline:

August 2025

5. Budget:

Attorney fees for preparation.

6. Upcoming Milestones:

- Council direction in August 2025
- Ordinance Adoption Hearings in August and September.

6. Upcoming Milestones:

Once approved by Council, CPD and ACO can enforce the new fines.

Financial Services Department

Monthly Project Status

FY2025/2026

Prepared by Mai Vang

Table of Contents

Project Name: Decentralize Finance Functions 2
Project Name: Establish Cash Handling Policy 3
Project Name: Update CalCard Policy 5
Project Name: Credit Card Payments for all Services 7
Project Name: Update Reserve Policy 9
Project Name: Update Travel Policy 10
Project Name: Revise Fund Balance and Reserve Policy 12
Project Name: Implement Virtual Pay with the Bank 14
Project Name: Update Purchasing Policy 15

Monthly Project Status Report

Prepared by: Mai Vang

Project Name: Decentralize Finance Functions

Reporting Period: July 2025

1. Project Overview:

Scope: Decentralize finance functions through process automation using workflow. Finance functions include Accounts Payable, Accounts Receivable, Purchase Orders, Journal Entries, Miscellaneous Revenue receipts, Travel Requests, and Budget Amendments.

Timeline: Expected Date of Completion: June 30, 3027

2. Executive Summary and Progress Update:

The Financial Services Department is undertaking a strategic initiative to decentralize its finance function in response to persistent inefficiencies in the current centralized model. This project is driven by the need to enhance operational responsiveness, improve accountability at all levels, and streamline financial workflows across the organization.

Recent internal assessments have highlighted critical delays in budget execution, lack of transparency in financial reporting, and bottlenecks in procurement and expenditure approvals. Additionally, the existing financial system is not utilized to its full extent to ensure control and compliance. As a result, the current centralized structure has become a constraint on timely decision-making and departmental autonomy.

Decentralization is being pursued as a solution to distribute financial responsibilities more evenly, empower departments with direct control over their budgets, and foster a more agile and responsive finance ecosystem.

Progress Update: Project has not started

3. Timeline:

October 2025

1. Planning and prioritizing the order of module implementation.
2. Work with TylerTechnologies for support and guidance

4. Budget:

No Budget at this time.

5. Upcoming Milestones:

August 2025 – Work with TylerTechnologies for support and guidance

Monthly Project Status Report

Prepared by: Mai Vang

Project Name: Establish Cash Handling Policy

Reporting Period: July 2025

1. Project Overview:

Scope: The City of Coalinga is initiating a project to create and implement a Cash Handling Policy to provide clear, consistent procedures and internal controls for the secure collection, handling, deposit, and reconciliation of cash and other monetary instruments. The policy will apply to all departments that collect revenues in the form of cash, checks, money orders, or credit/debit card payments, including but not limited to utility billing, permit payments, and event fees.

This effort is critical to safeguarding public funds, reducing financial risk, and ensuring compliance with audit and accounting standards.

Timeline: Expected Date of Completion: 8/31/2026

2. Executive Summary and Progress Update:

The City of Coalinga is developing a formal Cash Handling Policy to ensure that all cash and monetary transactions are conducted in a secure, consistent, and accountable manner across all departments. This initiative is essential to protecting public funds, strengthening internal controls, and aligning the City's financial practices with industry and audit standards.

Currently, the absence of a centralized and standardized cash handling policy creates potential risks related to mismanagement, theft, and inconsistent procedures. To address this, the policy will establish clear protocols for the collection, safeguarding, reconciliation, and deposit of cash, checks, money orders, and credit/debit card payments.

Progress Update: Have not started on the project

3. Timeline:

Phase	Description	Target Date
Policy Review	Analyze current policy, identify gaps, gather input	May 2026
Drafting	Develop updated policy language and structure	July 2026
Legal Review	Incorporate feedback from legal	July 2026

Phase	Description	Target Date
Council Approval	Present final policy for Council adoption	August 2026
Rollout & Training	Distribute policy, train staff on procedures	August 2026

4. Budget:

$1,000 Legal Review

5. Upcoming Milestones:

Policy review – May 2026

Monthly Project Status Report

Prepared by: Mai Vang

Project Name: Update CalCard Policy

Reporting Period: July 2025

1. Project Overview:

Scope: Initiating an update of its outdated CalCard policy to enhance financial controls, streamline purchasing processes, and reinforce accountability. The revised policy will provide clear procedures for issuing, using, monitoring, and reconciling CalCards, ensuring compliance with procurement guidelines and audit standards.

Timeline: Expected date of completion: 5/31/2026

2. Executive Summary and Progress Update:

The City of Coalinga is undertaking a comprehensive update of its outdated CalCard Policy to improve fiscal oversight, streamline procurement processes, and reinforce accountability across departments. As CalCards are a critical tool for day-to-day purchasing, a clear and robust policy is essential to safeguard public funds and ensure consistent, compliant use.

The revised policy will focus on four key areas:

1. **Efficiency:** Simplifying and clarifying purchasing procedures, thresholds, and reconciliation requirements to improve operational flow and reduce administrative burden.
2. **Internal Controls:** Strengthening financial safeguards by formalizing documentation standards, review protocols, and audit mechanisms to minimize risk and support transparency.
3. **Accountability:** Establishing clearly defined roles and responsibilities for cardholders, supervisors, and Finance staff, along with consequences for misuse and non-compliance.
4. **Access & Procedures:** Introducing a formal process for requesting and issuing CalCards, including eligibility requirements, supervisor authorization, mandatory training, and a signed agreement form.

This modernization effort will align the City's policy with best practices, ensure compliance with applicable procurement and audit standards, and provide a reliable framework for consistent and responsible CalCard use.

Progress Update: Have not started

3. Timeline:

Task	Target Date
Policy Assessment & Internal Interviews	January 2026
Draft Updated Policy	February 2026
Legal & Departmental Review	March 2026
Council Presentation & Adoption	April 2026
Policy Rollout and Training	May 2026

4. Budget:

$1,000 – Legal Review

5. Upcoming Milestones:

Policy Assessment & Internal Interviews

Monthly Project Status Report

Prepared by: Mai Vang

Project Name: Credit Card Payments for all Services

Reporting Period: July 2025

1. Project Overview:

Scope: To accept credit card payment for all services

Timeline: Expected Date of Completion: November 3, 2025

2. Executive Summary and Progress Update:

The City currently accepts credit card payments only for utility billing. Payments for other services—such as business licenses, permits, and administrative transactions—must still be made via cash, check, or money order.

In accordance with SB 379, most California cities and counties are required to implement an online, automated permitting platform for solar-related permits by September 30, 2024. This transition highlights the City's ongoing challenges with its current merchant payment processor.

At present, the City uses OpenEdge for credit card processing. However, the provider imposes substantial service fees and lacks the capability to distinguish payments made for services beyond utility billing. Despite efforts to address this—such as requesting a rate analysis and reviewing alternative proposals—the projected annual processing cost remains high, exceeding $300,000.

City staff have also engaged Tyler Technologies, the provider of the City's financial system, to explore a more cost-effective payment solution. We are currently awaiting their proposal, which will include a revised fee structure and implementation options.

Progress update: Pending quote for service and rates. Expect to receive it the week of July 7th.

3. Timeline:

July – Obtain service and rate comparison from TylerTechnologies for the service

August 2025 – Decide on a solution and implement

1. Continuing service with Open Edge
2. Start merchant service and implement solution with TylerTechnologies

4. Budget:

Plan to use the cost savings from the budgeted Fees to pay for the implementation.

General Fund $40,000

Water Fund	$160,000
Gas Fund	$120,000
Sewer Fund	$76,000
Sanitation Fund	$4,000

5. Upcoming Milestones:

Quote for services from TylerTechnologies

Monthly Project Status Report

Prepared by: Mai Vang

Project Name: Update Reserve Policy

Reporting Period: July 2025

1. Project Overview:

Scope: Update the reserve policy as part of the annual budget process

Timeline: June 2025

2. Executive Summary and Progress Update:

The City of Coalinga is undertaking an annual review and update of its Reserve Policy to ensure the long-term financial health and operational stability of the municipality. This effort encompasses three critical areas:

- General Fund Reserve
- Enterprise Fund Reserve

The goal is to formalize a consistent, transparent, and responsive approach to maintaining adequate reserve levels that support city operations, address unforeseen events, and meet long-term infrastructure and service delivery needs.

The updated Reserve Policy will align with the Government Finance Officers Association (GFOA) best practices and reflect Coalinga's specific fiscal conditions, service priorities, and risk tolerances.

3. Timeline:

Completed in June 2025

4. Budget: $0

5. Upcoming Milestones:

None

Monthly Project Status Report

Prepared by: Mai Vang

Project Name: Update Travel Policy

Reporting Period: July 2025

1. Project Overview:

Scope: To involve the development and implementation of a comprehensive Travel Policy for the City of Coalinga. The policy will provide clear procedures, internal controls, and accountability measures related to employee travel, ensuring that all travel expenditures are reasonable, necessary, properly authorized, and in compliance with city and public fund stewardship standards.

Timeline: Expected Date of Completion: 8/31/2025

2. Executive Summary and Progress Update:

The City of Coalinga is initiating a project to develop and implement a comprehensive Travel Policy to establish clear, consistent, and accountable procedures for all employee travel on official city business. This initiative is aimed at enhancing financial transparency, ensuring appropriate use of public funds, and reducing risk through clearly defined internal controls.

The current absence of a formal, citywide travel policy creates inconsistencies in travel approvals, reimbursement practices, and documentation standards. This project will address those gaps by implementing structured procedures and approval workflows to ensure travel is pre-authorized, properly budgeted, and well-documented.

Progress Update: Reviewing final draft for adoption of policy

3. Timeline:

Phase	Description	Target Date
Policy Review	Analyze current policy, identify gaps, gather input	May 2025
Drafting	Develop updated policy language and structure	May 2025
Legal Review	Incorporate feedback from legal	May 2025
Council Approval	Present final policy for Council adoption	August 2025
Rollout & Training	Distribute policy, train staff on procedures	August 2025

4. Budget:

$1,000 Legal Review

5. Upcoming Milestones:

Policy adoption – August 2025

Monthly Project Status Report

Prepared by: Mai Vang

Project Name: Revise Fund Balance and Reserve Policy

Reporting Period: July 2025

1. Project Overview:

Scope: Revise Fund Balance and Reserve policy by leveraging the Golden Cone of Prosperity model

Timeline: Expected date of completion: June 2026

2. Executive Summary and Progress Update:

The City of Coalinga's Fund Balance and Reserve Policy is not just a fiscal management tool—it is a foundational element of the City's long-term financial resilience and prosperity. In alignment with the Government Finance Officers Association (GFOA)'s Golden Cone of Prosperity, this policy reinforces the importance of strong financial foundations to support higher-level community outcomes such as economic stability, service reliability, equity, and sustainable growth.

The GFOA's Golden Cone of Prosperity is a nationally recognized framework that illustrates how municipalities can build toward community prosperity by focusing first on essential financial disciplines. The cone begins with core practices like maintaining adequate reserves and liquidity and ascends toward more ambitious goals like equity-based budgeting and long-term community well-being.

This policy directly supports the base layer of the Golden Cone—Reserves and Liquidity—by ensuring that the City:

- Maintains sufficient reserves in the General Fund to manage revenue volatility, emergencies, and economic downturns.
- Sets strategic reserve levels for Enterprise Funds to cover operational continuity, infrastructure reinvestment, and utility rate stability.
- Commits to annual review and adjustment of reserve targets based on updated forecasts and evolving community needs.

By strengthening the City's reserve practices, Coalinga will build the fiscal foundation necessary for sound budgetary planning, responsible capital investment, risk management, and ultimately, community prosperity.

Progress Update: Have not started

3. Timeline:

Time will be provided upon discussion with Wulff, Hansen & Co

4. Budget:

$5,000

5. Upcoming Milestones:

February 2026 – Discuss goals with Wulff, Hansen & Co.

Monthly Project Status Report

Prepared by: Mai Vang

Project Name: Implement Virtual Pay with the Bank

Reporting Period: July 2025

1. Project Overview:

Scope: Partner with the bank to streamline and secure electronic payments to vendors.

Timeline: August 31, 2025

2. Executive Summary and Progress Update:

Due to change in Finance's priorities and process efficiencies, the project will consolidate with the Decentralize Finance functions project.

3. Timeline:

See Decentralize Finance functions

4. Budget:

See Decentralize Finance functions

5. Upcoming Milestones:

See Decentralize Finance functions

Monthly Project Status Report

Prepared by: Mai Vang

Project Name: Update Purchasing Policy

Reporting Period: July 2025

1. Project Overview:

Scope: The City of Coalinga is launching a policy modernization initiative to update its current Purchasing Policy, which no longer reflects the evolving operational needs, fiscal standards, or procurement best practices. The objective is to create a clear, consistent, and compliant framework that promotes efficient purchasing, strengthens budgetary controls, and supports transparent use of public funds.

Timeline: Expected Date of Completion: 1/31/2026

2. Executive Summary and Progress Update:

The project will update the following key areas:

- Purchase thresholds and formal bid requirements
- Requisition and purchase order procedures
- Emergency and expedited purchasing rules
- Departmental responsibilities and financial approval limits
- Vendor engagement, contracting, and conflict of interest
- Training and periodic review of purchasing practices
- Integration with budget, CalCard, and accounts payable processes

Progress Update: The project has not started

3. Timeline:

Phase	Description	Target Date
Policy Review	Analyze current policy, identify gaps, gather input	August 2025
Drafting	Develop updated policy language and structure	October 2025
Legal Review	Incorporate feedback from legal	November 2025
Council Approval	Present final policy for Council adoption	December 2025

Phase	Description	Target Date
Rollout & Training	Distribute policy, train staff on procedures	January 2026

4. Budget:

$3,000 – Legal Review

5. Upcoming Milestones:

Policy Review – August 2025

Project Schedule

as of 7/8/2025

Projects	Status	Mar 25	Apr 25	May 25	Jun 25	Jul 25	Aug 25	Sep 25	Oct 25	Nov 25	Dec 25	Jan 26	Feb 26	Mar 26	Apr 26	May 26	Jun 26	Jul 26	Aug 26	Sep 26	Oct 26	Nov 26	Dec 26	Jan 27	Feb 27	Mar 27	Apr 27	May 27	Jun 27
Decentralize Finance Functions	Not Started																												
Establish Cash Handling Policy	Not Started																												
Update Calcard Policy	Not Started																												
Credit Card for all Services	Not Started																												
Update Reserve Policy	Completed																												
Update Travel Policy	Not Started																												
Revise Fund Balance and Reserve Policy	Not Started																												
Implement Virtual Pay with the Bank	Consolidate																												
Update Purchasing Policy	Not Started																												

Key

- Project Begins
- Working Period
- Project Ends

Monthly Project Status Report

Project Name: Upgrade City Access Control Systems

Prepared by: Mercedes Garcia, Senior Administrative Analyst

Reporting Period: June 2025

1. Project Overview:

Scope: City Hall Access Control Systems upgrade to KISI system

Timeline: Project completion expected by June 30, 2025.

2. Executive Summary and Progress Update:

The installation of the KISI system began on June 24, 2025. The project had some delays due to electrical issues with the door strikes that were installed. The project installation was completed on June 30, 2025. One issue remains with three of the door sensors. The replacement of the sensors will be quoted within the next 30 days.

3. Timeline:

The project is completed with doors functioning. The replacement of the sensors will ensure the system continues to operate.

4. Budget:

The budget for this project was $33,000; amount spent to date is $31,870

5. Upcoming Milestones:

Replacement of door sensors to ensure the system does not fail on entry doors.

Project Name: City Hall and Police Department (Flooring, Painting and Lighting).

Prepared by: Mercedes Garcia, Senior Administrative Analyst

Reporting Period: June 2025

1. Project Overview:

Scope: Rehabilitate City Hall & Police Department (flooring, paint, lighting)

Timeline: Project completion expected by January 31, 2026.

2. Executive Summary and Progress Update:

The lighting project for City Hall, Police Department, Fire Department and Public Works Yard was completed in April 2025.

The flooring project has been quoted through sole source with Core. The painting project has received one quote. Two additional quotes are currently being sought after.

3. Timeline:

Lighting project completed April 2025.

Painting and Flooring anticipated completion by January 2026 (this timeline allows for scheduling with vendors and any anticipated delays).

4. Budget:

The budget for this project is $220,000. Project should be completed within budget.

5. Upcoming Milestones:

Receive quote for painting to move forward with this portion of the project then complete flooring.

Project Name: Replace Charging Stations in City Hall Rear Parking Lot

Prepared by: Mercedes Garcia, Senior Administrative Analyst

Reporting Period: June 2025

1. Project Overview:

Scope: Replace Charging Stations no longer supported by Enel X Way

Timeline: Project completion expected December 2025.

2. Executive Summary and Progress Update:

The current charging systems continue to operate. The limitation of operation is due to the fact if the Juicebox App was not downloaded prior to October 2024 the use of the charging stations is no longer available. Reached out (by phone and lead from web page) to Charge Point to convert the Juicebox Chargers to Charge Point but have not received communication back. The next step will be to explore grants from San Joaquin Air Pollution Control District (SJVAPCD) and Pacific Gas and Electric to replace the current chargers.

3. Timeline: Complete research of SJVAPCD and PG&E by early to Mid-August.

4. Budget:

No budget.

5. Upcoming Milestones:

Complete research on SJVAPCD and PG&E options for upgrades at no to low cost to the City.

Project Name: New Fueling Station for Airport

Prepared by: Mercedes Garcia, Senior Administrative Analyst

Reporting Period: June 2025

1. Project Overview:

Scope: New Fueling station for the airport.

Timeline: Project completion expected August/September 2025.

2. Executive Summary and Progress Update:

Purchase of a 4000-gallon double wall tank mounted on trailer was purchased May 29, 2025. Lead time is 8-10 weeks for delivery. System will include M4000 for fuel sales.

3. Timeline: Deposit paid May 2025.

4. Budget: $150,000 approved $65,513.51 deposit paid May 2025.

5. Upcoming Milestones: Selection of processor of payments.

Project Name: Repair All Lighting at Airport

Prepared by: Mercedes Garcia, Senior Administrative Analyst

Reporting Period: July 2025

1. Project Overview:

Scope: Update lighting at Airport to LED lighting

Timeline: Project completion expected May 2026.

2. Executive Summary and Progress Update:

3. Timeline: Project development ongoing.

4. Budget: $100,000

5. Upcoming Milestones: Inventory of lighting needed to be changed to LED.

Project Name: Coalinga Airshow – Wings Over the Westside

Prepared by: Mercedes Garcia, Senior Administrative Analyst

Reporting Period: July 2025

1. Project Overview:

Scope: Airshow to be held September 27, 2025, at New Coalinga Municipal Airport

Timeline: Project completion expected September 2025.

2. Executive Summary and Progress Update: Secure performers and sponsors for Airshow. Airboss has been secured. Working on having contacts signed. FAA waiver was submitted on June 16, 2025.

3. Timeline: Secure contracts with performers to be completed by July 25, 2025.

4. Budget: $50,000

5. Upcoming Milestones: Secure contracts and rental cars for performers. Continue with securing food vendors and product vendors for the event.

Monthly Project Status Report

Prepared by: Robert Smith

Project Name: Complete Animal Shelter

Reporting Period: July 2025

1. Project Overview:

Scope: Remodel inside of 270 S 6th St. Animal Shelter and install kennels

Timeline: Proposed Completion Mid-July Early August

2. Executive Summary and Progress Update:

Progress is roughly 90% complete. All remodel, electrical, plumbing, and AC work is complete. Tasks to complete: Kennels, outside fencing, and spread pea gravel in outside area for dogs. We will have a citizen volunteer crew to construct kennels 7/11/2025. I will be laying all components out to be ready for that day between 6/30/2025 and 7/10/2025. I have already constructed 1 of 2 small dog rolling cages.

4. Timeline:

90% complete with entire project.

5. Budget:

Construction Budget: $282,627.00(We had an increase of $2380 for miscellaneous change orders due to age of building.)

Electrical Budget: $22,569.00

Kennel and cages: $139,33.05(UC Davis grant to cover $100,000)

Total Budget: $444,529.05

Total to date (less Grant): $344,5296.05

6. Upcoming Milestones:

Kennels were delivered 6/23/2025 after a 3 month build time. Kennels to be constructed 7/11/2025. Awaiting delivery of fence material and pea gravel.

Monthly Project Status Report

Prepared by: Robert Smith

Project Name: Install remaining backflow enclosures

Reporting Period: July 2025

1. Project Overview:

Scope: Purchase and install remaining backflow device enclosures.

Timeline: July 2025

2. Executive Summary and Progress Update:

This project is to purchase and install backflow enclosures on City owned backflows. We will also be purchasing the protective bags for each device.

4. Timeline:

We were given the go ahead to order the enclosures. I will be ordering this week.

5. Budget:

$12,000

6. Upcoming Milestones:

Product ordering Week of 6/30-7/3

Monthly Project Status Report

Prepared by: Robert Smith

Project Name: Implementation of AI for Building Plan Checks

Reporting Period: July 2025

1. Project Overview:

Scope: Explore the options and value of AI plan checks to help streamline plan checks for building permits.

Timeline: In the beginning phase of research.

2. Executive Summary and Progress Update:

I am still in the process of researching the viability of Ai in plan checks. Most of what I have found are tools that check plans for the applicants. It flags areas that are not up to code and provides a list for the applicant to change to bring the plans to code compliance. It is still up to the Building employees to complete a hands-on plan check. I have found one company that provides checks for both the applicant and the AHJ. I will be reaching out for a demo.

4. Timeline:

Ongoing

5. Budget:

N/A

6. Upcoming Milestones:

None yet

Project Name: Council/Staff Team Building Event

Prepared by: Shannon Jensen

Project Name: **Council / Staff Team Building Event**

Reporting Period: June, 2025

1. Project Overview:

Scope: Planning and Coordinating a Team Building Event with the City Council and Department Head Staff.

Timeline: Fall/Winter 2025

2. Executive Summary and Progress Update:

The City Manager has been researching different opportunities for a team building event from go-cart racing, winery event, boat cruise, etc. Staff is trying to keep it within a days travel so overnight accommodations would not needed but may be optional for those who wish to stay.

4. Timeline:

The City Manager expects to have some ideas and solidify a schedule by late summer.

5. Budget:

The FY26 budget includes $7,000 for team building for the Council and additional allocated funds for the City Manager and Department heads from their respective Training/Travel budgets.

6. Upcoming Milestones:

Late Summer – Solidify Plan and Schedule.

Project Name: Employee Appreciation Party

Prepared by: Shannon Jensen

Project Name: **Annual Employee Appreciation Party & Employee Awards**

Reporting Period: June, 2025

1. Project Overview:

Scope: To host a City-wide Employee Appreciation Party that celebrates and recognizes the contributions of all City employees across all departments. The event will promote positive morale, foster interdepartmental camaraderie, and publicly recognize staff achievements, service milestones, and exemplary performance.

Timeline: January 2026

2. Executive Summary and Progress Update:

At this time the City Manager has reached out to the Elks Lodge as a potential location to host the event based on size and number of potential attendees. Th City Manager is also considering talking to West Hills College about a possible facility on campus that may work as well.

4. Timeline:

Event is planned for some time in January 2026. No formal progress has been made at this time towards this effort.

5. Budget:

The FY26 budget has $5,000 allocated for the appreciation dinner.

6. Upcoming Milestones:

Setting the Location and Date: September 2026

Monthly Project Status Report

Prepared by: Shannon Jensen

Project Name: **NextRequest – Public Records Request Software Implementation**

Reporting Period: June 2025

1. Project Overview:

Scope: Implement NextRequest to streamline, manage, and fulfill public records requests efficiently through an online portal with centralized tracking, reporting, and compliance support.

Timeline: Agreement executed July 1, 2025. Onboarding and portal activation to begin in early July, with go-live projected within the upcoming 4-6 weeks pending successful onboarding and staff training.

2. Executive Summary and Progress Update:

On July 1, 2025, the fully executed agreement was received. Key next steps include portal activation, onboarding scheduling and preparation, accounting coordination.

4. Timeline:

7/1/25: Agreement executed.

Week of 7/7/25: Portal activation begins; initiate onboard scheduling.

July – August 2025: Onboarding sessions, portal configuration, staff training, and go-live preparation.

5. Budget:

Initial Cost: $10,490 (FY 2025-2026)

Annual Renewal Cost: $10,788/year thereafter.

6. Upcoming Milestones:

Next steps include portal activation, scheduling onboarding sessions with Launch Team, complete onboarding and configuration, staff training.

Go-live: Estimate 1-2 months (August / September 2025)

Monthly Project Status Report

Prepared by: Shannon Jensen

Project Name: **OneMeeting – Agenda Software Implementation**

Reporting Period: June 2025

1. Project Overview:

Scope: Implementation of OneMeeting agenda management software to streamline preparation, routing, and publishing of City agendas and staff reports. This includes setting up agenda templates, staff report forms, workflows, and data migration to integrate with existing City processes.

Timeline: As of April 2025 estimating to go-live within the next 4-5 months (Aug/Sept)

2. Executive Summary and Progress Update:

The project continues to progress steadily. Check-in meetings are scheduled every other week to ensure alignment with implementation goals. Held a check-in meeting on June 25, 2025, where we reviewed the agenda format with design team to ensure layout is correct in the new system. Staff will continue with biweekly meetings to maintain momentum, address configuration needs and resolve any outstanding setup items.

4. Timeline:

Last check-in meeting: June 25, 2025

Next check-in meeting: July 17, 2025, where the team will review the staff report form and workflows.

Target go-live: Estimated within 4-5 months from April 2025 (August – September 2025).

5. Budget:

Budget: Originally approved in 2023; Data Migration (one-time cost): $12,000, paid February 2025. Additional implementation fees are not expected.

6. Upcoming Milestones:

July 17, 2025: Review staff report form and workflows during next check-in meeting.

August – September 2025: Target for final system testing, user training, and go-live if all workflows and templates are approved.

Monthly Project Status Report

Prepared by: Shannon Jensen

Project Name: **National Night Out (August 5, 2025)**

Reporting Period: June 2025

1. Project Overview:

Scope: Planning and execution of the City's annual National Night Out event, including coordination of vendors, volunteers, staff booths, school supply giveaways, street closures, and overall event logistics.

Timeline: Tuesday, August 5, 2025. Preparations underway; vendor application approvals and logistical coordination occurring throughout July.

2. Executive Summary and Progress Update:

Vendor applications continue to be received, including several food vendors. Staff is working with vendors to secure donations of school supplies for the giveaway. Any remaining supplies that are not donated will be purchased using monetary donations received. Staff continues to review applications, approve vendors, and coordinate booth assignments. Planning is also underway for volunteer coordination, staff booth coverage, and street closures on the day of the event. Preparations remain on track with no major challenges identified at this time.

4. Timeline:

Event date: Tuesday, August 5, 2025 (on schedule)

5. Budget:

Monetary donations continue to be received. Past and current monetary donations will be used to offset the cost of school supplies and event materials.

6. Upcoming Milestones:

All necessary event preparation is on schedule for the August 5, 2025 event.

ENVISION 2025 – CITY MANAGER

Infrastructure & City Improvements

- **Citywide Upgrades:**
  - Upgrade City Access Control Systems
  - Rehabilitate City Hall & Police Department (flooring, paint, lighting)
  - Replace charging stations in back parking lot.
- **Landscaping & City Facility Projects:**
  - Modernize Exterior of Fire Department (Landscaping, Signage, Paint).
  - Complete Landscaping at City parking lot.
  - Re-Pave City Hall/PD Back Parking Lot.
  - Complete Animal Shelter.
  - Explore the Feasibility of a New Veterans Hall.
- **Transportation & Parking:**
  - Complete Phase 1 of the Center Median Project.
  - Phase 1 Valley Gutter Project.
  - Slurry/Cape Seal Project Phase 2.
  - Update Curb painting near schools.
- **Utility & Safety Enhancements:**
  - New Fueling station for the airport.
  - Repair All Lighting at the Airport.
  - Backup generator connections for Sewer Lift stations.
  - Install the remaining backflow enclosures.

- **Reservoir & Water Projects:**
    - Complete Derrick Reservoir Project
    - Complete Water Plant and Wastewater Plant Solar Projects.
    - Update Water Treatment Plant Standard Operations Procedures.
    - Completion of ADA Transition Plan Update.
    - Increase Wastewater Treatment Plant Land Discharge Area.

2. Community Engagement & Events

- **Major Events:**
    - Council/Staff Team Building Event.
    - National Night Out (Aug 5, 2025).
    - Coalinga Airshow (Sep 27, 2025).
    - Annual Employee Appreciation Party (Employee Awards).
- **Public Amenities:**
    - Complete Ramsey Splash Park (2026)
    - Banner decorations on light poles.
    - Holiday lighting for City Hall, Fire Department, and Archway signage.
- **Outdoor Spaces:**
    - Begin design of the outdoor food court.
    - Install sail shades at the dog park.

3. Public Safety & Emergency Preparedness

- **Emergency Readiness:**
    - Implement Civic Ready for emergency preparedness.
    - Install Fire Department generator.
    - Purchase a command trailer for PD.
- **Ambulance & Fire Services:**

    - Increase ambulance rates (unchanged since 2014).
    - Improvements to the Fire Department training center.
    - Remodel Fire Department Bathroom.
    - Sponsor Medic School & Academy.
    - Feasibility Plan for Increased Presence of the Fire Department at the Coalinga Airport including Ancillary Services (ie. CAL Fire, Sky Life, Ect)
- **Policy & Regulation Updates:**
    - Update Animal Control Ordinance.
    - Address commercial vehicle parking standards.
    - Clean City Initiative: Update Property Maintenance Regulations to Ensure Property Owner Accountability in an Effort to Beautify and Clean City.

4. Technology & Administrative Modernization

- **Digital & Process Improvements:**
    - Implement NeoGov (Human Resources automation)
    - Complete implementation of “One Meeting” agenda software.
    - Implementation of AI for Building Plan Checks.
- **Online Services:**
    - Enable credit card payments for all services.
    - Implement virtual pay with the bank.
- **Website Modernization:**
    - Start website redesign efforts.
    - Chatbot Integration (AI) into Website.
    - Public Records Request Efficiency (NextRequest).

5. Employee & Organizational Development

- **Appreciation & Recognition Programs:**

    - Launch personnel appreciation programs (Employee of the Month, longevity awards, ect.).

- **Employee Benefits & Education:**
    - Expand education on retirement, medical benefits, and mental/physical wellness programs.

- **Finance & Policy Updates:**
    - Decentralize finance functions.
    - Update reserve policy.
    - Update CAL Card policies.
    - Update Purchasing policy, travel, and cash handling procedures.

6. Housing & Economic Development

- **Affordable Housing:**
    - Build 3 ADU units.

STAFF REPORT - CITY COUNCIL/SUCCESSOR AGENCY/PUBLIC FINANCE AUTHORITY

Subject:	Adopt Resolution No. 4279 Confirming Diagram and Assessment Annual Levy for the Landscape Maintenance and Lighting District No. 1993-1A for FY 2025/2026
Meeting Date:	July 17, 2025
From:	Sean Brewer, Interim City Manager
Prepared by:	Sean Brewer, Interim City Manager

I. RECOMMENDATION:

Interim City Manager recommends approving Resolution No. 4279 confirming the Diagram and Assessment Annual Levy - 2025-2026 for the Landscape and Lighting Maintenance District No. 1993-1A (Coalinga) for the purpose of creating Landscape and Lighting Maintenance District (LLMD) fund to collect tax assessments.

II. BACKGROUND:

On July 18, 2024, the Council moved forward with approving Joint Resolution No. 4217 Confirming Diagram and Assessment Annual Levy - 2024/2025 landscape and Lighting Maintenance District No. 1993-1A (Coalinga).

III. DISCUSSION:

The City Engineer has prepared the attached annual engineers report for the LLMD 1993-1A to ensure that there is proper funding to maintain the landscape areas within he district.

The maintenance and incidentals for improvement consist of landscaping areas, shrubs and ground cover, irrigation systems, irrigation controllers, valves, sprinklers and bubblers, water services to all landscaping and trail with minor irrigation. The landscaping areas, including medians consists of Bordeaux Way, Chardonnay Lane, Merced Avenue, Burgundy Way, Lucille Avenue (north side only) and minor trail along Warthan Creek serving Tract No. 5451 and El Rancho Boulevard serving Tract No. 5344 and Track No. 5339.

The breakdown of the costs of maintenance and other expense in connection with the operations, maintenance and incidentals for the City of Coalinga, Landscape and Lighting Maintenance District No. 1993-1A are described in Exhibit "A" of the Engineer's Report.

IV. ALTERNATIVES:

None

V. FISCAL IMPACT:

The total in assessments is expected to be $63,307.04 based on the Engineer's Report. This is expected to be collected in FY2026.

ATTACHMENTS:

File Name	Description
RESO#4279_Confirming_FY2025-26_LLMD_for_LLMD_No._1993-1A_(Coalinga)_071725.pdf	Resolution No. 4279
25-26_Engineers_Report.pdf	Engineer's Report

WHEN RECORDED MAIL TO:

City of Coalinga
155 W. Dur1An Avenue
Coalinga, CA 93210

ATTN: Sean Brewer

RESOLUTION NO. 4279

A RESOLUTION OF THE CITY COUNCIL CITY OF COALINGA, COALINGA, CALIFORNIA, CONFIRMING D1AGRAM AND ASSESSMENT ANNUAL LEVY – 2025/2026 LANDSCAPE AND LIGHTING MAINTENANCE DISTRICT NO. 1993-lA (COALINGA)

WHEREAS, pursuant to Part 2 of Division 15 of the Streets and Highways Code, the Landscaping and Lighting Act of 1972 (the "Act"), the City Council of the City of Coalinga did adopt its Resolution of Intention to Levy and Collect the Annual Assessment of the Landscape and Lighting Maintenance District No. 1993-1A (Coalinga) (herein, the "District"); and

WHEREAS, the City Council did declare in said Resolution of its intention to levy and collect the annual assessment for the maintenance and operation of the Landscape, Parks, Lighting and Public Facilities in said District as described in the Engineer's Report of the Landscape and Lighting Maintenance District No. 1993-1A (Coalinga) 2025/2026 Tax Year (the "Report") as filed with the City Clerk, and did further set **July 17, 2025 at the hour 6:00 p.m. at Coalinga City Hall, Coalinga, California,** as the time and place when and where any interested person would be heard on the question of the levy and collection of the assessments; and

WHEREAS, it appears that notice of said hearing was properly given by the publishing of said Resolution of Intention, as evidence by the affidavits on file with the City Clerk of the City Council; and

WHEREAS, said hearing was held as noticed and at said hearing all persons interested and desiring to be heard were given an opportunity to be heard; and all matters and things pertaining to the levy of the assessments were fully heard and considered by the City Council.

NOW THEREFORE, IT IS RESOLVED AND ORDERED, AS FOLLOWS:

1. The City Council hereby determines that the territory within the City, which boundaries are set forth in the Report, will be the territory benefited by the maintenance and servicing of the improvements described in said Report.

2. The Report and assessment of the estimated costs of the improvements contained therein and each and every part of said Report, along with any modifications thereto made as a result of the hearing, is adopted and approved; and the assessment of the total amount of the costs and the individual assessments thereof upon the several subdivisions of land in said City in proportion to the benefits to be received by said subdivisions, respectively, from said improvements, and of the expenses incidental thereto, be and the same hereby is, fully approved and confirmed as the assessment to pay the costs.

3. The City Council hereby orders the levy of the assessment described in said Resolution of Intention and the Report, and further orders the improvements as described in said Resolution and the Report to be performed.

4. The assessment diagram showing the assessment district referred to in said Resolution of Intention and also the subdivision of land within the City, as contained in the Report, be and it is hereby, finally approved and confirmed as the diagram of the properties to be assessed to pay the costs of the Improvements.

5. The City Clerk of the Council shall immediately file the diagram and assessment, as confirmed, or a certified copy thereof, with the Auditor of the County of Fresno, and such filing shall not be later than the **11th day of August 2025**.

* * * * * * *

The foregoing resolution was duly adopted by the City Council of the City of Coalinga at the regular meeting held on the **17th day of July 17, 2025**, by the following vote:

AYES:

NOES

ABSTAIN:

ABSENT:

APPROVED:

_____
Nathan Vosburg, Mayor
City of Coalinga

ATTEST :

_____
Shannon Jensen, City Clerk
City of Coalinga

I, Nathan Vosburg, Mayor the City of Coalinga, do herby certify that the foregoing assessment roll together with the assessment diagram of the City of Coalinga, Landscape and Lighting Maintenance District No. 1993-1A (Coalinga) concurrently herewith was approved and confirmed by the City Council on the 17th day of July, 2025, by adoption of Resolution No. 4279.

Mayor for the City of Coalinga, California

By: _____
Nathan Vosburg, Mayor

I, Shannon Jensen, City Clerk the City of Coalinga, do herby certify that the foregoing assessment roll together with the assessment diagram of the City of Coalinga, Landscape and Lighting Maintenance District No. 1993-1A (Coalinga) concurrently herewith was approved and confirmed by the City Council on the 17th day of July, 2025.

City Clerk for the City of Coalinga, California

By: _____
Shannon Jensen, City Clerk Resolution No.

I, Shannon Jensen, City Clerk the City of Coalinga, do herby certify that the foregoing assessment roll together with the assessment diagram of the City of Coalinga, Landscape and Lighting Maintenance District No. 1993-1A (Coalinga) concurrently herewith was approved and confirmed by the City Council on the 17th day of July, 2025, by adoption of Resolution No. 4279.

City Clerk for the City of Coalinga, California

By: _____
Shannon Jensen, City Clerk

Recording Requested By & When Recorded, Return To:

City of Coalinga
155 W. Durian Avenue
Coalinga, CA 93210
Attn: City Clerk
No Fee - Government Code Sections
6103, 27383 and 27388.1(a)(2)(D)

CITY OF COALINGA RESOLUTION NO._____,
COALINGA, CALIFORNIA
CONFIRMING DIAGRAM AND ASSESSMENT
ANNUAL LEVY - 2025/2026
LANDSCAPE AND LIGHTING MAINTENANCE
DISTRICT NO. 1993-lA (COALINGA)

RECORDING REQUESTED BY

City of Coalinga

No Fee – Gov't. Code Sections
6103 and 27383

WHEN RECORDED, MAIL TO:

City of Coalinga
155 W. Durian
Coalinga, CA 93210

ATTN: Sean Brewer

SPACE ABOVE THIS LINE FOR RECORDER'S USE

ENGINEER'S REPORT

FOR

CITY OF COALINGA

LANDSCAPE & LIGHTING MAINTENANCE DISTRICT 1993-1A (Coalinga)

2025-2026 TAX YEAR

TRI CITY ENGINEERING, INC.
NOEL BUCU, P.E. ENGINEER

FOR THE

CITY OF COALINGA

LANDSCAPE & LIGHTING MAINTENANCE DISTRICT 1993-1A

COUNTY OF FRESNO, STATE OF CALIFORNIA

JULY 2025

TCE3076

ENGINEER'S REPORT

FOR

CITY OF COALINGA
LANDSCAPE AND LIGHTING MAINTENANCE DISTRICT
1993-1A (Coalinga)

I, Noel Bucu, Engineer for the City of Coalinga, Landscape and Lighting Maintenance District 1993-1A (Coalinga), hereby submit the Engineer's Report of said project as follows:

Plans and Specifications

The plans and specifications for the Landscaping and Lighting Maintenance Improvements to be serviced and maintained are incorporated herein by reference to construction items as listed and enumerated in the documents entitled:

Plans and specifications for the development of Tract No. 5339, Tract No. 5344 and Tract No. 5451.

The maintenance and incidentals for improvements consist of landscaping, trees, shrubs and ground cover, irrigation systems, irrigation controllers, valves, sprinklers and bubblers, two (2) inch meters and water services to all landscaping and trail with minor irrigation. The landscaping areas, including medians consists of Burdeaux Way, Chardonna Lane, Merced Avenue, Burgandy Way, Lucile Avenue (north side only) and minor trail along Warthan Creek serving Tract No. 5451 and El Rancho Blvd. serving Tract No. 5344, and Tract No. 5339.

Estimated Cost

A breakdown of the costs of maintenance and other expenses in connection with the operations, maintenance and incidentals for the City of Coalinga, Landscape and Lighting Maintenance District 1993-1A are described in Exhibit "A", attached hereto and incorporated herein as through set forth in full.

Proposed Assessment

I do, hereby assess and apportion said total amount of the cost and expense of said operations, servicing and maintenance upon the several lots, or parcels of land liable therefor and benefited thereby all, as is more particularly set forth in the assessment roll filed herewith, marked Exhibit "B" and incorporated herein by reference. The numbers of said assessment shall correspond with the assigned numbers upon the assessment diagram filed herewith and marked Exhibit "C". Said assessment is made upon the several parcels of land within said district in proportion to the estimated benefits to be recorded by said parcels respectively from said maintenance.

Exhibit D - Resolution No. _____

Assessment Diagram

The diagram entitled "Assessment Diagram of the City of Coalinga, Landscape and Lighting Maintenance District 1993-1A, County of Fresno, State of California", containing seven (7) sheets, filed herein as Exhibit "C" and hereby incorporated herein as set forth in the assessment district and the lines and dimensions of each lot or parcel of land within said district. Each lot or parcel of land having been assigned a distinctive number upon said assessment diagram.

Date: 7/9/2025

Signed: _____

Noel Bucu, PE
Engineer for the City of Coalinga,
Landscape & Lighting Maintenance
District 1993-1A

ENGINEER'S REPORT
CITY OF COALINGA
LANDSCAPING LIGHTING MAINTENANCE
DISTRICT NO. 1993-1A (Coalinga)
2025-2026 TAX YEAR

SUMMARY OF TOTAL ASSESSMENT		No of Lots
I. Tract No. 5344 - Dorothy Allen Estates II	$ 11,738.88	48
II. Tract No. 5451 - Warthan Creek Estates I	$ 28,712.16	157
III. Tract No. 5339 - Dorothy Allen Estates	$ 22,856.00	76
Total 2019-2020 Assessment	**$ 63,307.04**	

DESCRIPTION OF IMPROVEMENTS FOR

CITY OF COALINGA

LANDSCAPE & LIGHTING MAINTENANCE

DISTRICT NO. 1993-1A (Coalinga)

Following is a general description of the proposed improvements to be serviced and maintained within the proposed assessment district, the boundaries of which are, more particularly shown on the assessment diagram on file with the General Manager, designated Assessment Diagram, City of Coalinga Landscape and Lighting Maintenance District No. 1993-1A (Coalinga)

Service and maintenance of landscaping, trees, shrubs and ground cover, irrigation systems, irrigation controllers, valves, sprinklers and bubblers, and all appurtenances thereto

MAP INDEX

Assessor's Map No.		Page No.
070-13	III Tract No. 5339 Dorothy Allen Estates	21
070-14	I Tract No. 5344 Dorothy Allen Estates II	10
	III Tract No. 5339 Dorothy Allen Estates	10
083-38	II Tract No. 5451 Warthan Creek Estates Ph. I	16
083-39	II Tract No. 5451 Warthan Creek Estates Ph. I	17

ASSESSMENT DIAGRAM

CITY OF COALINGA
LANDSCAPE & LIGHTING

MAINTENANCE DISTRICT NO. 1993-1A (COALINGA)
COUNTY OF FRESNO, STATE OF CALIFORNIA

LEGEND

Assessment District Boundary

Proposed Annexation Boundary

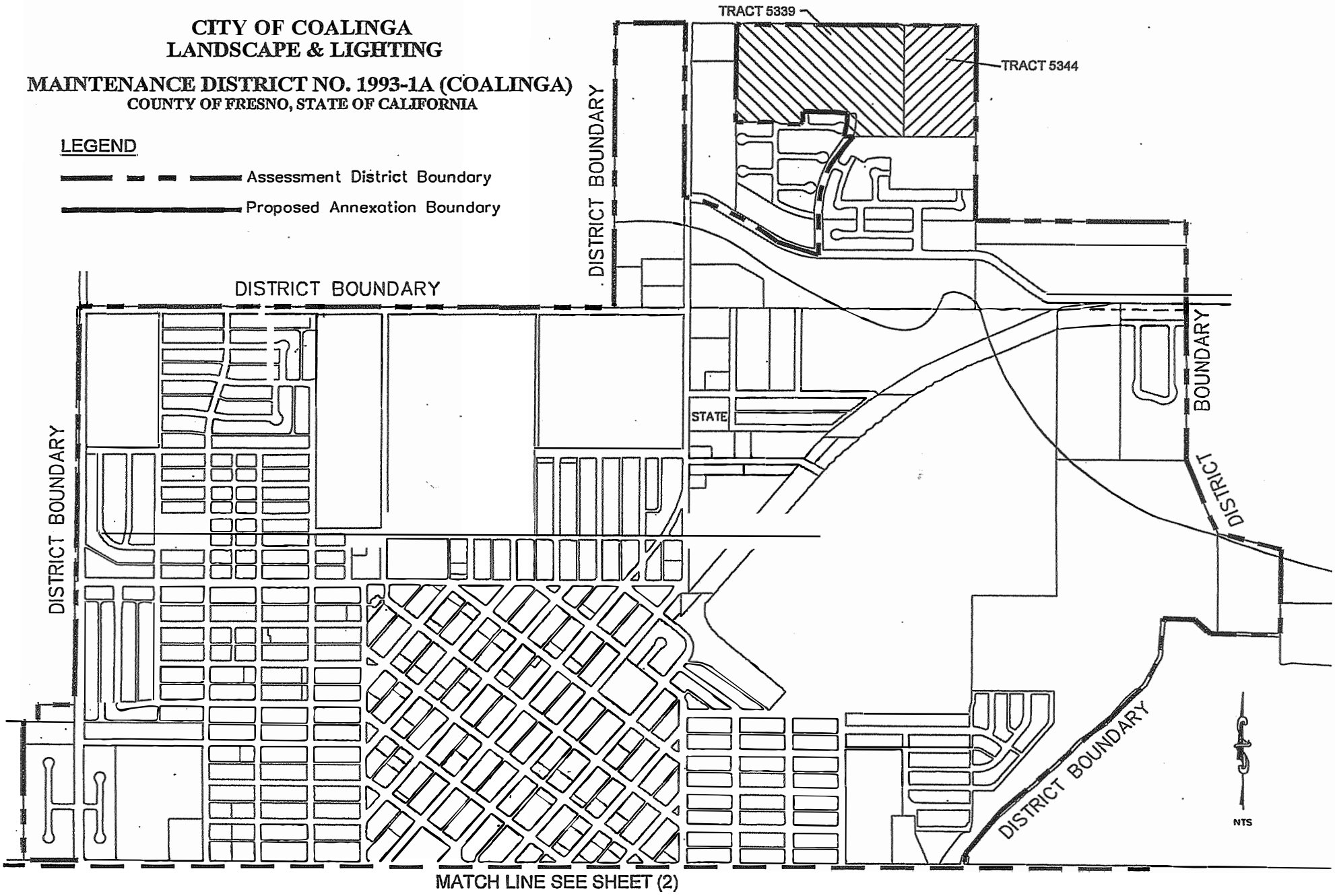

EXHIBIT - C

COALINGA

LEGEND

Assessment District Boundary

Annexation Boundary

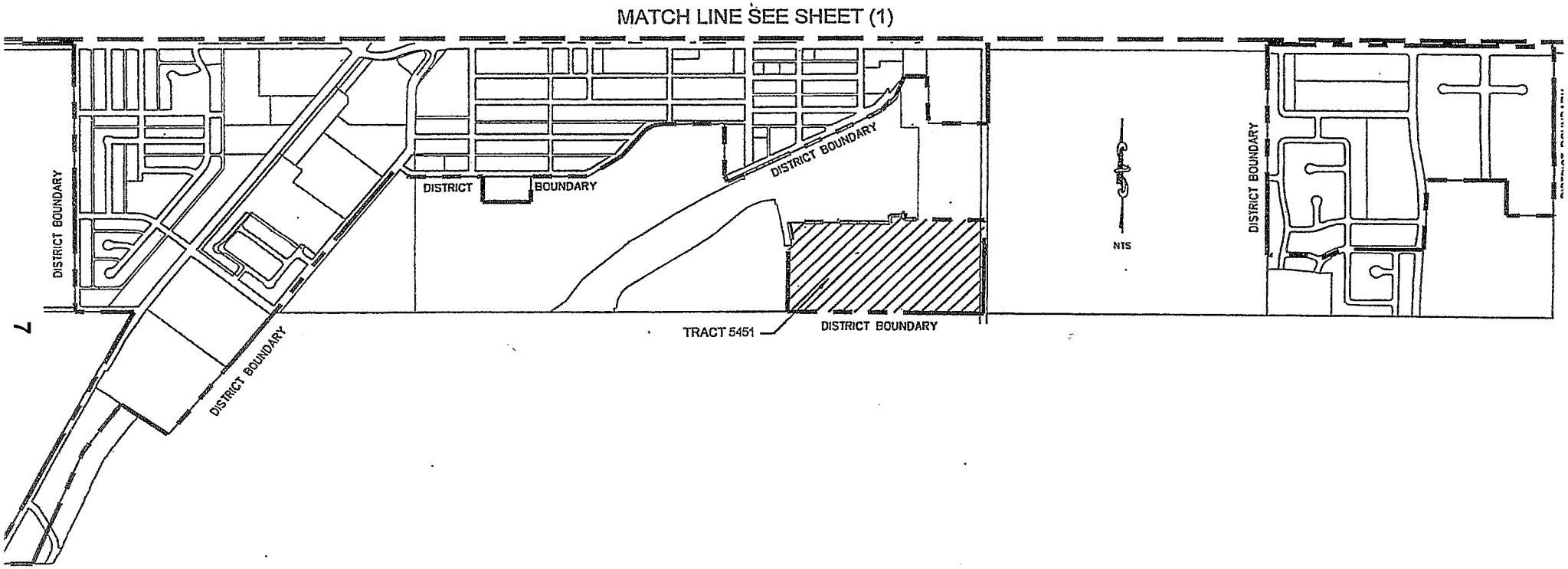

ASSESSMENT DIAGRAM

CITY OF COALINGA

LANDSCAPE & LIGHTING MAINTENANCE DISTRICT NO. 1993-1A (COALINGA)

COUNTY OF FRESNO, STATE OF CALIFORNIA

EXHIBIT C

Exhibit "A"

Engineer's Report
City of Coalinga
Landscape & Lighting Maintenance District No. 1993-1A (Coalinga)

I. Tract No. 5344 (Dorothy Allen Estates II)

A. Maintenance Cost	
1. Landscaping/Irrigation	$ 4,874.88
2. Water and City Meters	$ 4,214.00
3. Electrical	$ 1,500.00
4. Incidentals	
a. Legal	$ 200.00
b. Engineering	$ 750.00
c. District Administration	$ 200.00
TOTAL TRACT NO. 5344	**$ 11,738.88**

ENGINEER'S CALCULATIONS

Tract No. 5344 (Dorothy Allen Estates II)

Total Number Parcels 48

ASSESSMENT COSTS

Tract No. 5344 (Dorothy Allen Estates II)

$$\text{Assessment Cost} \quad \frac{\$\ 11{,}738.88}{48 \text{ Parcels}} = \$\ 244.56 / \text{Parcel}$$

EXHIBIT B
ENGINEER'S REPORT FOR THE
CITY OF COALINGA
LANDSCAPE AND LIGHTING DISTRICT 1993-1A
2025-2026 TAX YEAR

Assessment No.	Assessor's Parcel No.	Assessment	Owner
I. Tract 5344 Dorothy Allen Estates II			
3032	070-140-30S	244.56	BREWER SEAN H & ERIN ELIZABETH
3033	070-140-31S	244.56	WAGNER CHAD A & JANINE
3034	070-140-32S	244.56	WAGNER CHAD ANTHONY & JANINE MARIE
3035	070-140-33S	244.56	HILDEBRAND JUDITH M TRS
3036	070-140-34S	244.56	BOURDEAU, KELLEY W; DE BOURDEAU, ADRIANA SOTO
3037	070-140-35S	244.56	ITURALDE, ROGELIO; ITURALDE, EVELYN
3038	070-140-36S	244.56	MASSERA ROBERT ALAN JR
3039	070-140-37S	244.56	RINCON, GARCIA, RUTH
3040	070-140-38S	244.56	HUNDAL KAMALPREET S & KIRANDEEP
3041	070-140-39S	244.56	BOLES KEITH & CATHERINE
3042	070-140-40S	244.56	MATA, JUAN C; FELIX MATA, BERTHA
3043	070-140-41S	244.56	KRIDER KEITH A
3044	070-140-42S	244.56	JONES ROBERT M & SANDRA J
3045	070-140-43S	244.56	KURIAN MALIYIL MATHEW & ANIAMMA TRS
3046	070-140-44S	244.56	RADANA, FERMIN M; RADANA DAHLIA TIGARONITA
3047	070-140-45S	244.56	YOUNG DOUGLAS CRAIG & KAREN M
3048	070-140-46S	244.56	MURRILLO, RICARDO V
3049	070-140-47S	244.56	LOVE SCOTT & KORIE
3050	070-140-48S	244.56	NEUBARTH JEFFREY LEE & THU HANG THI NGO
3051	070-140-49S	244.56	ZAVALA, GUSTAVO; CORONA, MARIA G LICEA
3052	070-140-50S	244.56	BUENO BRANDON & DIANA
3053	070-140-51S	244.56	OLAKU, VERONICA; V OLAKU REVOCABLE TRUST
3054	070-140-52S	244.56	MUKIIBI SOLOMEY
3055	070-140-53S	244.56	BLANCO JAIME J & DEBORAH C TRS
3056	070-140-54S	244.56	CHAVEZ FRANCISCO JAVIER JR
3057	070-140-55S	244.56	MARSHALL ROBERT L & MARIA ANTONIA TRS
3061	070-140-59S	244.56	MAKWALA, MBONDO NZITA DI
3062	070-140-60S	244.56	BERNA, ARIELLE; BERNA, JUSTIN
3063	070-140-61S	244.56	SANTACRUZ, JONATHAN DAVID; KING, KIRSTEN
3064	070-140-62S	244.56	MARTINEZ ABEL
3065	070-140-63S	244.56	PONCE SYLVIALYDIA
3066	070-140-64S	244.56	RAMOS JUAN R ORTIZ
3067	070-140-65S	244.56	ALDAMA JULIO CESAR
3068	070-140-66S	244.56	GARCIA PEDRO & HEATHER
3069	070-140-67S	244.56	CONTRERAS MARTIN
3070	070-140-68S	244.56	CAZARES JAVIER
3071	070-140-69S	244.56	LOCKHART, KELLI ANN; KELLI LOCKHART REVOCABLE LIVING
3072	070-140-70S	244.56	TUREK PAUL E TRUSTEE
3073	070-140-71S	244.56	BLANCO JOHN A & FRANCISCA
3074	070-140-72S	244.56	YOUNG SEAN
3075	070-140-73S	244.56	BOATMAN DELBERT
3076	070-140-74S	244.56	PELLETIER CHRISTOPHER L
3077	070-140-75S	244.56	REED, HELEN ODIASE; OMORUYI, IVIE
3078	070-140-76S	244.56	CAMACHO RUBEN & VANESSA
3079	070-140-77S	244.56	HUNDAL KIRANDEEP & KAMALPREET S
3060	070-140-81S	244.56	DAVIS BOONE A & KRISTIE D
3058	070-140-82S	244.56	CARRAZCO ESCOBAR, MARIA; ESCOBAR, HECTOR
3059	070-140-83S	244.56	PAXTON, KEITH
		$ 11,738.88	***I. Tract 5344 Dorothy Allen Estates II***

SUBDIVIDED LAND IN POR. SEC. 28, T. 20S., R. 15E., M.D.B. & M. (06) Tax Rate Area 070-14

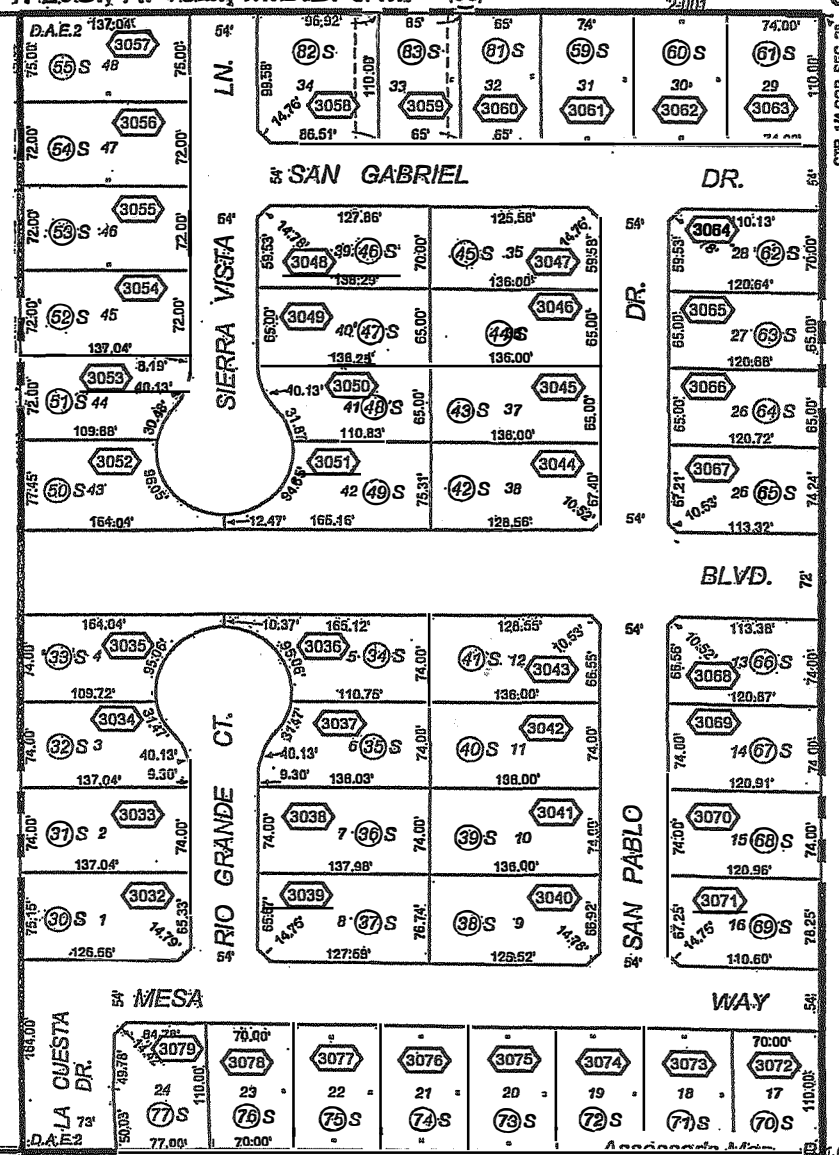

(131) Assessor's Block Numbers Shown in Ellipses

(20) Assessor's Numbers Shown in Circles

(1059) Assessment Numbers Shown in Elongated Hexagons

Assessment District Boundary

Dorothy Allen Estates, Tract No. 5339 - Plat Bk. 74, Pgs. 3-5
Dorothy Allen Estates II, Tract No. 5344 - Plat Bk. 74, Pgs. 6-7

Note - Assessor's Block Numbers Shown In Ellipses
Assessor's Parcel Numbers Shown In Circles

II. Tract No. 5451 (Warthan Creek Estates) Phase I & Tract No. 5776 (Warthan Creek Estates) Phase II

(Tract 5776 Currently Not Included in Report)

A. Maintenance Cost	
1. Landscaping/Irrigation	$ 40,486.88
2. Water and City Meters	$ 12,899.00
3. Electrical	$ 4,000.00
4. Incidentals	
a. Legal	$ 200.00
b. Engineering	$ 750.00
c. District Administration	$ 200.00
SUB-TOTAL	**$ 58,535.88**
B. Maintenance Cost-Trail	
1. Landscaping/Drip Irrigation	$ 5,355.00
2. Water	$ 300.00
3. Maintenance, Repair, Recaps	$ 0.00
SUB-TOTAL	**$ 5,655.00**
TOTAL TRACT NOS. 5451 & 5776	**$ 64,190.88**

ENGINEER'S CALCULATIONS

Tract No. 5451 (Warthan Creek Estates)

Total Parcels Phase I = 157 Units

Tract No. 5776 (Warthan Creek Estates) *Phase II Currently Not Included:*

Tract No. 5776 Phase II = 194 Units

ASSESSMENT COSTS

Tract No. 5451 (Phase I)

Assessment Cost $ 28,712.16 / 157 Parcels = $ 182.88 / Parcel

II. Tract No. 5451 - Warthan Creek Estates Phase I

AssessmentNo.	Assessor's Parcel No.	Assessment	Owner
3157	083-381-01S	182.88	MUNOZ, CHRISTIAN O TIZNADO
3158	083-381-02S	182.88	MEDINA, SHAWN JACOB; TAYLOR, REBECCA DAWN
3159	083-381-03S	182.88	HOUGE, GREG
3160	083-381-04S	182.88	DAVISON, SPENCER C; DAVISON HANNA R WATSON
3161	083-381-05S	182.88	LOWELL L II
3162	083-381-06S	182.88	LOPEZ CUEVAS, YADIRA ELIZABETH
3163	083-381-07S	182.88	NOLASCO ERIKA G
3164	083-382-01S	182.88	RODRIGUEZ, MARTY J; RODRIGUEZ, MELISSA
3165	083-382-02S	182.88	BAGORIO, EVELYN
3166	083-382-03S	182.88	TANPRASERT, TOM
3167	083-382-04S	182.88	GOMEZ DANIELA
3168	083-382-05S	182.88	YEAGER KAITLYN ASHLEY; GILLETTE KOLBE JOSEPH
3169	083-382-06S	182.88	CELIS MARIA DOLORES
3170	083-383-01S	182.88	TICAS PABLO
3171	083-383-02S	182.88	ZUNIGA, JOEL R; ZUNIGA, ALEXIS G
3172	083-383-03S	182.88	AMBARAM RINA
3173	083-383-04S	182.88	RAMIREZ-CASILLAS RAMON; DERAMIREZ TERESA TERRIQUEZ
3174	083-383-05S	182.88	GONZALES LUIS E JR; ELIZALDE ZIBA
3175	083-383-06S	182.88	VOSS MICHAEL A & JOYCE M
3176	083-384-01S	182.88	MILANA TRIFONIO C JR (TRUSTEE); LAGUNILLA FATIMA
3177	083-384-02S	182.88	WALKER MANUEL & TONYA L
3178	083-384-03S	182.88	RAMIREZ, MONICA CORTES
3179	083-384-04S	182.88	JENESAISQUOI GENESIS BLISS
3180	083-384-05S	182.88	ALQADHI MOHAMED
3181	083-384-06S	182.88	FRAZIER, ALARIC DONHAM; FRAZIER, ALEXANDER
3182	083-384-07S	182.88	MORENO TREVINO REYNALDO JR
3183	083-384-08S	182.88	SEESE COTI MATTHEW & ALEXIS MICHELLE
3184	083-384-09S	182.88	VELASQUEZ ILLYSSA
3185	083-384-10S	182.88	ELIZALDE DANIJELA AXI
3186	083-384-11S	182.88	ESCOBAR FELICIA G
3187	083-391-01S	182.88	LUNA NICHOLAS R & TAYLOR R
3188	083-391-02S	182.88	WITT, WYATT DWAYNE
3189	083-391-03S	182.88	CONGRESS, LAWRENCE; CONGRESS, MARY ANN
3190	083-391-04S	182.88	ORNELAS JR, ANTONIO
3191	083-391-05S	182.88	CONYERS, KEITH
3192	083-391-06S	182.88	MORA CRISTIAN AYALA & ANA LAURA SALAS
3193	083-391-07S	182.88	PADILLA OSCAR O RUIZ
3194	083-391-08S	182.88	EWALU, ATABONG A
3195	083-391-09S	182.88	LORENZO, BEA SOFIA M
3196	083-391-10S	182.88	QUAYE, ERNEST; OSEI, GODFREY S
3197	083-391-11S	182.88	ESPINOZA, RAFAEL
3198	083-392-01S	182.88	WILLIAMS, DEVIN J T; WILLIAMS, ASHLYNNE N
3199	083-392-02S	182.88	GARCIA, ROBERTO; NAVARRO, BIANCA
3200	083-392-03S	182.88	LEVERY, KEITH
3201	083-392-04S	182.88	GOMEZ, HUGO FERNANDO
3202	083-392-05S	182.88	FERNANDEZ OCTAVIO

EXHIBIT B
ENGINEER'S REPORT FOR THE
CITY OF COALINGA
LANDSCAPE AND LIGHTING DISTRICT 1993-1A
2025-2026 **TAX YEAR**

AssessmentNo.	Assessor's Parcel No.	Assessment	Owner
3203	083-392-06S	182.88	HERNANDEZ, JESUS SALVADOR BRAVO
3204	083-392-07S	182.88	HANS BALDEV & HARDEEP KAUR
3205	083-392-08S	182.88	CANTU GUILLERMO & VIRGINIA ARELLANO
3206	083-392-09S	182.88	KLINE LINDSAY
3207	083-392-10S	182.88	SINGH RAJINDERJIT
3208	083-392-11S	182.88	HARRIS, GAIL
3209	083-392-12S	182.88	SHAIBI ADEL ALI
3210	083-392-13S	182.88	TREVINO REYNALDO III
3211	083-392-14S	182.88	DENIS ESTEBAN
3212	083-392-15S	182.88	ALI MOHAMMED Q
3213	083-392-16S	182.88	SIGALA OCTABIANO & VICTORIA
3214	083-392-17S	182.88	MARROQUIN ALBERT JR; LANKFORD KRISTINA LEA
3215	083-392-18S	182.88	CRUZ, MARCOS RAMIREZ
3216	083-392-19S	182.88	MADDEN TERRANCE & MARITZA
3217	083-392-20S	182.88	PARKER ANGELA DAWN
3218	083-392-21S	182.88	CONTRERAS CESAR LOPEZ
3219	083-392-22S	182.88	AMOO ANDREWS
3220	083-393-01S	182.88	CHAVEZ, ANDREW I; CHAVEZ, NORMA
3221	083-393-02S	182.88	SOLORIO ALONSO M; SOLORIO MARIA G
3222	083-393-03S	182.88	SILALAHI, RAMELIA; REVOCABLE LIVING TRUST,
3223	083-393-04S	182.88	LOPEZ, ANDRES AGULLAR; MORALES, MARITZA PADILLA
3224	083-393-05S	182.88	HANS SACHREET
3225	083-393-06S	182.88	TAMAYO, SERGIO RODRIGUEZ; CASTRO, LAURA
3226	083-393-07S	182.88	MILLER CHERRY J
3227	083-393-08S	182.88	GUAJARDO RUBEN GARCIA JR; GUAJARDO DENISE D
3228	083-393-09S	182.88	RAMIREZ ROBERTO
3229	083-393-10S	182.88	CANO DAVID A
3230	083-393-11S	182.88	PHILLIPS KRISTOPHER LEE & BRIENNE NIKOL
3231	083-393-12S	182.88	CARMONA DAVID SHAWN & MISTY DAWN MAUL
3232	083-393-13S	182.88	RAMIREZ VICTOR & YESENIA
3233	083-393-14S	182.88	PERALTA NORMA
3234	083-393-15S	182.88	ONYEGBULA AGUGUA SAMUEL
3235	083-393-16S	182.88	CABRERA, CARLOS H ALVARADO; ALVARADO, YAZMIN A
3236	083-393-17S	182.88	MORENO, ALEXANDRA
3237	083-393-18S	182.88	SANCHEZ, JESUS LOPEZ; LOPEZ, SARA
3238	083-393-19S	182.88	VELAZQUEZ, FELIX E JIMENEZ; ORTIZ, JESSICA
3239	083-393-20S	182.88	MORA JOSE LUIS & CLAUDIA
3240	083-393-21S	182.88	BECERRA, ARTURO AGUILAR; RAZO LAURA A NAVARRO
3241	083-393-22S	182.88	ZARAGOZA, JUAN RODRIGUEZ; ROMO, MARIA D
3242	083-394-01S	182.88	GARZA STEPHEN & SARA MARIE
3243	083-394-02S	182.88	CHAVEZ RAFAEL FRANCISCO JR
3244	083-394-03S	182.88	SANCHEZ JORGE
3245	083-394-04S	182.88	ECHEAGARAY, DAVID ERNESTO
3246	083-394-05S	182.88	CENTENO ARTURO
3247	083-394-06S	182.88	VILLALPANDO ISMAEL
3248	083-394-07S	182.88	CASTANEDA J C HERNANDEZ; HERNANDEZ LOURDES
3249	083-394-08S	182.88	RAMIREZ, JOSE ANTONIO PENA; VALDEZ, EDITH JUAREZ
3250	083-394-09S	182.88	CORONA EMILIANO & ANTONIA

EXHIBIT B
ENGINEER'S REPORT FOR THE
CITY OF COALINGA
LANDSCAPE AND LIGHTING DISTRICT 1993-1A
2025-2026 TAX YEAR

AssessmentNo.	Assessor's Parcel No.	Assessment	Owner
3251	083-395-01S	182.88	CAZARES ANTONIO & ROSA CANTU
3252	083-395-02S	182.88	JULIANA DEVERA REYES LIVING TRUST
3253	083-395-03S	182.88	GARCIA JOHN B
3256	083-395-06S	182.88	CULBERTSON MALAREE L & KYLE C JONES
3257	083-395-07S	182.88	SOLORIO, LUIS ANTHONY
3258	083-395-08S	182.88	ZAVALA, ALFONSO; ZAVALA RAMIREZ, ANTONIA
3259	083-395-09S	182.88	MALDONADO GERARDO JR; DE LEON ERIKA BERENIZE
3260	083-395-10S	182.88	NUNEZ RODRIGUEZ, YULIANA M; CARO R, GLORIA V
3261	083-395-11S	182.88	LAGUNAS, RICARDO ACOSTA
3262	083-395-12S	182.88	BARRAGAN CLARISA M CUEVAS; ZAVALA I GUADALUPE
3263	083-395-13S	182.88	DENIZ CRYSTAL; RAMIREZ MAURO OMAR
3264	083-395-14S	182.88	REEDY, SHEREE H
3265	083-395-15S	182.88	RODRIGUEZ LYNDA
3266	083-395-16S	182.88	TUREGANO GEORGE C(TRUSTEE); VICTORIA CELESTE
3267	083-395-17S	182.88	LQADHI, EBRAHIM
3268	083-395-18S	182.88	GARCIA JR, BERNARDO M; TORRES, DONNA D
3269	083-395-19S	182.88	HAGGARD TRISTA S & CHRIS S
3270	083-395-20S	182.88	FONJOCK BERNARD NKE; BISONG PRISCILLA BAKO
3271	083-395-21S	182.88	AVILA ALEJANDRO & SILVIA
3272	083-395-22S	182.88	CULBERTSON RONALD D & LISA G
3273	083-395-23S	182.88	SERRANO ALFREDO MORENO; MORENO MONICA R DE
3274	083-395-24S	182.88	HERNANDEZ VIRGINIA CASTILLO
3275	083-395-25S	182.88	CONTRERAS KARINA
3276	083-395-26S	182.88	GARCIA, JOSE ENRIQUE; C GARCIA, ELIZABETH
3277	083-395-27S	182.88	RODRIGUEZ JOSE LUIS & BLANCA
3278	083-395-28S	182.88	NORWOOD CHRISTOPHER S
3279	083-395-29S	182.88	UDOKPUK ETIM 0
3280	083-395-30S	182.88	COWDEN CLINT & JOY
3281	083-395-31S	182.88	LEON RAMON R
3282	083-395-32S	182.88	ROCKWELL WEXELBLATT, SUZANNE ELIZABETH
3283	083-395-33S	182.88	ALANIS LUIS G LOPEZ
3284	083-395-34S	182.88	CAPOSINO CHARLES J & KAH C
3285	083-395-35S	182.88	HERNANDEZ JUAN M; TEIXEIRA SANDRA L
3286	083-395-36S	182.88	YLARDE RODRIGO R, JOCELYN C, JOSEPH & RACHEL
3287	083-395-37S	182.88	CENTURY DEVELOPMENT GROUP LLC
3288	083-395-38S	182.88	HASH JOSEPH E & MARINA CORTEZ
3289	083-395-39S	182.88	ESQUEDA JOSE JR
3290	083-395-40S	182.88	REYES ESTEBAN FLORES
3291	083-395-41S	182.88	CENTURY DEVELOPMENT GROUP LLC
3292	083-395-42S	182.88	UKPE ESSIEN
3293	083-395-43S	182.88	LUPO MICHAEL ANGELO II & JOANNE
3294	083-395-44S	182.88	LOFRANCO, MARY ROSE
3295	083-395-45S	182.88	RAMIREZ, ALBERTO O; RAMIREZ, MAYRA D
3296	083-395-46S	182.88	FLORES, JAY JUNIOR; GONZALEZ, MAGDALENA L G
3297	083-395-47S	182.88	LEON, ALEJANDRO; LEON, OSBALDO
3255	083-395-49S	182.88	SANCHEZ, MAX H; SANCHEZ, SAMANTHA M
3254	083-395-50S	182.88	SIEV DAN
3298	083-396-01S	182.88	TASI, LUPATI; TASI, ROCIO

EXHIBIT B
ENGINEER'S REPORT FOR THE
CITY OF COALINGA
LANDSCAPE AND LIGHTING DISTRICT 1993-1A
2025-2026 TAX YEAR

AssessmentNo.	Assessor's Parcel No.	Assessment	Owner
3299	083-396-02S	182.88	LAINEZ ERICK & TORRIE I
3300	083-396-03S	182.88	TORRES, JOSE H VALENZUELA; ARREOLA, EHIDI CABRERA
3301	083-396-04S	182.88	RUIZ RAMOS, DAMARYS I; CORDERO, WILLIAM
3302	083-396-05S	182.88	BRAZELTON CADY
3303	083-396-06S	182.88	HOO, JANE C
3304	083-396-07S	182.88	GARCIA, MACKENZIE ANN
3305	083-396-08S	182.88	OBAID, ABDUL GALIL AHMED; ALAMSI ALI MOHAMED
3306	083-396-09S	182.88	PONCE, ALFONSO RAFAEL
3307	083-396-10S	182.88	ROBLEDO JOSE LOPEZ
3308	083-396-11S	182.88	MARTINEZ, JUAN E; ELIAS, MARIA R VILLA DE
3309	083-396-12S	182.88	RAMIREZ ADRIAN M HERNANDEZ; HERNANDEZ MARISOL
3310	083-396-13S	182.88	LEAL, JOSE LUIS
3311	083-396-14S	182.88	GRIFFITH, CLARK
3312	083-396-15S	182.88	MOHAN VARINDER
3313	083-396-16S	182.88	OXBORROW, TYLER & MACKENZIE
		$ 28,712.16	***Tract No. 5451 -Warthan Creek Estates Phase I***

COALINGA
846P0401-E

SUBDIVIDED LAND IN POR. SEC. 4, T. 21 S., R. 15 E., M.D.B. & M.

Tax Rate Area 2-001 083-38

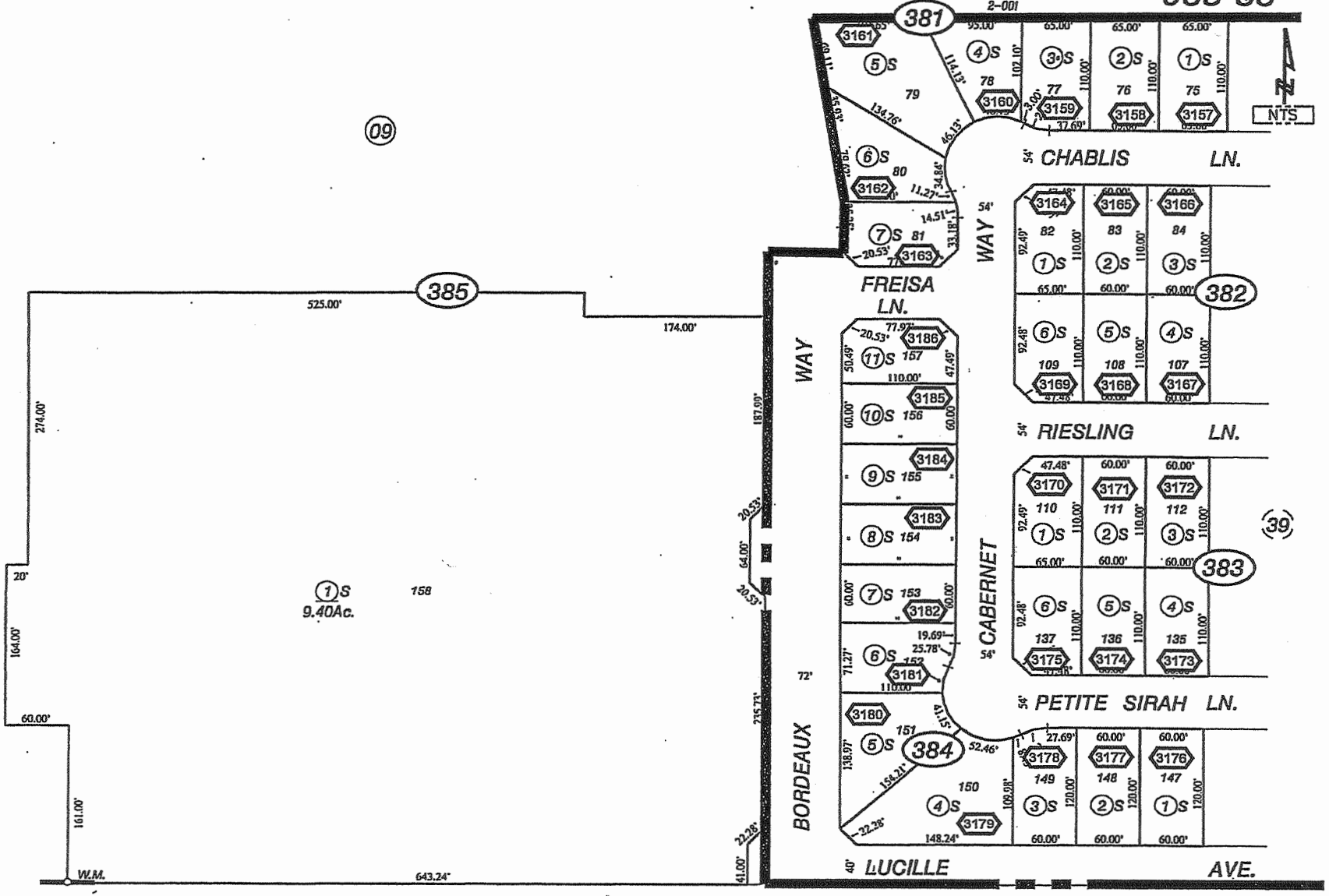

LEGEND

(131) Assessor's Block Numbers Shown in Ellipses

(20) Assessor's Numbers Shown in Circles

(1059) Assessment Numbers Shown in Elongated Hexagons

Assessment District Boundary

- Tract No. 5451 - Plat Bk. 77, Pgs. 32-35

Assessor's Map Bk. 083 - Pg. 38
County of Fresno, Calif.

NOTE - Assessor's Block Numbers Shown in Ellipses.
Assessor's Parcel Numbers Shown in Circles.

EXHIBIT C

EXHIBIT C

COALINGA
846P0401-E

--- NOTE ---
This map is for Assessment purposes only It is not to be construed as portraying legal ownership or divisions of land for purposes of zoning or subdivision law.

SUBDIVIDED LAND IN POR. SEC. 4, T. 21 S., R. 15 E., M.D.B. & M.

Tax Rate Area 2-001 2-005

083-39

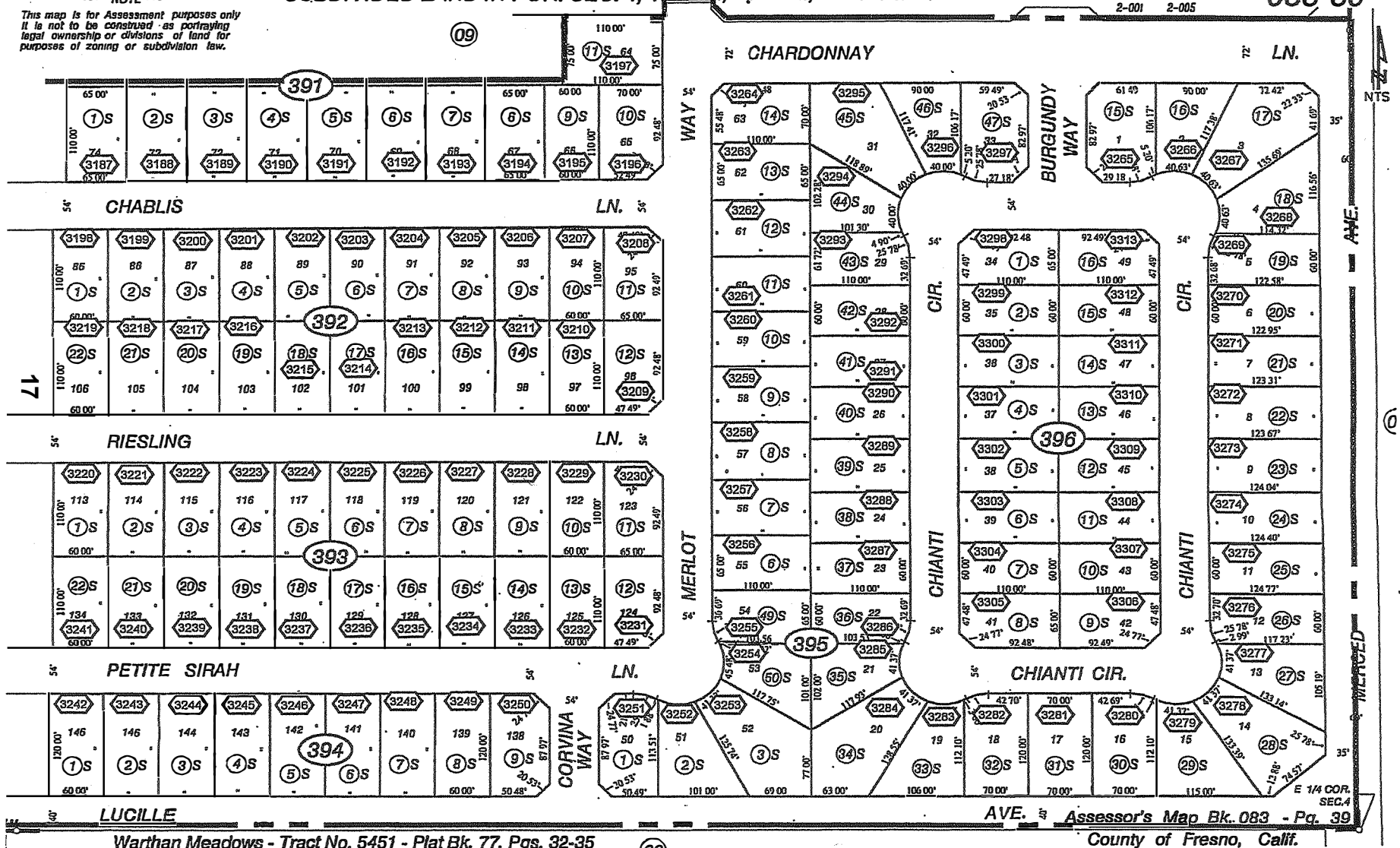

Warthan Meadows - Tract No. 5451 - Plat Bk. 77, Pgs. 32-35

Assessor's Map Bk. 083 - Pg. 39

County of Fresno, Calif.

NOTE - Assessor's Block Numbers Shown in Ellipses.
Assessor's Parcel Numbers Shown in Circles.

11/09/07

LEGEND

(131) Assessor's Block Numbers Shown in Ellipses

(20) Assessor's Numbers Shown in Circles

(1059) Assessment Numbers Shown in Elongated Hexagons

Assessment District Boundary

III. Tract No. 5339 (Dorothy Allen Estates)

A. Maintenance Cost	
1. Landscaping/Irrigation	$ 10,706.00
2. Water and City Meters	$ 8,000.00
3. Electrical	$ 3,000.00
4. Incidentals	
a. Legal	$ 200.00
b. Engineering	$ 750.00
c. District Administration	$ 200.00
TOTAL TRACT NO. 5339	**$ 22,856.00**

ENGINEER'S CALCULATIONS

Tract No. 5339 (Dorothy Allen Estates)

Total Number Regular Parcels = 75

Total Number of Multiple Parcels = 1

APN 070-130-48S - Assessment No. 3156 - 3.46 Ac.

3.46 Ac ÷ 0.2199 Ac Unit = 15.7344 Units

75 + 15.7344 = 90.7344

Total Equivalent Units = 90.7344 Units

ASSESSMENT COSTS

Assessment Cost $ 18,892.50 / 75 Parcels = $ 251.90 / Unit

Assessment Cost $ 3,960.50 / Multiple Unit = 15.7344 Units = $ 251.90 / Unit

EXHIBIT "B"
ENGINEER'S REPORT FOR THE
CITY OF COALINGA
LANDSCAPE AND LIGHTING DISTRICT 1993-1A
2025-2026 TAX YEAR

	Assessor's Parcel No.	Assessment	Owner
III. Tract No. 5339 - Dorothy Allen Estates			
3080	070-140-01S	251.90	ANDRADE ELIAS
3081	070-140-02S	251.90	LOPEZ JAIME
3082	070-140-03S	251.90	ZUNIGA EDUARDO; ZUNIGA KARLA G
3083	070-140-04S	251.90	JOHNSON WANDA R
3084	070-140-05S	251.90	QUINTANILLA, LETICIA
3085	070-140-06S	251.90	BERLUND, JUDY
3086	070-140-07S	251.90	CANO ARTURO & MARIA ROSARIO
3087	070-140-08S	251.90	CASILLAS LUIS ERNESTO & MARIA DEJESUS
3088	070-140-09S	251.90	HORN CALLIE M
3089	070-140-10S	251.90	JURADO KENNY RUANY CRUZ; VIVEROS GENEVIEVE J
3090	070-140-11S	251.90	MENDEZ RITO PIMENTEL; PIMENTEL STEPHANIE
3091	070-140-12S	251.90	FINSTER ANDREW CHRISTOPHER; JAEHN ASHLEY E
3092	070-140-13S	251.90	WILDER BONNIE MARIE & CRAIG EUGENE
3093	070-140-14S	251.90	IBARRA STEPHANIE RAMIREZ; WILSON MICHAEL LEE
3094	070-140-15S	251.90	SALAZAR JANET ALYSSIA
3095	070-140-16S	251.90	QUIJADA MARIA J; HOULE TRACY SCOTT JR
3096	070-140-17S	251.90	VALENCIA ANTONIO III & TINA LOUISE
3097	070-140-18S	251.90	GARCIA JOSE ENRIQUE MARTINEZ
3098	070-140-19S	251.90	BARROTERAN ILENE B
3099	070-140-20S	251.90	PADILLA JUAN C BECERRA; BECERRA ESMERALDA
3100	070-140-21S	251.90	SHELTON CODY VINCENT; MOLINA ELIDA ALFARO
3101	070-140-22S	251.90	RAMIREZ FRANK FERNANDO
3102	070-140-23S	251.90	ROJAS RICARDO
3103	070-140-24S	251.90	RAMIREZ JANETH; RAMIREZ MARCOS & ERNESTINA
3104	070-140-25S	251.90	ELLIOTT JAMES R & LAURIE A
3105	070-140-26S	251.90	ARREDONDA LUIS A CAMPANA; CAMPANA VIRGINIA
3106	070-140-27S	251.90	CHAVEZ-BARAJAS ERNESTO
3107	070-140-28S	251.90	EARLS SANDRA LOUISE
3108	070-140-29S	0.00	COALINGA CITY OF
3109	070-130-01S	251.90	GABRIEL ALISSA Y
3110	070-130-02S	251.90	EARLS, KELLEN C; EARLS, YASMIN C
3111	070-130-03S	251.90	BARRERA LIZBETH M
3112	070-130-04S	251.90	GARCIA, VICTOR M
3113	070-130-05S	251.90	URIBE, MARIA MERSEDES
3114	070-130-06S	251.90	ZUNIGA JORGE L & STACI J
3115	070-130-07S	251.90	FLORES EVAN DANIEL
3116	070-130-08S	251.90	ARTHURTON ROBERT MICHAEL & TRACIE LEE
3117	070-130-09S	251.90	DAVIS, JOSHUA M; DAVIS, KIMBERLEE N
3118	070-130-10S	251.90	MILLER SAMANTHA
3119	070-130-11S	251.90	LOPEZ EVELINA GARCIA; GARCIA ANDRES
3120	070-130-12S	251.90	REDDING RONALD M & SUZANNE
3121	070-130-13S	251.90	ESPINOZA JOSE MIGUEL AREVALO

3122	070-130-14S	251.90	ANDRADE TRINO
3123	070-130-15S	251.90	CASTRO ANGEL
3124	070-130-16S	251.90	MARTIN JASON LEE & TRISTIN KAY
3125	070-130-17S	251.90	MURILLO ZEFERINO
3126	070-130-18S	251.90	MORENO ELIBERTO ESPINOZA
3127	070-130-19S	251.90	GOMES, KRISTEN; GOMES, MATTHEW
3128	070-130-20S	251.90	ROJAS, JASON B; ROJAS, JAMIE LYNN
3129	070-130-21S	251.90	DAHL, RYAN A; DAHL, SARA M
3130	070-130-22S	251.90	PRICE DAVID & KIMBERLY M
3131	070-130-23S	251.90	RODRIGUEZ CHRISTINA
3132	070-130-24S	251.90	HAMES, BRADLEY; HAMES, GENA
3133	070-130-25S	251.90	MAGDALENO CARLA KAY
3134	070-130-26S	251.90	RHODES, JULIA; HURT, DENNIS W
3135	070-130-27S	251.90	PUGA ABEL OROZCO & SANDRA OROZCO
3136	070-130-28S	251.90	MARTINEZ-GARCIA JORGE; MARTINEZ BRENDA M
3137	070-130-29S	251.90	OUDNEY KESTER J
3138	070-130-30S	251.90	JIMENEZ ADAM
3139	070-130-31S	251.90	OROZCO KELSEY RAE KUKUNAOKALA
3140	070-130-32S	251.90	WALKER JOSHUA & SARAH E
3141	070-130-33S	251.90	PRICE GREGORY A
3142	070-130-34S	251.90	FILIPE, GERARD; FILIPE, GAIL
3143	070-130-35S	251.90	ARGUELLO RYAN DEAN & DANA JO
3144	070-130-36S	251.90	GRISHABER MARTIN & MARYLOU
3145	070-130-37S	251.90	MEALY ARIEL TULEEA PEREZ; CORPUS F PEREZ
3146	070-130-38S	251.90	HORN, WILLIAM B; HORN, MICHELLE M
3147	070-130-39S	251.90	APPLETON JACK & ERICA C
3148	070-130-40S	251.90	CERVANTES DIANA
3149	070-130-41S	251.90	NG KAM CHUEN (TRUSTEE)
3150	070-130-42S	251.90	LEON ISMAEL A RODRIGUEZ; RODRIGUEZ MARIA DJ
3151	070-130-43S	251.90	MARROQUIN REINALDO & NERIDA LOPEZ
3152	070-130-44S	251.90	JOHNSON KYLE EDDIE
3153	070-130-45S	251.90	TORRES JOSE LUIS GONZALEZ
3154	070-130-46S	251.90	ROMERO DAVID ANTONIO & IVONNE
3155	070-130-47S	251.90	AZURDIA KATIE J
3156	070-130-48S	3,963.50	R A I N L L C
		$ 22,856.00	***III. Tract No. 5339 - Dorothy Allen Estates***

SUBDIVIDED LAND IN POR. SEC. 28, T.20S., R. 15E., M.D.B. & M.

06

Tax Rate Area
2-001

070-13

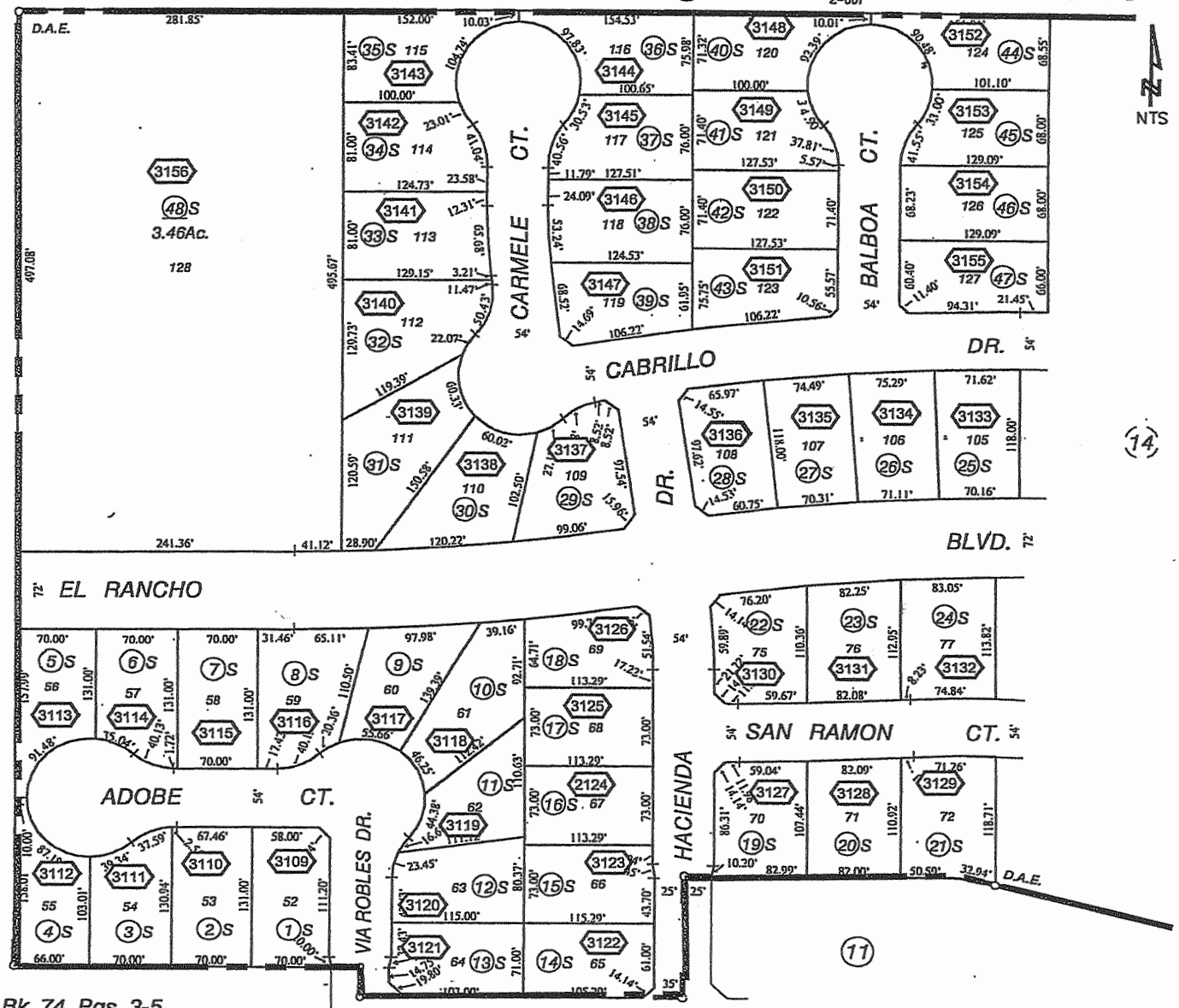

LEGEND

(131) Assessor's Block Numbers Shown in Ellipses

(20) Assessor's Numbers Shown in Circles

(1059) Assessment Numbers Shown in Elongated Hexagons

Assessment District Boundary

ıtes, Tract No. 5339 - Plat Bk. 74, Pgs. 3-5

Assessor's Map Bk. 070 - Pg. 13
County of Fresno, Calif.

NOTE -Assessor's Block Numbers Shown in Ellipses.
Assessor's Parcel Numbers Shown in Circles.

EXHIBIT C

COALINGA
846P0401-E

SUBDIVIDED LAND IN POR. SEC. 28, T. 20S., R. 15E., M.D.B. & M. (06) Tax Rate Area 2-001 070-14

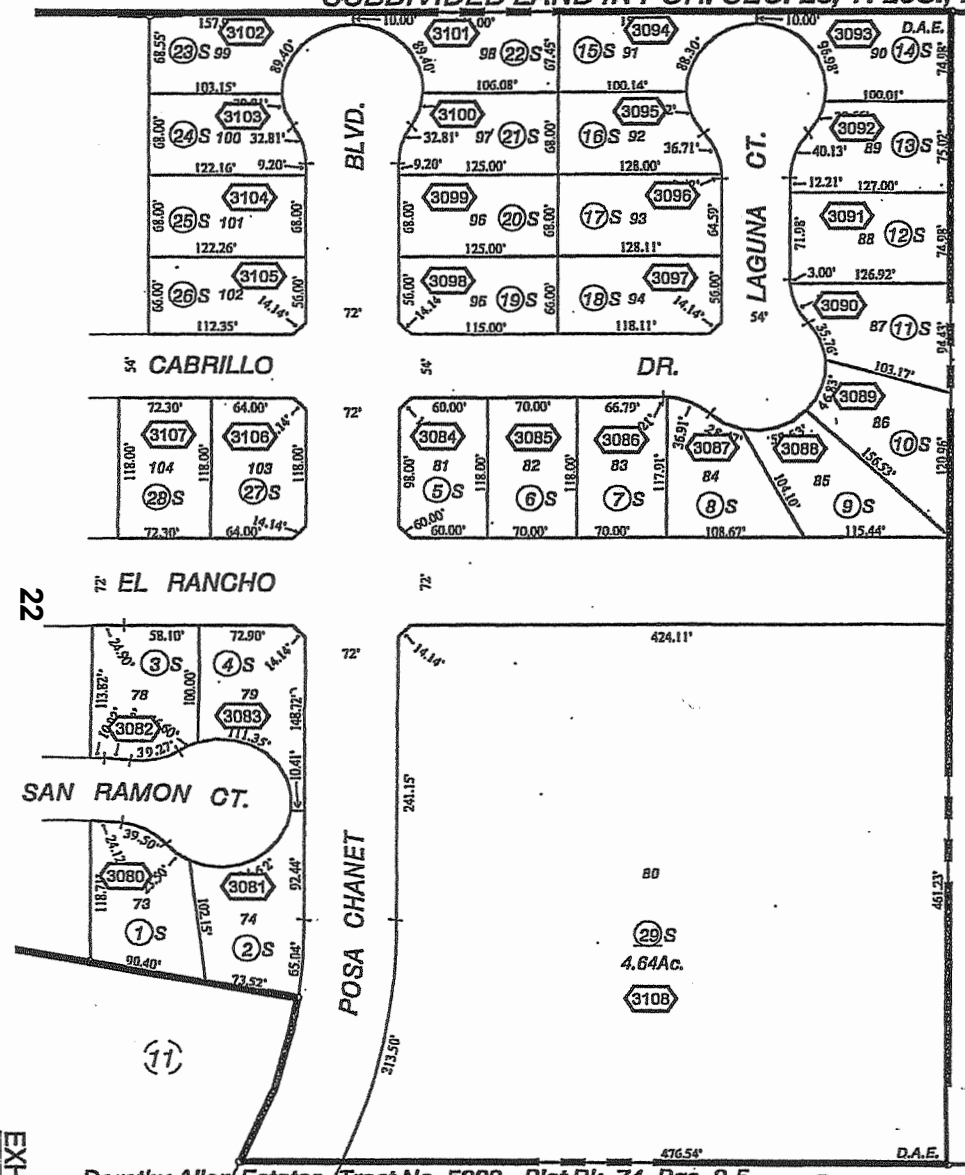

CTR. 1/4 COR. SEC. 28

NTS

(06)

Assessment District Boundary

(1059) Assessment Numbers Shown in Elongated Hexagons

(20) Assessor's Numbers Shown in Circles

(131) Assessor's Block Numbers Shown in Ellipses

22

Dorothy Allen Estates, Tract No. 5339 - Plat Bk. 74, Pgs. 3-5
Dorothy Allen Estates II, Tract No. 5344 - Plat Bk. 74, Pgs. 6-7

(08) NOTE - Assessor's Block Numbers Shown in Ellipses.
Assessor's Parcel Numbers Shown in Circles.

Assessor's Map Bk. 070 - Pg. 14
County of Fresno, Calif.

EXHIBIT - C

WHEN RECORDED MAIL TO:

City of Coalinga
155 W. Dur1An Avenue
Coalinga, CA 93210

ATTN: Sean Brewer

RESOLUTION NO. 4279

A RESOLUTION OF THE CITY COUNCIL CITY OF COALINGA, COALINGA, CALIFORNIA, CONFIRMING D1AGRAM AND ASSESSMENT ANNUAL LEVY – 2025/2026 LANDSCAPE AND LIGHTING MAINTENANCE DISTRICT NO. 1993-lA (COALINGA)

WHEREAS, pursuant to Part 2 of Division 15 of the Streets and Highways Code, the Landscaping and Lighting Act of 1972 (the "Act"), the City Council of the City of Coalinga did adopt its Resolution of Intention to Levy and Collect the Annual Assessment of the Landscape and Lighting Maintenance District No. 1993-1A (Coalinga) (herein, the "District"); and

WHEREAS, the City Council did declare in said Resolution of its intention to levy and collect the annual assessment for the maintenance and operation of the Landscape, Parks, Lighting and Public Facilities in said District as described in the Engineer's Report of the Landscape and Lighting Maintenance District No. 1993-1A (Coalinga) 2025/2026 Tax Year (the "Report") as filed with the City Clerk, and did further set **July 17, 2025 at the hour 6:00 p.m. at Coalinga City Hall, Coalinga, California,** as the time and place when and where any interested person would be heard on the question of the levy and collection of the assessments; and

WHEREAS, it appears that notice of said hearing was properly given by the publishing of said Resolution of Intention, as evidence by the affidavits on file with the City Clerk of the City Council; and

WHEREAS, said hearing was held as noticed and at said hearing all persons interested and desiring to be heard were given an opportunity to be heard; and all matters and things pertaining to the levy of the assessments were fully heard and considered by the City Council.

NOW THEREFORE, IT IS RESOLVED AND ORDERED, AS FOLLOWS:

1. The City Council hereby determines that the territory within the City, which boundaries are set forth in the Report, will be the territory benefited by the maintenance and servicing of the improvements described in said Report.

2. The Report and assessment of the estimated costs of the improvements contained therein and each and every part of said Report, along with any modifications thereto made as a result of the hearing, is adopted and approved; and the assessment of the total amount of the costs and the individual assessments thereof upon the several subdivisions of land in said City in proportion to the benefits to be received by said subdivisions, respectively, from said improvements, and of the expenses incidental thereto, be and the same hereby is, fully approved and confirmed as the assessment to pay the costs.

3. The City Council hereby orders the levy of the assessment described in said Resolution of Intention and the Report, and further orders the improvements as described in said Resolution and the Report to be performed.

4. The assessment diagram showing the assessment district referred to in said Resolution of Intention and also the subdivision of land within the City, as contained in the Report, be and it is hereby, finally approved and confirmed as the diagram of the properties to be assessed to pay the costs of the Improvements.

5. The City Clerk of the Council shall immediately file the diagram and assessment, as confirmed, or a certified copy thereof, with the Auditor of the County of Fresno, and such filing shall not be later than the **11th day of August 2025**.

* * * * * * *

The foregoing resolution was duly adopted by the City Council of the City of Coalinga at the regular meeting held on the **17th day of July 17, 2025**, by the following vote:

AYES:

NOES

ABSTAIN:

ABSENT:

APPROVED:

_____
Nathan Vosburg, Mayor
City of Coalinga

ATTEST :

_____
Shannon Jensen, City Clerk
City of Coalinga

I, Nathan Vosburg, Mayor of the City of Coalinga, do hereby certify that the foregoing assessment roll together with the assessment diagram of the City of Coalinga, Landscape and Lighting Maintenance District No. 1993-1A (Coalinga) concurrently herewith was approved and confirmed by the City Council on the 17th day of July, 2025. By adoption of Resolution No. _____

Mayor for the City of Coalinga, California

By:_____

Nathan Vosburg, Mayor

I, Shannon Jensen, City Clerk of the City of Coalinga, do hereby certify that the foregoing assessment roll together with the assessment diagram of the City of Coalinga, Landscape and Lighting Maintenance District No. 1993-1A (Coalinga) concurrently herewith was filed with me on the _17th____day of __July__, 2025.

City Clerk of the City of Coalinga, California

By:_____

Shannon Jensen, City Clerk, Resolution No.

I, Shannon Jensen, City Clerk of the City of Coalinga, do hereby certify that the foregoing assessment roll together with the assessment diagram of the City of Coalinga, Landscape and Lighting Maintenance District No. 1993-1A (Coalinga) concurrently herewith was approved and confirmed by the City Council on the __17___day of _July____, 2025. By adoption of Resolution No. _____.

City Clerk of the City of Coalinga, California

By:_____

Shannon Jensen, City Clerk, City of Coalinga

155 W. Durian Avenue, Coalinga, Calif. 93210
Tel: (559) 935-1533 Fax: (559) 935-5912

TO: FRESNO COUNTY AUDITOR-CONTROLLER/ TAX COLLECTOR

AUTHORITY TO APPROVE SPECIAL ASSESSMENT CHANGES

FOR 6189 & 6190-CITY OF COALINGA

LANDSCAPE MAINTENANCE AND LIGHTING DISTRICT NO. 1993-1A

DISTRICT/AGENCY:

CITY OF COALINGA

The following persons are authorized to add, change, or delete any special assessments that are placed on the Fresno County Tax Roll, Regular Parcels, Tax Code 6189 for the 2025-2026 Tax Year.

NAME	TITLE
Shannon Jensen	City Clerk
Sandy Jauregui	CFO, Tri City Engineering, Inc.

Be advised that the time period for the named persons to make said changes shall be for an indefinite time period, beginning with the date of this signed instrument.

Sincerely,

Shannon Jensen, City Clerk

7/9/25

STAFF REPORT - CITY COUNCIL/SUCCESSOR AGENCY/PUBLIC FINANCE AUTHORITY

Subject:	Approval of the City Manager Employment Agreement
Meeting Date:	Thursday, July 17, 2025
From:	Sean Brewer, Interim City Manager
Prepared by:	Mario Zamora, City Attorney

I. RECOMMENDATION:

II. BACKGROUND:

III. DISCUSSION:

IV. ALTERNATIVES:

V. FISCAL IMPACT:

ATTACHMENTS:

File Name	Description
No Attachments Available	

STAFF REPORT - CITY COUNCIL/SUCCESSOR AGENCY/PUBLIC FINANCE AUTHORITY

Subject:	Approve Bid Award to Optimized Investment Partners, LLC and Authorize the Interim City Manager to Execute a Professional Services Agreement for Investment Advisory and Managerment Services
Meeting Date:	Thursday, July 17, 2025
From:	Sean Brewer, Interim City Manager
Prepared by:	Mai Vang, Financial Services Director

I. RECOMMENDATION:

Interim City Manager and Financial Services Director recommends that the City Council:

1) Receive a Presentation of Investments 101 by Optimized Investment Partners (Attachment A);
2) Award bid to Optimized Investment Partners;
3) Approve a professional services agreement with Optimized Investment Partners, LLC (Attachment B) for investment advisory and management services for an initial three-year period effective July 17, 2025, through June 30, 2028; and
4) Authorize the Interim City Manager to execute the agreement and any subsequent term extension amendments provided for under the Agreement contingent upon satisfactory performance by the consultant.

II. BACKGROUND:

The City of Coalinga has historically invested its surplus cash in LAIF and United States Treasury. For several years this conservative strategy worked well because market interest rates were so low. It provided complete liquidity while providing some interest earnings. Over the last few years, market interest rates have risen dramatically. To take advantage of changes in the investment market, staff have been reviewing its various options related to a more active investment strategy.

On May 5, 2025, the City issued a Request for Proposals (RFP for Investment Advisory Services) soliciting proposals from qualified investment advisory firms to provide prudent investment advice for the City's idle cash and outline policies for maximizing the efficiency of the City's cash by achieving its primary investment objectives of safety, liquidity, and reasonable yield.

III. DISCUSSION:

During the solicitation period, five (5) proposals were received from: 1) Optimized Investment Partners, LLC (OIP); 2) Meeder Public Funds; 3) Clearwater Advisors; 4) Garcia Hamilton & Associates; and 5) Chandler Asset Management. The proposals were carefully evaluated by City staff and the City's Municipal Advisor, Wulff, Hansen & Co., based on experience, qualifications, and other relevant factors. Proposed costs and fees were also evaluated to ensure they were in line with current market rates for the services to be provided. Of the five firms who submitted proposals, City staff interviewed OIP and Chandler Asset Management, whose proposals were ranked the highest by staff based on their experience, qualifications, and potential ability to best meet the City's current and future needs.

After conducting interviews, staff determined that OIP is best suited to meet the City's current and future

needs based on their demonstrated expertise, municipal investment market knowledge, and reasonable fees for services. OIP provided highly positive references, has an in-depth investment market understanding, and has experience providing investment advisory services to other agencies of similar size to the City of Coalinga.

OIP will perform investment advisory and/or management services, including but not limited to advising or managing the City's investment portfolio, evaluating market risk and developing strategies that minimize the impact on the portfolio, and providing the City with various other investment advisory services in order to maximize returns on the City's investments as further described in Attachment A to Attachment B.

The services that Optimized Investment Partners provides are unique in the industry. Their scope of services includes: cash-flow modeling; investment policy review/drafting; monthly cash account review; quarterly investment reporting; daily investment advice; unlimited virtual meetings with staff; and general investment advisory services.

The investment strategies currently being considered will be a multi-year laddering approach and will take advantage of the higher interest rates currently available.

The City will be entering into a custodial agreement with an authorized bank in the near future to hold the investment cash before and after investments are purchased. This third-party relationship guarantees an appropriate system of checks and balances to ensure the safety of our investments. Optimized Investment Partners will not hold or maintain any control over the City's cash. They will advise and recommend investments that are compliant with our investment policy. An authorized broker-dealer list will be utilized by City staff to ensure timely availability and execution of investments.

Recently, the Financial Services Director spoke with the Finance Director of the City of Lemoore regarding their experience with Optimized Investment Partners. The City of Lemoore Finance Director confirmed that OIP has fully fulfilled all contractual obligations and expressed satisfaction with their services, noting positive performance and professional relationship. Additionally, the City's Municipal Advisor contacted the City Manager of the City of Suisun City regarding their experience with Optimized Investment Partners, who also spoke highly of Optimized Investment Partners.

OIP is a California based company from the San Diego region that serves cities and special districts. OIP is comprised of highly skilled staff with extensive municipal finance experience. OIP specializes in assisting small to medium size municipalities in California with optimizing their investment portfolios. OIP currently has 21 clients with total assets under management of $470 million. OIP's approach to optimizing the City's returns on its investments will include rigorous cash flow modeling and monthly reviews of cash balances to ensure sufficient liquidity necessary for daily operations.

The fees for OIP services will be based on the amount of assets under management (AUM) and is set at a flat rate of 0.10% (10 basis points) for AUM, which encompasses all investments in custodial accounts, pooled accounts, and other investment-related accounts, excluding City checking account balances. There are no additional fees or reimbursement costs associated with any additional services required by the City that are related to investment management.

OIP's services differ substantially from traditional municipal investment advisors:

- Their custom cash flow modeling uniquely integrates all of the City's funds, the City's budgets, Capital Improvement Plans, and cyclical revenue patterns into the investment strategy. This proactive approach identifies significantly more investable funds compared to competitors who rely on clients to determine cash availability.
- OIP provides active cash management by analyzing all cash positions monthly, including existing investments with Zion Bank. This maximizes investment potential while ensuring liquidity needs are met.

Per review with legal counsel, the City Attorney has expressed no opposition to any aspects of the proposed engagement with Optimized Investment Partners. The City Attorney finds the procurement approach legally sound and has raised no concerns. The City will also have an option to terminate the agreement at any time, should the Consultant's performance or return on investments fall below the City's expectations.

The Evaluation was based on the weighted criteria:

Criteria	Weight
Public agency experience	30%
Investment strategy & understanding	25%
Cost of services	20%
Reporting and compliance tools	15%
References	10%

Due to the marginal difference in scores, staff interviewed the two parties of interest and the total score was weigthed for both Proposal (70%) and Interview (30%).

IV. ALTERNATIVES:

Decline to 1) Receive a Presentation of Investments 101 by Optimized Investment Partners (Attachment A); 2) Award the bid to Optimized Investment Partners; 3) Approve a professional services agreement with Optimized Investment Partners, LLC (Attachment B) for investment advisory and management services for an initial three-year period effective July 17, 2025, through June 30, 2028; and 4) Authorize the Interim City Manager to execute the agreement and any subsequent term extension amendments provided for under the Agreement contingent upon satisfactory performance by the consultant

V. FISCAL IMPACT:

If the Council would like to proceed with authorizing the Interim City Manager and Financial Services Director's to engage in an agreement for investment advisory services with Optimized Investment Partners, Optimized Investment Partners will actively manage the City's cash surplus which will ensure monthly value with cash management, taking advantage of market opportunities to improve future yields, and to appropriately ladder the investment portfolio to ensure resiliency and consistent revenue into the future. They will also help to ensure that the City stays in compliance with the California government code.

By contracting Optimized Investment Partners for investment advisory services, it is anticipated that they will generate $103,000 in revenue per month for the first 12 months. Their fee is approximately $2,500 per month. This is a projected positive net fiscal impact of $100,500 per month. The fee is subject to change based upon the fluctuations of the amount of assets under management (AUM) and is set at a flat rate of 0.10% (10 basis points) as specified in the advisory contract.

ATTACHMENTS:

File Name	Description
City_of_Coalinga_Investments_101_OIP_Presentation_-_July_2025.pdf	Attachment A - Presentation
20250717_-_Agreement_For_Professional_Services_and_fee_schedule_-Optimized_Investment_Partners-City_of_Coalinga.pdf	Attachment B - Optimized Investment Partners Agreement
City_of_Coalinga_RFP_Response_for_Investment_Advisory_Services_-_OIP.pdf	RFP response from OIP
20250505_-_City_of_Coalinga_RFP_Investment_Advisory_Services.pdf	RFP for Investment Advisory Services

OPTIMIZED
Investment Partners

INVESTMENTS 101 PRESENTATION

THE CITY OF
COALINGA
1906

Agenda

- Investment Requirements
- The OIP Advantage
- Interest Revenue Projections
- Goals for the City of Coalinga
- The OIP Process
- FAQ

CITY OF COALINGA'S INVESTMENT REQUIREMENTS

ANNUAL INVESTMENT POLICY UPDATE (GC SECTION 53646)

INVESTMENT OF SURPLUS

Government agencies must comply with California Government Code (GC Section 53600)

PRUDENT INVESTOR STANDARD

Trustees shall act with care, skill, prudence, and diligence. (GC Section 53600.3)

REPORTING

Quarterly report to the governing body outlining cash assets invested, investment types, purchases, sales, market conditions, and affirming agency projection of sufficient cash availability to meet operating needs. (GC Section 53607)

SAFEGUARDS

Safety of Principal, Liquidity, and Yield (GC Section 53600.5)

OPTIMIZED
Investment Partners

OIP'S VALUE ADDED SERVICES

ANNUAL INVESTMENT POLICY REVIEW AND ADOPTION
Provide Annual Investment Policy Review and Recommendations for Updates

COMPLIANCE
Ensure and Maintain Regulatory Compliance with All Applicable Government Codes and Standards

COMPREHENSIVE CASH FLOW MODELING AND LADDERING STRATEGY
Perform an Initial Historical Analysis and Cash Flow Model, Provide Monthly or Twice Monthly Review, and Daily Investment Monitoring

EDUCATIONAL PRESENTATIONS
Deliver Investments 101 and On-Going Support in Municipal Fund Management

INVESTMENT OF LIQUID FUNDS
Provide Active Cash Management and Optimize Investment Performance While Maintaining Sufficient Liquidity

TRANSPARENT QUARTERLY REPORTING
Prepare City Council Agenda Items, Staff Reports, and Quarterly Reports

OPTIMIZED
Investment Partners

INVESTMENT MANAGEMENT APPROACHES

COMMON APPROACH

- Passive: Most of the money is in checking. Some funds invested in county or state investment pools. Liquid, but low yields. Exposes the portfolio to interest rate risks.
- Active: Somewhat diverse over a 5-year period, cookie-cutter, impersonal and out-dated.

THE OIP ADVANTAGE

- Cash flow modeling and cash management that utilizes more funds for the investment portfolio and honors liquidity needs.
- Reporting and compliance included with our service.
- Safer, provides budgetary resiliency, and optimizes yields.
- A customized approach that incorporates budgets and CIP Programming.
- Government expertise.

THE OIP ADVANTAGE: KEY POINTS

ACTIVE MANAGEMENT

Tailored investment strategies based on the City's unique cash flow needs allows for optimized returns and honors liquidity needs.

BUDGETARY RESILIENCY

An optimized laddering strategy secures the best available rates while keeping funds productive until needed, ensuring stability in budgeted interest income.

REDUCING INTEREST RATE RISK

Liquid investments are highly sensitive to market fluctuations. Locking in rates with appropriate tools and time horizons provides more predictable and guaranteed returns.

PERFORMANCE IMPACT FOR THE CITY OF COALINGA

	WITHOUT OIP	WITH OIP	IMPROVEMENT
PROJECTED YEAR 1 INTEREST REVENUE	$159,000	$1,332,000	$1,173,000
PROJECTED YEAR 2 INTEREST REVENUE	$46,000	$1,264,000	$1,218,000

**Based on original projections, subject to change based on current interest rates and are not a guarantee of future returns.*

OPTIMIZED Investment Partners

GOALS FOR THE CITY OF COALINGA

- APPROVAL OF CONTRACT
- OIP TO PERFORM AN IN-DEPTH REVIEW AND MODERNIZATION OF THE CITY'S INVESTMENT POLICY
- DEVELOP COMPREHENSIVE CASH FLOW MODEL
- EVALUATE THE CITY'S EXISTING CUSTODY ACCOUNT TO ENSURE COMPETITIVE PRICING AND BEST-IN-CLASS SERVICES

THE OIP PROCESS

Step 1

OIP assists City staff with confirming or establishing custodial/trust and broker/dealer accounts.

Step 2

Create strategic investment plan that outlines initial portfolio structure. Receive approval from the City.

Step 3

Meeting is held with OIP, broker/dealer and your team to purchase investments.

Continuous Management

OIP actively monitors all accounts and provides monthly or bi-monthly recommendations.

OPTIMIZED
Investment Partners

FAQ

HOW DOES OIP FREE UP CITY STAFF'S TIME?

OIP produces monthly or quarterly reports, staff reports, and investment policies and revisions, and relieves City staff of the burden of staying informed in the government investment landscape.

HOW DOES OIP KEEP THE CITY'S MONEY SAFE?

OIP utilizes high quality investments, optimized laddering, and checks and balances.

WHAT IS CASH FLOW MODELING AND CASH MANAGEMENT?

OIP analyzes historical data, budgets, and current data to strategize, minimizing idle cash.

HOW IS OIP DIFFERENT FROM OTHER INVESTMENT ADVISORS?

OIP delivers individualized, first-class, service standards, and a customized approach which is backed by extensive government expertise.

OPTIMIZED
Investment Partners

THANK YOU!

Important Disclosures

Investment Advisory Status

Optimized Investment Partners, LLC ("OIP") is a registered investment advisor with the U.S. Securities and Exchange Commission (SEC). The views expressed herein reflect OIP's opinions as of the date of this presentation and are subject to change without notice. This material does not constitute an offer to buy or sell any securities.

Projections and Forward-Looking Statements

Any references to financial outcomes, interest rates, or market conditions are for illustrative purposes only and should not be interpreted as guarantees. Projections are based on current assumptions and are subject to change. Actual results may vary due to market fluctuations and other unforeseen factors.

Investment Risks

Investing involves risk, including the potential loss of principal. Past performance does not guarantee future results. Economic conditions, market volatility, and changes in investment strategy may significantly impact performance. Fixed income investments carry risks including interest rate, credit, and market risk—particularly in environments with rising interest rates.

Performance Reporting

Performance figures are presented gross of advisory fees and include reinvested dividends. Advisory fees, if applied, will reduce overall performance. Benchmark and index performance shown does not reflect transaction costs, custodial fees, or advisory fees.

Legal and Advisory Disclaimer

This presentation is for informational purposes only and should not be considered specific investment, legal, or tax advice. Opinions expressed are based on current market conditions and may change at any time. Information may become outdated or superseded without notice.

AGREEMENT FOR PROFESSIONAL SERVICES
TO PERFORM INVESTMENT ADVISORY SERVICES

This AGREEMENT is entered into this ___ day of July, 2025, by and between the City of Coalinga, a municipal corporation ("CITY") and OPTIMIZED INVESTMENT PARTNERS, LLC. ("Optimized" OR "ADVISER").

RECITALS

A. The City desires for Investment Adviser to provide non-discretionary Investment Advisory services related to the City's investment portfolio for investment of surplus funds to achieve preservation of capital and maintain appropriate levels of liquidity at market yields.

B. The City does not have the personnel able and/or available to perform the services required under this agreement and therefore, the City desires to contract for advisory services to accomplish this work.

C. The Adviser warrants to the City that it has the licenses, qualifications, and experience to perform the services under this Agreement.

D. The City desires to contract with the Adviser to perform the services as described in Attachment A "The Proposal."

NOW, THEREFORE, based on the foregoing recitals, the City and the Adviser agree as follows:

1. CONSIDERATION AND COMPENSATION

A. As partial consideration, ADVISER agrees to perform the work listed in the SCOPE OF SERVICES, attached as Attachment A "The Proposal."

B. As additional consideration, ADVISER and CITY agree to abide by the terms and conditions contained in this Agreement.

C. As additional consideration, CITY agrees to pay ADVISER for ADVISER's services, based on "Compensation" as reflected in Attachment A "The Proposal," unless otherwise specified by written amendment to this Agreement. City Manager is authorized to allow an additional amount not to exceed twenty percent (20%) of the total estimated amount under this Agreement.

D. No additional compensation shall be paid for any other expenses incurred, unless first approved by the Finance Director or his/her designee.

E. ADVISER shall submit monthly invoices to CITY. CITY shall pay ADVISER all uncontested amounts set forth in ADVISER's invoice within 30 days after it is received.

2. SCOPE OF SERVICES.

A. ADVISER will perform the services and activities set forth in the SCOPE OF SERVICE attached hereto as Attachment A "The Proposal" and incorporated herein by this reference.

B. Except as herein otherwise expressly specified to be furnished by CITY, ADVISER will, in a professional manner, furnish all of the labor, technical, administrative, professional and other personnel, all supplies and materials, equipment, printing, vehicles, transportation, office space, and facilities necessary or proper to perform and complete the work and provide the professional services required of ADVISER by this Agreement.

C. Optimized's attendance or participation at any publicly noticed meeting (in addition to the one virtual meeting included in the scope of services section), whether such participation is in person, digital, video and/or telephonic (e.g., City Council, Planning Commission, Public City Board, other), as requested by Client is in addition to stated compensation schedule (Additional Task) and will be billed at the professional services (hourly) fees as shown on Attachment A "The Proposal," Exhibit 1.

D. Optimized's services outlined and described herein are advisory services only. Any decisions or actions taken or not taken by Client and affiliates, are deemed to be based on Client's understanding and by execution of this Agreement, acknowledgement that Optimized's services are advisory only and as such, cannot be relied on as to the results, performance and conclusions of any investment or project that Client may or may not undertake as related to the services provided including any verbal or written communications by and between the Client and Optimized. Client acknowledges that Optimized's use of work product is limited to the purposes contemplated within this Agreement. Optimized makes no representation of the work product's application to, or suitability for use in, circumstances not contemplated by the scope of work under this Agreement

3. PAYMENTS. For CITY to pay ADVISER as specified by this Agreement, ADVISER must submit a monthly invoice to CITY in accordance with the schedule of compensation incorporated in Attachment A "The Proposal." For the convenience of OPTIMIZED's clients, we offer a secure ACH payment method. Bank account information provided on a separate form after contract execution. Services will be invoiced monthly at Consultant's standard billing rates, as shown on Attachment A "The Proposal," Exhibit 1. In addition to professional services (hourly) fees, invoices will include reimbursement for out-of-pocket expenses such as travel and mileage (provided that there shall be no overnight travel without the Client's prior approval and that mileage shall be reimbursed at the current IRS mileage reimbursement rate), professional printing, conference calls, and delivery charges for messenger and overnight packages at actual cost. Unless otherwise agreed to in advance, out-of-area travel, if any, requires advance funding of flights and hotel accommodations. All standard deliverables will be provided electronically. No additional out-of-pocket expenses are assumed unless specifically requested by Client. The first monthly invoice will be generated after investment recommendations have been approved by Client and funds have been invested. Fees will not be charged on assets in City checking (i.e., demand deposit) accounts. Fees are charged on the ending monthly custodial bank balance, assets invested in certificates of deposit, and pooled account assets including cash and investments, as reported by the custodial bank, broker/dealers, other banks, and pooled account administrators. Optimized will submit an invoice calculated monthly with a statement provided.

4. **TIME OF PERFORMANCE.** The services of the ADVISER are to commence upon receipt of a notice to proceed from the CITY and shall continue until all authorized work is completed to the City's reasonable satisfaction, in accordance with the schedule incorporated in Attachment A "The Proposal", unless extended in writing by the CITY.

5. **FAMILIARITY WITH WORK.** By executing this Agreement, ADVISER represents that ADVISER has (a) thoroughly investigated and considered the scope of services to be performed; (b) carefully considered how the services should be performed; and (c) understands the facilities, difficulties, and restrictions attending performance of the services under this Agreement.

6. **LIMITATION OF DAMAGES.** In the event Optimized is found liable for any violation of duty, whether in tort or in contract, damages shall be limited to the amount Optimized has received from Client.

7. **KEY PERSONNEL**. ADVISER's key person assigned to perform Investment Advisory services under this Agreement is David Bilby. ADVISER shall not assign other persons to be in charge of the work contemplated by this Agreement without the prior written authorization of the City.

8. **TERM OF AGREEMENT**. The term of this Agreement shall commence upon execution by both parties and shall expire pursuant to Attachment A "The Proposal", unless earlier termination occurs under Section 12 of this Agreement, or this Agreement is extended in writing in advance by both parties.

9. **CHANGES**. CITY may order changes in the services within the general scope of this Agreement, consisting of additions, deletions, or other revisions, and the contract sum and the contract time will be adjusted accordingly. All such changes must be authorized in writing, executed by ADVISER and CITY. The cost or credit to CITY resulting from changes in the services will be determined in accordance with written agreement between the parties.

10. **TAXPAYER IDENTIFICATION NUMBER.** ADVISER will provide CITY with a Taxpayer Identification Number.

11. **PERMITS AND LICENSES.** ADVISER will obtain and maintain during the term of this Agreement all necessary permits, licenses, and certificates that may be required in connection with the performance of services under this Agreement.

12. **TERMINATION.**

    A. Except as otherwise provided, CITY may terminate this Agreement at any time with or without cause. Notice will be in writing at least 30 days before the effective termination date.

    B. ADVISER may terminate this Agreement. Notice will be in writing at least 30 days before the effective termination date.

    C. In the event of such termination, the ADVISOR shall cease services as of the date of termination, and all finished or unfinished documents, data, drawings, maps, and other materials prepared by ADVISER shall, at City's option, become City's property, and ADVISER will receive just and equitable compensation for any work satisfactorily completed up to the effective date of notice of termination.

D. CANCELLATION PERIOD. If a copy of Optimized's ADV brochure has not been provided at least 48 hours prior to the signing of this document, the City is afforded a five-day cancellation option.

13. INDEMNIFICATION.

A. ADVISER shall indemnify, defend with counsel approved by CITY, and hold harmless CITY, its officers, officials, employees and volunteers from and against all liability, loss, damage, expense, and cost of every nature resulting from ADVISER's negligent or wrongful performance of work hereunder or its failure to comply with any of its obligations contained in this AGREEMENT, regardless of CITY'S passive negligence, but excepting such loss or damage which is caused by the sole active negligence or willful misconduct of the CITY.

B. The requirements as to the types and limits of insurance coverage to be maintained by ADVISER as required by Section 18, and any approval of said insurance by CITY, is intended to and will limit or qualify the liabilities and obligations otherwise assumed by ADVISER pursuant to this Agreement, including, without limitation, to the provisions concerning indemnification.

14. ASSIGNABILITY. This Agreement is for ADVISER's professional services. ADVISER's attempts to assign the benefits or burdens of this Agreement without City's written approval are prohibited and will be null and void.

15. INDEPENDENT CONTRACTOR. CITY and ADVISER agree that ADVISER will act as an independent contractor and will have control of all work and the manner in which is it performed. ADVISER will be free to contract for similar service to be performed for other employers while under contract with CITY. ADVISER is not an agent or employee of CITY and is not entitled to participate in any pension plan, insurance, bonus or similar benefits CITY provides for its employees. Any provision in this Agreement that may appear to give CITY the right to direct ADVISER as to the details of doing the work or to exercise a measure of control over the work means that ADVISER will follow the direction of the CITY as it relates to the end results of the work only.

16. AUDIT OF RECORDS.

A. ADVISER agrees that CITY, or designee, has the right to review, obtain, and copy all records pertaining to the performance of this Agreement. ADVISER agrees to provide CITY, or designee, with any relevant information requested and will permit CITY, or designee, access to its premises, upon reasonable notice, during normal business hours for the purpose of interviewing employees and inspecting and copying such books, records, accounts, and other material that may be relevant to a matter under investigation for the purpose of determining compliance with this Agreement. ADVISER further agrees to maintain such records for a period of three (3) years following final payment under this Agreement.

B. ADVISER will keep all books, records, accounts and documents pertaining to this Agreement separate from other activities unrelated to this Agreement.

17. CORRECTIVE MEASURES. ADVISER will promptly implement any corrective measures required by CITY regarding the requirements and obligations of this Agreement. ADVISER will be given a reasonable amount of time as determined by the City to implement said corrective measures. Failure of ADVISER to implement required corrective measures shall result in immediate termination of this Agreement.

18. INSURANCE REQUIREMENTS.

A. The ADVISER, at the ADVISER's own cost and expense, shall procure and maintain, for the duration of the contract, the following insurance policies:

1. If ADVISER has employees, Workers Compensation Insurance as required by law. The Adviser shall require all subcontractors similarly to provide such compensation insurance for their respective employees. Any notice of cancellation or non-renewal of all Workers' Compensation policies must be received by the CITY at least thirty (30) days prior to such change. The insurer shall agree to waive all rights of subrogation against the CITY, its officers, agents, employees, and volunteers for losses arising from work performed by the CONTRACTOR for City.
2. General Liability Coverage. The ADVISER shall maintain commercial general liability insurance in an amount of not less than one million dollars ($1,000,000) per occurrence for bodily injury, personal injury, and property damage. If a commercial general liability insurance form or other form with a general aggregate limit is used, either the general aggregate limit shall apply separately to the work to be performed under this Agreement or the general aggregate limit shall be at least twice the required occurrence limit.
3. Automobile Liability Coverage. The ADVISER shall maintain automobile liability insurance covering bodily injury and property damage for all activities of the ADVISER arising out of or in connection with the work to be performed under this Agreement, including coverage for owned, hired, and non-owned vehicles, in an amount of not less than one million dollars ($1,000,000) combined single limit for each occurrence.
4. Professional Liability Coverage. Professional liability insurance appropriate to the Adviser's profession. This coverage may be written on a "claims made" basis and must include coverage for contractual liability. The professional liability insurance required by this Agreement must be endorsed to be applicable to claims based upon, arising out of or related to services performed under this Agreement. The insurance must be maintained for at least 3 consecutive years following the completion of Adviser's services or the termination of this Agreement. During this additional 3-year period, Adviser shall annually and upon request of the City submit written evidence of this continuous coverage.

B. Endorsements. Each general liability, automobile liability and professional liability insurance policy shall be issued by a financially responsible insurance company or companies eligible and authorized to do business in the State of California, or which is approved in writing by City.

C. The ADVISER shall provide certificates of insurance with original endorsements to the CITY as evidence of the insurance coverage required herein. Certificates of such insurance shall be filed with the CITY on or before commencement of performance of this Agreement. Current certification of insurance shall be kept on file with the CITY at all times during the term of this Agreement.

D. Failure on the part of the ADVISER to procure or maintain required insurance shall constitute a material breach of contract under which the CITY may terminate this Agreement pursuant to Section 11 above.

19. **USE OF OTHER ADVISERS**. ADVISER must obtain CITY's prior written approval to use any Advisers while performing any portion of this Agreement. Such approval must include approval of the proposed Advisers and the terms of compensation. ADVISER must obtain CITY's prior written approval to using any Advisers (other than David Bilby or Robert Michalik) while performing any portion of this Agreement.

20. **FINAL PAYMENT ACCEPTANCE CONSTITUTES RELEASE.** The acceptance by the ADVISER of the final payment made under this Agreement shall operate as and be a release of the CITY from all claims and liabilities for compensation to the ADVISER for anything done, furnished or relating to the ADVISER'S work or services. Acceptance of payment shall be any negotiation of the CITY'S check or the failure to make a written extra compensation claim within ten (10) calendar days of the receipt of that check. However, approval or payment by the CITY shall not constitute, nor be deemed, a release of the responsibility and liability of the ADVISER, its employees, sub-Advisers and agents for the accuracy and competency of the information provided and/or work performed; nor shall such approval or payment be deemed to be an assumption of such responsibility or liability by the CITY for any defect or error in the work prepared by the Adviser, its employees, sub-Advisers and agents.

21. **NOTICES**. All communications pertaining to this Agreement to either party by the other party will be deemed made when received by such party at its respective name and mailing or email address as follows and receipt of communication is acknowledged in writing or by email:

City: City of Coalinga
155 West Durian Avenue
Coalinga, CA 93210
(559) 935-1533, ext. 143
Attention: Sean Brewer
Interim City Manager

Adviser: Optimized Investment Partners, LLC.
2212 Carol View Drive, 103
Cardiff, CA 92007
(619) 324-9531
Attention: Robert Michalik, COO

Changes may be made in the names or addresses of persons to whom notices are to be given by giving notice in the manner prescribed in this paragraph. All notices, requests, demands, and other communications which may be required under this Agreement shall be in writing and shall be deemed to have been received when transmitted; if personally delivered, if transmitted by telecopier, electronic or digital transmission method, upon transmission; if sent by next day delivery to a domestic address by a recognized overnight delivery service (e.g., Federal Express), the day after it is sent; and if sent by certified or registered mail, return receipt requested, upon receipt. In each case, notice shall be sent to the principal

place of business of the respective party. Either party may change its address by giving written notice thereof to the other in accordance with the provisions of this paragraph.

22. **INTERPRETATION.** This Agreement was drafted in and will be construed in accordance with the laws of the State of California, and exclusive venue for any action involving this agreement will be in San Diego County.

23. **ENTIRE AGREEMENT; AMENDMENTS AND WAIVERS**. This Agreement, and its Attachments, sets forth the entire understanding of the parties. There are no other understandings, terms or other agreements expressed or implied, oral or written. This Agreement contains the entire agreement between the parties relating to the transactions contemplated hereby and any and all prior discussions, negotiations, commitments and understanding, whether written or oral, related hereto are superseded hereby. No addition or modification of any term or provision of this Agreement shall be effective unless set forth in writing signed by both parties. No waiver of any of the provisions of this Agreement shall be deemed to constitute a waiver of any other provision hereof (whether or not similar), nor shall such waiver constitute a continuing waiver of such provisions unless otherwise expressly provided. Each party to this Agreement has participated in its drafting and, therefore, ambiguities in this Agreement will not be construed against any party to this Agreement.

24. **LIMIT OF SCOPE OF WORK.** All services are provided by Optimized Investment Partners, LLC. (Optimized). Optimized is registered with FINRA through IARD as a registered investment adviser. Optimized is also registered with the United States Securities and Exchange Commission (SEC). Those personnel of Optimized providing Investment Advisory services are registered as investment advisors pursuant to the requirements of the state of California. Optimized is a registered investment advisor under the rules and laws of the State of California. Optimized is not a registered broker/dealer under the Securities Exchange Act of 1934 and does not provide broker/dealer services subject to those laws and the regulations thereunder. Optimized provides investment advisor and other services only in those jurisdictions where it is legally permitted to operate.

25. **TITLE AND CAPTIONS.** Titles and captions contained in this Agreement are inserted only as a matter of convenience and for reference and in no way define, limit, extend, or describe the scope of this Agreement or the intent of any provision herein.

26. **RULES OF CONSTRUCTION**. Each Party had the opportunity to independently review this Agreement with legal counsel. Accordingly, this Agreement will be construed simply, as a whole, and in accordance with its fair meaning; it will not be interpreted strictly for or against either Party.

27. **EXPIRATION OF PROPOSAL FOR SERVICES.** If this Agreement is not fully executed by the parties within thirty (30) days from the date of this letter, this proposal shall expire.

28. **SEVERABILITY.** If any term or provision of this Agreement shall be deemed invalid or unenforceable, the remainder of this Agreement shall not be affected thereby, and each remaining term and provision of this Agreement shall be valid and in force to the fullest extent permitted by law.

29. **AUTHORITY/MODIFICATION**. The Parties represent and warrant that all necessary action has been taken by the Parties to authorize the undersigned to execute this Agreement and to engage in the actions

described herein. This Agreement may be modified by written amendment with signatures of all parties to this Agreement. City Manager, or designee, may execute any such amendment on behalf of CITY.

30. **ASSIGNMENT.** Neither this Agreement nor any of the rights or obligations hereunder may be assigned by either party without the prior written consent of the other party.

31. **SUCCESORS & ASSIGNS.** This Agreement shall be binding upon and inure to the benefit of the parties hereto and their respective successors and assigns.

32. **ACCEPTANCE OF ELECTRONIC SIGNATURES**. The Parties agree that this Contract, agreements ancillary to this Contract, and related documents to be entered into in connection with this Contract will be considered signed when the signature of a party is delivered by scanned and delivered via electronic mail. Such facsimile or electronic mail copies will be treated in all respects as having the same effect as an original signature.

33. **COUNTERPARTS.** This Agreement may be executed in one or more counterparts, each of which constitutes an original, and all of which together constitute one and the same instrument. The signature of any person on a telecopy of this Agreement, or any notice, action or consent taken pursuant to this Agreement shall have the same full force and effect as such person's original signature.

34. **FORCE MAJEURE.** Should performance of this Agreement be delayed or deemed impossible due to fire, flood, explosion, war, embargo, government action, civil or military authority, the natural elements, or other similar causes beyond the Parties' control, then the Agreement will immediately terminate without obligation of either party.

35. **TIME IS OF ESSENCE**. Time is of the essence to comply with dates and schedules to be provided.

36. **FURTHER ACTIONS.** The parties agree to execute such additional documents and take such further actions as may be necessary to carry out the provisions and intent of this Agreement.

37. **CONFIDENTIALITY.** Each of the parties agrees not to disclose this Agreement or any information concerning this Agreement to any persons or entities, other than to their attorneys and accountants, or as otherwise may be required by law.

38. **ATTORNEY'S FEES**. The parties hereto acknowledge and agree that each will bear his or its own costs, expenses, and attorneys' fees arising out of and/or connected with the negotiation, drafting and execution of the Agreement, and all matters arising out of or connected therewith except that, in the event any action is brought by any party hereto to enforce this Agreement, the prevailing party in such action shall be entitled to reasonable attorneys' fees and costs in addition to all other relief to which that party or those parties may be entitled.

39. **STATEMENT OF EXPERIENCE**. By executing this Agreement, ADVISER represents that it has demonstrated trustworthiness and possesses the quality, fitness, and capabilities to perform the Agreement in a manner satisfactory to CITY. ADVISER represents that its financial resources, surety and insurance experience, service experience, completion ability, personnel, current workload, experience in dealing with private Advisers, and experience in dealing with public agencies all suggest that ADVISER is capable

of performing the proposed contract and has a demonstrated capability to deal fairly and effectively with and to satisfy a public City.

40. **OWNERSHIP OF DOCUMENTS**. It is understood and agreed that the City shall own all documents and other work product of the Adviser, except the Adviser's notes and workpapers, which pertain to the work performed under this Agreement. The City shall have the sole right to use such materials in its discretion and without further compensation to the Adviser, but any re-use of such documents by the City on any other project without prior written consent of the Adviser shall be at the sole risk of the City. Documents belonging to the City shall be transmitted to the City immediately and without delay upon any termination of this Agreement.

41. **DISCLAIMER.** Optimized's investment advisory services and work product, which may include but is not limited to pro forma analysis and tax projections, are projections only. Actual results may differ materially from those expressed in the analysis performed by Optimized due to the integrity of data received, market conditions, economic events and conditions, and a variety of factors that could materially affect the data and conclusions. Client's reliance on Optimized's analysis must consider the foregoing. Any material conflicts of interest have been disclosed within this Agreement.

IN WITNESS WHEREOF the parties hereto have executed this contract the day and year first hereinabove written.

CITY:

City of Coalinga
By: _____
Name: Sean Brewer
Title: Interim City Manager

Date: _____

ADVISER:

Optimized Investment Partners, LLC.

By: _____
Name: Robert Michalik
Title: COO

Date: _____

OPTIMIZED
Investment Partners

Attachment A (Proposal)

June 24, 2025

Sean Brewer

Interim City Manager

155 West Durian Avenue

Coalinga, CA 93210

Re: Proposal (Attachment A) for Investment Advisory Services to the City of Coalinga

Dear Mr. Brewer:

Optimized Investment Partners, LLC ("Optimized"), is pleased to present this proposal (**Attachment A**) to the City of Coalinga ("Client" or "City") to provide investment advisory services related to the City's surplus funds portfolio to achieve preservation of capital and maintain appropriate levels of liquidity at market yields.

Optimized Investment Partners was formed for one reason. To serve you. Our president and CEO has been working in local government investments for over 19 years. He identified a huge disparity in the investment advisory industry. The larger agencies were offered more opportunities for services than smaller ones. Smaller agencies have been virtually ignored even though it's the smaller agencies that don't have the staffing resources to manage the diverse set of responsibilities required.

I. BACKGROUND AND OBJECTIVE

OPTIMIZED will provide specified professional investment advisory services consistent with California government code section 53600 as detailed in the scope of services section below. As a fiduciary to your City, Optimized will place preservation of capital as our top priority, while ensuring appropriate levels of liquidity for day-to-day operations. We will seek to earn market yields once the first two priorities have been achieved.

II. SCOPE OF SERVICES

OPTIMIZED proposes the following scope of work to assist Client with investment advisory services. Please note that the prospective assignment that OPTIMIZED proposes to provide are advisory in nature. OPTIMIZED will be making specific investment recommendations. None of OPTIMIZED's staff will act in a capacity as an elected official, an appointed official, as staff, or serve in a "designated" position.

1. Provide investment advisory services for all surplus funds identified by Optimized and Client in compliance with Government Code Section 53600 and other applicable government codes, local municipal codes, charters, and policies
2. Build a comprehensive cash-flow model to enhance liquidity management and increase the amount of funds invested in the investment portfolio
3. Investment Policy review and consulting
4. Provide general investment education to City Staff and Officials

5. Prepare reports of monthly/quarterly transactions
6. Monitor the credit of investment securities in the portfolio for compliance with the City's Investment Policy
7. Perform interest revenue projections as needed for analysis
8. If requested, deliver one virtual public presentation to a commission, special committee, or governing body (e.g. City Council, Board of Directors) of the City
9. As requested, assist with other compliance and audit review requirements as related to OPTIMIZED services, and/or attend publicly noticed City meetings.

III. SCHEDULE AND REQUIRED DATA

Optimized is prepared to commence work upon receipt of an executed Agreement. Client will promptly provide Optimized with project data requested, including three (3) years of cash transaction detail.

Days 1-7

- Kickoff meeting to discuss and confirm schedule
- Custodial account setup
- Broker/Dealer account setup
- Pool(s) account(s) setup

Days 7-14

- Portfolio recommendations
- Trade execution with Client broker/dealer

IV. COMPENSATION/TERM

Consultant shall receive compensation, including authorized reimbursements, for Services rendered under this Agreement at the rates set forth below. ***Contract will be in force for an initial three (3) years, with the option to extend twice via one (1) year extension(s).***

Investment Advisory Annual Fee Schedule		
Contract Year	**Annual Fee**	**Basis – Assets Under Management**
Year 1 Fiscal Year Ending June 30, 2026	10 basis points	Ending Monthly Custodial Bank Balance and Collateral Accounts*
Year 2 Fiscal Year Ending June 30, 2027	10 basis points	Ending Monthly Custodial Bank Balance and Collateral Accounts*
Year 3 Fiscal Year Ending June 30, 2028	10 basis points	Ending Monthly Custodial Bank Balance and Collateral Accounts*
Year 4 Fiscal Year Ending June 30, 2029	10 basis points	Ending Monthly Custodial Bank Balance and Collateral Accounts*
Year 5 Fiscal Year Ending June 30, 2030	10 basis points	Ending Monthly Custodial Bank Balance and Collateral Accounts*

*Based on the ending monthly custodial bank balance, assets invested in certificates of deposit, and pooled account assets including cash and investments, as reported by the custodial bank, broker/dealers, other banks, and pooled account administrators. Optimized will submit an invoice calculated monthly with a statement provided (Example: $30 million ending balance would be invoiced at $30 million * 0.0010= $30,000/12 = $2,500 monthly).

To the extent alternative assignments are requested, compensation for requested Additional Tasks (defined below) will be based on hours spent at OPTIMIZED's billing rates as shown on **"Exhibit 1."**

V. NON-DISCRETIONARY

This contract does not grant discretionary power to Optimized, or its representatives, and the contract will not be assigned by Optimized without the consent of the Client. Optimized must secure client permission prior to effecting securities transactions for the Client in the client's broker-dealer account(s).

Exhibit 1

Optimized Investment Partners, LLC.

2025 City Fee Schedule

Professional Services

President & CEO	$350.00/hour
Senior Project Manager	$250.00/hour
Project Analyst / Project Research	$150.00/hour
Clerical Support	$ 75.00/hour

- **Additional Expenses**

In addition to professional services (labor fees):

1) Out-of-pocket expenditures, such as travel and mileage, professional printing, and delivery charges for messenger and overnight packages will be charged at cost.

2) If Optimized retains Third Party Vendor(s) for Client (with Client's advance approval), fees and cost will be billed to Client at 1.1X (times) fees and costs.

3) Consultant's attendance or participation at any public meeting, in addition to 1 included virtual meeting in scope of services, whether such participation is in person, digital, video and/or telephonic *(e.g., City Council, Planning Commission, Public City Board, other)* requested by Client and are beyond those specifically identified in the Scope of Work will be billed at the professional services (hourly) fees as shown on this "Exhibit 1."

- **Charges for Court/Deposition/Expert Witness-Related Appearances**

Court-related (non-preparation) activities, such as court appearances, depositions, mediation, arbitration, dispute resolution and other expert witness activities, will be charged at a court rate of 1.5 times scheduled rates, with a 4-hour minimum.

Rates shall remain in effect until December 31, 2025.

May 29th, 2025

Mai Vang
Financial Services Director
City of Coalinga
155 W Durian Avenue
Coalinga, CA 93210

Dear Ms. Vang,

Optimized Investment Partners, LLC is pleased to submit our proposal in response to the City of Coalinga's Request for Proposal for Investment Advisory Services issued on May 5, 2025.

With expertise in municipal investment management, OIP is uniquely positioned to provide prudent investment advisory services for the City's investment portfolio. We understand your objectives of safety, liquidity, and reasonable yield, and excel at maximizing cash efficiency while maintaining compliance with California Government Codes and the City's Investment Policy.

From our perspective, the City of Coalinga has three potential avenues: firstly, attempting to manage investments internally, a route that may be limited by the absence of specialized expertise and dedicated resources; secondly, engaging a traditional advisor firm, which may provide generic solutions that fall short of effectively addressing the distinct complexities of managing public funds; or thirdly, opting for an ***innovative industry disruptor*** like Optimized Investment Partners, that brings fresh perspectives and tailored strategies to meet the City's distinctive investment needs.

Thank you for considering our proposal. Optimized Investment Partners looks forward to the opportunity to work with you and contribute to the success of the City of Coalinga.

Sincerely,

Robert Michalik
Chief Operations Officer
Optimized Investment Partners, LLC
rmichalik@optimizedip.com
(619) 324-9531
www.optimizedip.com

Response to The City of Coalinga's RFP for Investment Advisory Services

OPTIMIZED Investment Partners

Submitted by Optimized Investment Partners, LLC
COO & Registered Investment Advisor: Robert Michalik | Email: rmichalik@optimizedip.com
Phone (619) 324-9531 | Address: 2212 Carol View Dr. #103 Cardiff, CA 92007 | www.optimizedip.com

TABLE OF CONTENTS

COVER PAGE 2
TABLE OF CONTENTS 3
EXECUTIVE SUMMARY 4
FIRM QUALIFICATIONS AND PERSONNEL 4
INVESTMENT PHILOSOPHY AND STRATEGY 8
PRICING STRUCTURE 14
CLIENT REFERENCES 17
SAMPLE REPORTS 20
FORM ADV AND FINANCIALS 21
ATTACHMENT A: RESUME FOR DAVID BILBY 22
ATTACHMENT B: RESUME FOR ROBERT MICHALIK 24
ATTACHMENT C: SAMPLE PORTFOLIO REPORT 26
ATTACHMENT D: FORMS ADV 48

EXECUTIVE SUMMARY

Describe your firm's capabilities and interest in serving the City.

Optimized Investment Partners (OIP) specializes exclusively in investment advisory services for California municipalities. Founded by a former municipal Finance Director with 20+ years of experience, we understand governmental operations from the inside.

KEY CAPABILITIES AND BENEFITS

✓ **SPECIALIZED EXPERTISE:** OIP was founded by a former municipal Finance Director/Treasurer with over 20 years of municipal finance experience. We bring unique understanding of governmental operations and cash flows that conventional investment firms lack.

✓ **PROVEN RESULTS:** We serve 20 California municipalities with $460 million in assets under management, consistently activating 30-50% in idle funds to increase revenue without compromising safety.

✓ **FINANCIAL IMPACT:** Our analysis of the City of Coalinga's portfolio indicates potential for substantial interest income improvement while protecting against projected interest rate declines.

✓ **RISK PROTECTION:** OIP provides a comprehensive solution that protects against market volatility while optimizing investment income—creating budgetary certainty in an uncertain economic environment.

Our founder's 20+ years of municipal finance experience spans across multiple aspects of municipal finance and government operations. This gives us unparalleled insight into governmental operations. Unlike conventional advisors whose expertise lies primarily in investment products, we intimately understand municipal budgeting cycles, operational constraints, and cash flow patterns because we've been in your position.

OIP represents the exciting future of municipal investment management. We are a rapidly expanding firm founded in 2022 that has quickly established itself as a transformative force in the industry. In just 3 years, we've grown to manage $460 million in assets across 20 California municipalities, with accelerating growth each quarter. We combine the agility and innovative spirit of a forward-thinking company with deep municipal expertise that conventional investment firms with outdated strategies simply cannot match.

Three factors demonstrate our commitment to municipal clients:

- Rapid expansion to $460 million in assets under management since 2022
- Perfect client retention rate, with no client departures since founding
- Flexible 30-day termination clause that demonstrates our confidence

By partnering with OIP during our dynamic growth phase, the City of Coalinga gains both the personalized attention of a specialized firm and the momentum of a rising industry leader that's redefining municipal investment management.

We are confident that the City of Coalinga will benefit from our specialized municipal expertise and proven track record in activating idle funds. Our innovative cash flow modeling and active cash management approaches will transform your investment portfolio, generating meaningful new revenue without compromising safety or liquidity. As prudent fiduciaries of the City's funds, we will take pride in our responsibility and are deeply committed to supporting the City of Coalinga's mission of providing services to your community. The City’s success is our success, and we look forward to serving as trusted partners in your financial future.

FIRM QUALIFICATIONS AND PERSONNEL

Detail experience with municipal clients, bios of key staff, and organizational structure.

EXPERIENCE WITH MUNICIPAL CLIENTS. OIP was established to revolutionize municipal investment portfolio management through innovative cash flow modeling and customized laddering strategies. Our founder, David Bilby, developed this approach during his tenure as Finance Director/Treasurer for the City of Chula Vista, where he transformed a $400 million portfolio by implementing sophisticated cash flow modeling and active cash management, innovative methods that activated over $100 million in previously idle funds, dramatically increasing the City's investment revenue.

When traditional investment advisors showed resistance to adopting these proven techniques, David recognized a critical opportunity to transform the municipal investment landscape. Driven by the knowledge that his methods could generate millions in additional revenue for public agencies across California, he left government service in 2021 to establish Optimized Investment Partners. OIP was founded with a clear purpose: to bring this innovative, revenue-generating approach to municipalities that were underserved by conventional investment advisors stuck in outdated practices.

Today, we proudly serve 20 California municipalities, with combined assets of $460 million. From small special districts with $2 million in assets to cities managing over $70 million, each client benefits from our intimate understanding of governmental operations and cash flows—an understanding that only comes from having walked in your shoes.

What sets OIP apart from other advisory firms is our intimate understanding of governmental operations and cash flows, resulting in additional investment revenue while reducing overall portfolio risk. Unlike conventional advisors who often wait for clients to dictate available funds, we proactively analyze cash flows to identify untapped investment potential.

By choosing OIP, you are not just selecting an advisor; you are partnering with a team that intimately understands the unique challenges and opportunities of municipal finance and is personally committed to your community's financial success.

KEY STAFF

DAVID BILBY, FOUNDER, PRESIDENT, AND CHIEF EXECUTIVE OFFICER. David brings over 20 years of municipal finance experience, including direct management of municipal investment portfolios ranging from $50 million to $400 million. As former Finance Director/Treasurer for the City of Chula Vista, he managed a portfolio of $400 million and has overseen numerous public financings totaling over $1 billion. His expertise spans investments, budgeting, municipal debt management, accounting, asset management, and public/private partnerships.

David is an SEC-registered investment advisor (Series 65). He is authorized to provide investment advisory services in California. *See Attachment A for David's resume.*

ROBERT MICHALIK, EXECUTIVE VICE PRESIDENT, AND CHIEF OPERATIONS OFFICER. Robert is a seasoned executive leader with over 25 years of experience optimizing business operations for large organizations including J.P. Morgan Chase, Caliber Home Loans, and First American. He has managed teams of up to 300 employees worldwide and effectively overseen operating budgets exceeding $14 million. Robert has a proven history of success in both internal and external audits.

Robert is an SEC-registered investment advisor (Series 65). He is authorized to provide investment advisory services in California. *See Attachment B for Robert's resume.*

ORGANIZATIONAL STRUCTURE. OIP operates with a team of 5 members located throughout California, providing personalized service to each client. Our organizational structure includes:

- CEO (David Bilby) – Leading investment strategy and client relationships
- COO (Robert Michalik) – Managing operations and compliance
- Marketing Director – Overseeing brand strategy and client communications
- Senior Investment Analyst – Prepares investment performance reports for internal and client use
- Client Service Associate – Processes administrative tasks, client onboarding, document management

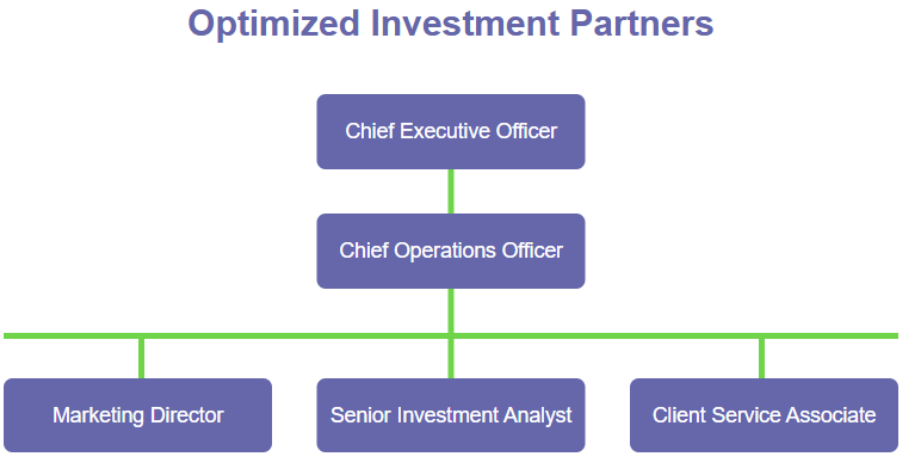

To enhance our service delivery, we maintain strategic relationships with:

- A network of trusted broker/dealers who provide competitive pricing and access to a wide range of investment opportunities
- A premier custodial bank that offers secure safekeeping of assets and efficient transaction processing

This extended structure ensures we can provide comprehensive investment services while maintaining the highest standards of security and compliance for our municipal clients.

INVESTMENT PHILOSOPHY AND STRATEGY

Explain your approach to managing public funds.

OIP's investment philosophy and approach to managing public funds are centered on three core strategies:

✓ **CASH FLOW MODELING:** We utilize historical data and projected capital projects and expenses to forecast cash flow to optimize investment portfolios. Our approach minimizes idle cash and maintains optimal cash investment while ensuring liquidity for daily operations. Our detailed cash flow models maximize earnings without compromising the availability of funds when needed.

VALUE TO THE CITY: Cash Flow Modeling typically activates 30-50% more investable funds than conventional, standardized methods. For example, our analysis for the City of Lemoore identified $54 million in checking accounts that could be strategically invested, increasing annual earnings from $774,000 to $3,500,000.

Without a cash flow model, finance teams often rely on spreadsheets, guesswork, or back-of-the-envelope tracking to plan investments. Our dynamic cash flow modeling services frees staff to focus on other priority tasks while delivering superior investment outcomes. This approach saves valuable internal labor hours, significantly improves decision quality, and optimizes return on investment—all without requiring additional City resources or personnel.

✓ **STRATEGIC LADDERING:** OIP takes a disciplined approach with optimized laddering strategies that balance risk and return, enhance liquidity, and maximize long-term performance. We spread maturities over a five-year period, aligning investment maturities with the City's cash flow needs. This strategy provides critical cash infusions when operations require more liquidity while keeping the maximum amount actively invested.

VALUE TO THE CITY: Our strategic laddering methodology provides dual benefits in any interest rate environment. During falling rate periods, longer-maturity positions in the ladder shield the portfolio from immediate yield declines. Conversely, during rising rates, regularly maturing positions can be reinvested at progressively higher yields. This balanced approach delivers stable, predictable cash flows that significantly enhance budgetary planning and provides resilience against market volatility, allowing the City to maintain reliable investment income regardless of economic conditions.

✓ **ACTIVE CASH MANAGEMENT:** We believe that how much you keep invested is more important than what you invest in. Unlike common industry practices, OIP incorporates a comprehensive monthly or twice monthly portfolio review to ensure alignment with your objectives, adjusting liquid investments based on cash flow needs, which puts the maximum amount of funds to work. This proactive approach to cash management often reveals substantial amounts of underutilized funds that traditional advisors miss, creating significant additional revenue without increasing risk.

VALUE TO THE CITY: Our active management delivers measurable results—for the City of Cotati, we increased annual earnings from $297,000 to $491,000 despite ongoing capital expenditures. By activating previously idle funds, we generate substantial new revenue from assets the City already owns, delivering exceptional ROI on your advisory fee. This approach maximizes existing resources rather than requiring new funding sources.

CITY OF COALINGA'S INVESTMENT STRATEGY ANALYSIS

OIP completed a thorough review of the City of Coalinga's cash balances from February 2025 bank statements. At that time, the investment portfolio had approximately $5.2 million invested with maturity dates within the year, approximately $1.4 million in LAIF, and approximately $2,600 in a money market account. The City had the remaining $26.3 million in a checking account. OIP recommends a more diversified laddering strategy to significantly reduce interest rate risk and create additional budgetary resiliency.

COALINGA'S INVESTMENT REVENUE OPPORTUNITY Based upon the City of Coalinga's estimated cash balance of $30 million and OIP's estimated checking account balance of $2 million, our investment strategies are projected to generate $1,092,000 in interest income over the next 12 months. We recommend allocating approximately 70% to long-term investments and 30% to shorter-term investments, to be confirmed through OIP's detailed cash flow analysis. Given current interest rates as of May 27, 2025, and anticipated interest rate fluctuations, we conservatively estimate, we conservatively estimate the City can safely budget for $982,800 of the projected interest income of $1,092,000. This represents a **$905,209 annual budgetary improvement** from the City's Adopted Fiscal Year 2024-2025 Budget of $77,591 in Interest Earned, achieved through better utilization of existing assets.

MAXIMIZING YOUR INVESTMENT REVENUE: A CLEAR COMPARISON FOR A CITY WITH $30 MILLION TOTAL CASH

APPROACH	CONVENTIONAL ADVISOR	THE OIP ADVANTAGE
FUNDS INVESTED	$15M (50%)	$28M (93%)
SHORT-TERM/ACTIVE CASH MANAGEMENT	NO	YES
ESTIMATED ANNUAL INTEREST EARNINGS	**$585,000**	**$1,092,000**

This comparison chart demonstrates the dramatic difference our approach can deliver for a City with approximately $30 million in total cash. Through our specialized cash flow modeling expertise, we can safely activate 93% of available funds compared to conventional advisors who typically ignore 30-50% of the cash balance due to outdated practices. Our comprehensive analysis identifies these untapped resources and puts them to work generating revenue without compromising safety or liquidity.

This isn't just an incremental improvement; it's a transformative approach that creates substantial new revenue streams without requiring tax increases, service cuts, or additional resources. By understanding the unique rhythms of municipal cash flows in ways conventional firms cannot, we unlock financial potential others consistently miss, delivering results that meaningfully impact your community's financial health for years to come.

STRATEGIC BENEFITS: The City of Coalinga currently holds $26.3 million in checking accounts earning minimal interest. The City's substantial liquid position provides flexibility to implement an optimized investment strategy immediately. With the Federal Reserve signaling potential rate cuts ahead, current conditions present an opportune time to establish longer-term positions that can capture today's yields while providing protection against future rate declines. Without seizing this opportunity, the City is exposed to a high degree of interest rate risk.

OIP's laddering approach transforms idle cash into structured investments that provide predictable income streams while maintaining necessary liquidity for operations. This strategy creates portfolio stability that supports reliable budget planning regardless of changing market conditions.

SCOPE OF SERVICES REQUIREMENTS

1. **Develop and implement sound investment strategies within state law and the City's Investment Policy.**

   At OIP, we develop customized sound investment strategies that maximize returns while adhering to all regulatory and compliance requirements. OIP has conducted a thorough analysis of the City's Investment Policy and relevant regulations and will ensure full compliance while optimizing performance through our innovative cash flow modeling, strategic laddering approaches, and cash management strategies.

2. **Manage the City's portfolio with discretionary authority.**

   OIP offers complete portfolio management with discretionary authority, making timely investment decisions on your behalf while maintaining transparency and regular communication.

3. **Provide monthly/quarterly/annual reporting of City funds.**

   We provide comprehensive performance reports monthly, quarterly, and annually, featuring detailed analyses of economic conditions, portfolio composition, sector allocation, returns, weighted average maturity, duration, and compliance status. We go beyond standard reporting by drafting your staff reports and Council memorandums, saving your team valuable time while ensuring City leadership receives the precise information needed to understand portfolio performance.

4. **Attend meetings with City staff, City Council, and other public meetings as needed.**

   OIP representatives are available to attend meetings virtually as needed to review portfolio performance, discuss strategy adjustments, and address questions from staff and Council members. We prioritize these opportunities to build trust and demonstrate accountability to elected officials and the public.

5. **Perform due diligence on broker/dealers and manage relationships with approved trading partners.**

   We conduct thorough due diligence on all broker/dealers before engagement, reviewing their financial stability, regulatory standing, transaction capabilities, and pricing competitiveness. We maintain relationships with multiple qualified broker/dealers to ensure optimal execution and competitive pricing.

6. **Annually review and recommend updates to the City's Investment Policy.**

   OIP will conduct annual reviews of your Investment Policy, identifying opportunities for improvement based on changing market conditions, regulatory updates, and evolving best practices. We provide specific recommendations for policy amendments that enhance flexibility, safety, or returns within the regulatory framework.

7. **Provide secure online account access for authorized City personnel.**

   We assist in obtaining seamless access to your investment information by coordinating with custodial banks to ensure all authorized City staff receive proper credentials and training for their online platforms.

8. **Assist with audit-related questions and documentation as required.**

   OIP provides comprehensive support during the annual audit process, preparing investment-related documentation, responding to auditor inquiries, and ensuring all portfolio information is accurately represented. Our detailed record-keeping streamlines the audit process, reducing staff burden.

9. **Answer questions from staff and provide general guidance in related areas.**

   Our team is readily available to answer staff questions and provide guidance on investment-related matters, serving as an extension of your financial team. We offer educational resources, personalized explanations, and timely responses to ensure City staff feel supported and informed in their financial decisions. Our CEO enjoys discussing non-investment related municipal finance topics with our clients at no additional cost.

10. **Coordinate with the City's third-party brokers for safekeeping of securities.**

    OIP coordinates seamlessly with your third-party brokers and custodians for security safekeeping, ensuring proper settlement of trades, accurate accounting, and efficient reconciliation. We verify that all securities are properly held in the City's name and that custodial arrangements comply with best practices for security and control.

11. **Assist the City with cash flow/maturity analysis.**

    Cash flow modeling is a key component of OIP's strategy. We create detailed cash flow models using historical data, upcoming budgets and capital improvement projects, and utilize our experience with municipal finance to develop effective investment strategies. Our approach includes a precise maturity analysis that strategically ladders investments over five years, providing cash infusions exactly when the City needs it. OIP’s carefully calibrated maturity structure balances liquidity

requirements with risk management, ensuring your funds remain actively working for you for the maximum possible duration—transforming idle cash into productive assets that generate substantial returns without compromising operational needs.

12. Provide credit analysis of investment instruments in portfolio and the creditworthiness of financial institutions.

We focus on high-credit-quality investments to protect government funds. Our team conducts ongoing creditworthiness assessments of all financial institutions and securities in your portfolio, promptly identifying potential concerns before they impact portfolio safety.

13. Evaluate market risk and develop strategies that minimize the impact on the portfolio and maximize the portfolio's performance.

We assess market risks by calculating the probability of investment success and use a laddering strategy to manage interest rate fluctuations. We do not heavily rely upon interest-rate forecasting in our portfolio management strategy. Our laddering strategy aims to shield our clients from substantial declines in interest rates while enabling reinvestment in higher yields as rates increase.

14. Establish an appropriate performance benchmark.

OIP revolutionizes performance benchmarking by focusing on what truly matters: total investment revenue generation rather than relative index comparisons. While traditional advisors obsess over marginally outperforming the BofA Merrill Lynch 1-3 Year US Treasury Index, our approach recognizes that unlocking idle cash delivers far greater financial impact than small yield differentials. Performance benchmarks are less relevant than how much money is kept in the active portfolio. OIP advocates for a more client-specific benchmark aligned with the City's investment policy, combining traditional benchmarking with a measurement of portfolio utilization, revealing opportunities that conventional advisors miss. The City's investment policy will ultimately drive the risk tolerance and therefore a more meaningful and accurate assessment of the projected performance of the portfolio.

15. Provide advice and recommendations to buy and sell appropriate investment securities on non-discretionary basis.

OIP is available to provide non-discretionary investment advice, offering recommendations on security selection and timing while leaving final decisions in your hands. OIP will also provide investment advisory services on a discretionary basis.

16. Provide City with various other investment advisory services and education workshops as needed.

We are committed to providing ongoing education as part of our service package. OIP includes educational presentations to City staff, Council members, and committees to ensure everyone understands market conditions, investment strategies, and portfolio performance.

PRICING STRUCTURE

Provide a complete fee schedule, including flat fees, asset-based fees, hourly rates, and any reimbursable costs.

For the City of Coalinga, our fee is 0.10% (10 basis points) of assets under management (AUM), billed monthly. AUM encompasses all investments in custodial accounts, pooled accounts, and other investment-related accounts, excluding the City's checking account balances. Our fee covers all advice related to investment portfolio management, investment reporting, compliance, investment policy updates, and virtual training/meetings, ensuring comprehensive guidance at no additional costs beyond the stated fee. There are no additional expenses or reimbursements except for travel costs if in-person meetings are requested.

Hourly rates do not apply to any of the work that our company performs within the scope of normal business. There are no additional expenses or reimbursements except for travel costs if in-person meetings are requested.

Our fee schedule below identifies the fee rate based upon the City's anticipated portfolio size of $30 million.

Assets Under Management (AUM)	Fee Rate
$20 Million to $34.9 Million	0.10% (10 bps)
Total Estimated Annual Fee	$28,000

OIP will submit an invoice calculated monthly with a statement provided (Example: $30 million ending balance would be invoiced at $28 million (excluding approximately $2 million from the City's checking account) * 0.0010= $28,000/12 = $2,333 monthly). Fees are billed monthly based on the actual end-of-month AUM and will fluctuate accordingly to reflect the City's real-time portfolio size.

Our AUM-based fee structure directly aligns our interests with the City's financial success. This model incentivizes OIP to actively manage your portfolio, minimize idle cash, and continuously optimize investment results. Unlike competitors who may utilize flat fees that can lead to outdated "set it and forget it" management styles, our compensation grows only when we successfully increase your actively invested funds and returns. This creates a true partnership where both the City and OIP benefit from diligent portfolio management and superior performance.

BEYOND INVESTMENT ADVISING

OIP delivers exceptional value through innovative, hands-on support that extends far beyond traditional investment advisory services. Our comprehensive approach includes administrative support, direct coordination with financial institutions, and consistent communication of financial strategies—all while ensuring interest-optimizing delivery of services. This integrated approach saves City staff significant time, allowing them to focus on core operations.

Our comprehensive services include:

- Annual Investment Policy Review and Updates
- Maintenance of Regulatory Compliance with All Applicable Government Codes and Standards
- Comprehensive Cash Flow Model Analysis (Including Budgets, CIP Projects, and Historical Cash Data)
- Active Cash Management
- Educational Presentations to City Staff, City Council, and/or Committees
- Transparent Investment Reports
- Staff Reports and Council Memorandums

SERVICE TIMELINE

Phase 1: Initial Assessment and Cash Flow Analysis (Week 1)

- Comprehensive review of current investment portfolio, cash positions, and historical cash flow patterns
- Analysis of Investment Policy and identification of optimization opportunities
- Development of preliminary cash flow model based on historical data, budget, and CIP program
- Initial meeting with City staff to understand specific goals and constraints
- Educational Presentations to City Staff, City Council, and/or Committees as needed

Phase 2: Strategy Development and Approval (Week 2)

- Finalization of detailed cash flow model incorporating City input
- Creation of customized investment strategy based on cash flow analysis
- Development of portfolio laddering structure aligned with projected cash needs
- Presentation of comprehensive strategy to City leadership for approval

Phase 3: Implementation (Week 2-3)

- Restructuring of portfolio according to approved strategy
- Establishment of reporting systems and schedules
- Set up broker/dealer relationships if needed
- Training session with City staff on new procedures and reporting

Phase 4: Ongoing Management (Monthly or Twice a Month)

- Monthly or twice a month review of portfolio performance and cash positions
- Adjustments to strategy based on updated cash flow projections
- Investment of maturing securities and new funds according to strategy
- Regular communication with City staff on portfolio status

Phase 5: Quarterly Reporting and Assessment

- Comprehensive monthly or quarterly portfolio analysis and performance reporting
- Presentation to City leadership and/or Council as requested
- Evaluation of strategy effectiveness and recommendations for adjustments
- Update of cash flow models based on actual results and new projections

This innovative service model is fully included in our advisory engagement at no additional cost, providing maximum value while removing administrative burdens.

Furthermore, while other advisors may offer differing service levels to clients of various sizes based upon assets under management, OIP believes in delivering the same world-class service to each of its clients regardless of portfolio size. We don't provide premium service only to our largest clients – every municipality deserves the full benefit of our expertise and attention.

We offer a 30-day out clause that puts control in the City's hands. This flexibility ensures we consistently deliver value and earn your trust monthly. Despite this option, we've maintained a 100% client retention rate—proof of our commitment to excellence.

CLIENT REFERENCES

At least three municipal or public agency clients with contact information.

Reference #1

Organization Name	City of Lemoore
Contact	Josalynn Valdez
Contact Title	Finance Director
Contact Phone	(559) 924-6744 ext. 712
Contact Email	jvaldez@lemoore.com

SCOPE OF SERVICES: OIP partnered with the City of Lemoore to optimize their investment strategy with investment advisory services. Initially, the City held $72 million in total cash, with only $18 million invested in LAIF, leaving $54 million in checking accounts. After our intervention, annual earnings increased from $774,000 to $3,500,000, achieving a yield to maturity of 4.86%.

RELEVANCE: This experience highlights our ability to significantly enhance investment returns for municipalities by utilizing uninvested cash, demonstrating our expertise in understanding the cash flow of public funds effectively.

IMPACT: By activating $54 million of idle funds, OIP transformed the City of Lemoore's investment performance, delivering a staggering 352% increase in annual earnings. While the previous approach captured just 1.075% yield-to-maturity, our comprehensive portfolio management strategy achieved 4.86%, creating over $2.7 million in additional annual revenue while improving safety. This dramatic improvement directly strengthens the City's financial position, providing substantial new funding for essential services and infrastructure that benefits residents throughout the community.

Reference #2

Organization Name	City of Suisun City
Contact	Bret Prebula
Contact Title	City Manager
Contact Phone	(707) 421-7300
Contact Email	bprebula@suisun.com

SCOPE OF SERVICES: OIP partners with the City of Suisun City to deliver comprehensive investment advisory services tailored to their specific needs. When we first approached the City, they were contracted with a major competitor who had left $14 million in funds underutilized, costing the City over $700,000 in potential investment revenue. Our intervention began with a thorough comprehensive cash flow model analysis incorporating budgets, CIP projects, and historical cash data, which now enables the City to secure reliable investment income for years to come. We conduct annual investment policy reviews and updates to ensure optimal portfolio performance while maintaining strict regulatory compliance with all applicable government codes and standards. Through active cash management strategies, we maximize returns while preserving necessary liquidity. We provide educational presentations to keep stakeholders informed about market conditions and investment strategies. Throughout our partnership, we deliver transparent investment reports with accompanying staff reports and Board memorandums, ensuring complete visibility into the City's portfolio performance and management decisions.

RELEVANCE: Using our innovative cash flow modeling and deep municipal finance expertise, OIP nearly doubled Suisun City's active investment portfolio while maintaining necessary liquidity. Our approach optimizes public agency portfolios through strategic laddering that both generate higher returns and reduces interest rate risk. Unlike liquid pools, our strategy provides guaranteed revenue and budgetary certainty. The City Manager publicly described OIP as an industry disruptor at the City Council meeting approving our contract.

IMPACT: In March 2024, the City had approximately $50 million in total cash, with approximately $21 million actively invested and $18 million held in LAIF. Previously, the total portfolio was earning a yield to maturity of 3.36%. After OIP optimized the portfolio, the yield to maturity rose to 4.32% for the long-term portfolio and 5.37% on the short-term portfolio.

Reference #3

Organization Name	City of Cotati
Contact	Damien O'Bid
Contact Title	City Manager
Contact Phone	(707) 665-3622
Contact Email	dobid@cotaticity.org

SCOPE OF SERVICES: OIP partners with the City of Cotati to deliver comprehensive investment advisory services tailored to their specific needs. The City has developed a robust capital improvement plan that involves spending down $12 million of their capital reserves. Our team completed a comprehensive cash flow model for each CIP project, enabling the City to optimize earnings while the capital reserves were being spent down, ensuring liquidity was available precisely when needed for progress payments. This strategic approach begins with thorough annual investment policy reviews and updates to ensure optimal portfolio performance while maintaining strict regulatory compliance with all applicable government codes and standards. Through active cash management strategies, we maximize returns without compromising the City's access to funds for planned expenditures. We provide regular educational presentations to keep City stakeholders informed about market conditions and investment strategies. Throughout our partnership, we deliver transparent investment reports with accompanying staff reports and Board memorandums, ensuring complete visibility into the City's portfolio performance and management decisions as they navigate their capital projects.

RELEVANCE: This example demonstrates our ability to maximize returns for capital project reserves by using our innovative cash flow modeling expertise and deep understanding of the inner workings of municipal finance operations.

IMPACT: In May 2023, the City had a total cash amount of $22 million, with only $255,000 actively invested and $15 million in LAIF. Before engaging with OIP, the City's total portfolio earned $297,000 annually. After partnering with OIP, the City's earnings surged to $491,000 annualized.

SAMPLE REPORTS

Provide one or more sample monthly/quarterly reports.

Please see Attachment C for sample quarterly investment report produced and delivered by Optimized Investment Partners, LLC for the City of Suisun City for the Quarter Ended March 31, 2025.

FORM ADV AND FINANCIALS

Include your most recent Form ADV (Parts I & II) and current audited financial statements.

Please see Attachment D for OIP's Form ADV (Optimized Investment Partners, LLC Forms ADV: I, II, and Part 2B of Form ADV).

Optimized Investment Partners has added an additional client and increased its assets under management since the last recorded update to the Investment Advisor Registration Depository (IARD).

We acknowledge the City's request for current audited financial statements as outlined in Item 8 of the proposal requirements. As a privately held firm, we are not legally required to undergo an annual financial audit and therefore do not have audited financial statements. However, we are committed to full transparency and would be pleased to provide current financial documentation—including balance sheets, income statements, or other financial records—upon the City's request. Please let us know the specific information desired, and we will promptly furnish the relevant materials.

ATTACHMENT A: RESUME FOR DAVID BILBY

The following 1 page is the Resume for David Bilby, President and Chief Executive Officer of Optimized Investment Partners, LLC.

ATTACHMENT A

OPTIMIZED Investment Partners

DAVID BILBY

President & Chief Executive Officer

PROFILE

A seasoned expert in finance with over 20 years of experience, a track record of successfully orchestrating numerous public financings exceeding $1 billion, and a passionate and innovative leader.

CONTACT

PHONE:
(858) 335-1141

WEBSITE:
www.optimizedip.com

EMAIL:
dbilby@optimizedip.com

CREDENTIALS

M.S., Business Administration, Finance concentration, San Diego State University

B.S., Business Administration, Finance concentration, San Diego State University

Certified Public Finance Officer (CPFO), Government Finance Officers Association

Series 50 Municipal Advisor Representative, Municipal Securities Rulemaking Board (MSRB)

Series 65 Registered Investment Adviser Representative, North American Securities Administrators Association (NASAA)

SERVICE TO OIP

As the Founder and CEO of Optimized Investment Partners (OIP), David Bilby leads the strategic direction and overall operations of the firm. With his extensive experience in city finance spanning over 20 years, David plays a crucial role in shaping OIP's investment philosophy and approach. He leverages his expertise across various facets of city finance, including budgeting, debt management, accounting, and asset management, to provide innovative solutions tailored to the needs of OIP's client. David's vision for OIP aims to revolutionize the industry and provide superior investment services to clients. Additionally, he is deeply involved in client relations, ensuring that OIP delivers exceptional service and achieves optimal outcomes for its clients.

WORK EXPERIENCE

Optimized Investment Partners, LLC | President, Chief Executive Officer
April 2022 – Present
Strategic Leadership, Client Engagement, Operations Management, Investment Strategy Development, Industry Advocacy, Driving OIP's Growth, Delivering Exceptional Value to Clients

City of Chula Vista | Director of Finance
April 2015 – June 2021
Strategic Leadership, Financial Planning and Budgeting, Reporting and Compliance, Treasury Management

City of Lake Elsinore | Finance Manager
July 2014 – April 2015
Developing Financial Strategies and Plans, Overseeing Financial Operations and Transactions, Analyzing Financial Data and Providing Insights for Decision-Making

City of Temecula | Finance Manager
July 2006 – July 2014
Overseeing Procurement, General Financial Management

ATTACHMENT B: RESUME FOR ROBERT MICHALIK

The following 1 page is the Resume for Robert Michalik, Executive Vice President and Chief Operations Officer of Optimized Investment Partners, LLC.

ATTACHMENT B

OPTIMIZED Investment Partners

ROBERT MICHALIK

Chief Operations Officer and Executive Vice President

PROFILE

Savvy, results-oriented, strategic business leader, and change agent with over 25 years of experience driving & optimizing business operations.

CONTACT

PHONE:
(619) 324-9531

WEBSITE:
www.optimizedip.com

EMAIL:
rmichalik@optimizedip.com

CREDENTIALS

B.S., Business Management, University of Phoenix

Series 65 Registered Investment Adviser Representative, North American Securities Administrators Association (NASAA)

SERVICE TO OIP

Robert Michalik brings over 25 years of strategic executive leadership and operational expertise to his role as the Chief Operations Officer at Optimized Investment Partners (OIP). With a proven track record in driving and optimizing business operations for large and diverse organizations, Robert plays a pivotal role in shaping OIP's operational strategies and ensuring the seamless execution of its services. Robert also plays a pivotal role in ensuring that OIP remains at the forefront of the investment advisory industry. His strategic vision, coupled with his hands-on approach to operations management, positions OIP for sustained success and growth in the dynamic financial landscape.

WORK EXPERIENCE

Optimized Investment Partners, LLC | Chief Operations Officer & Executive Vice President
June 2022 – Present
Overseeing Day-to-Day Operations, Strategic Planning, Team Development, Process Optimization, Risk Management, Client Management, Technology Implementation

Caliber Home Loans | Vice President: Foreclosure, Bankruptcy & Default Claims
October 2014 – April 2022
Oversee Daily Operations & Strategies, Lead and Mentor Department Leaders, Ensure Regulatory Compliance, Monitor and Report on Program Performance, Drive Process Improvements

Cal-Western Reconveyance | Chief Operating Officer
August 2013 – October 2014
Oversee Daily Operations, Implement Business Strategies, Develop Operations Policies and Procedures, Lead and Mentor Department Leaders, Handle Crisis Management, Development

JPMorgan Chase | Vice President & AVP, Foreclosure
May 2007 – July 2013
Strategic Leadership, Project Management, Development

ATTACHMENT C: SAMPLE PORTFOLIO REPORT

The following 21 pages is a sample quarterly investment report produced and delivered by Optimized Investment Partners, LLC for the City of Suisun City for the Quarter Ended March 31, 2025.

ATTACHMENT C

OPTIMIZED Investment Partners

CITY OF SUISUN CITY INVESTMENT REPORT

FOR THE QUARTER ENDED MARCH 31, 2025

Robert Michalik
COO & Registered Investment Advisor
www.optimizedip.com

by Optimized Investment Partners, LLC

TABLE OF CONTENTS

COVER PAGE 1
TABLE OF CONTENTS 2
PERFORMANCE SUMMARY SNAPSHOT 3
TRANSACTIONS REPORT 6
- MATURED INVESTMENTS 6
- NEWLY PURCHASED INVESTMENTS 6
- SOLD INVESTMENTS 6
- CALLED INVESTMENTS 6

PAID DOWN INVESTMENTS 7
HOLDINGS REPORT 9
ECONOMIC SUMMARY 14
COMPLIANCE 16
DISCLOSURES 17
GLOSSARY OF TERMS 18

PERFORMANCE SUMMARY SNAPSHOT

TOTAL INTEREST EARNINGS FOR THE QUARTER: $445,824

ESTIMATED EARNINGS BY MONTH

Interest Earnings	FY 23-24	FY 24-25	Change
Jan		$ 148,752	$ 148,752
Feb		$ 140,658	$ 140,658
Mar		$ 156,414	$ 156,414
Total for Quarter	$ -	$ 445,824	$ 445,824

Note: Interest Earnings figures do not include capital gains or losses

PORTFOLIO KEY STATISTICS

Portfolio Key Statistics		
PAR Value	$	41,411,682
Book Value (COST)	$	40,359,321
Market Value	$	40,782,372
Weighted Average Maturity (in years)		**2.63**
Weighted Yield to Maturity*		**4.36%**

*Note: Cash/time deposits not included in WYTM

% OF PORTFOLIO BY INVESTMENT TYPE

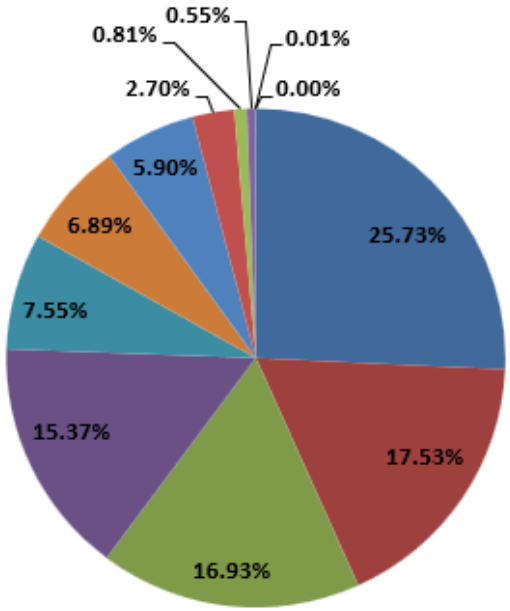

Investment Type	% Held
CORPORATE BOND/NOTES	25.73%
CAMP	17.53%
FEDERAL AGENCY BOND	16.93%
ASSET BACKED/MORTGAGE-BACKED SECURITIES	15.37%
MUNICIPAL BOND/NOTE	7.55%
U.S. TREASURY BILL/NOTE	6.89%
CASH/TIME DEPOSITS	5.90%
CERTIFICATE OF DEPOSIT	2.70%
SENIOR UNSECURED UNSUBORDINATE OBLIGATIONS (SUPRANATIONALS)	0.81%
U.S. BANK CUSTODIAL CASH ACCOUNT	0.55%
STATE OF CA LOCAL AGENCY INVESTMENT FUND	0.01%
COMMERCIAL PAPER	0.00%
ALL INVESTMENTS	**100.00%**

PORTFOLIO MATURITY DISTRIBUTION

Portfolio Maturity	PAR Maturing		% Maturing
Under 1 Year	$	5,639,256	17%
1 - 2 Years	$	5,671,749	17%
2 - 3 Years	$	5,547,012	16%
3 - 4 Years	$	9,594,852	29%
4 - 5 Years	$	7,195,000	21%
Total	$	33,647,869	100%

Pooled investments & U.S. Bank Custodial cash accounts are not included in the Portfolio Maturity Distribution table or chart.

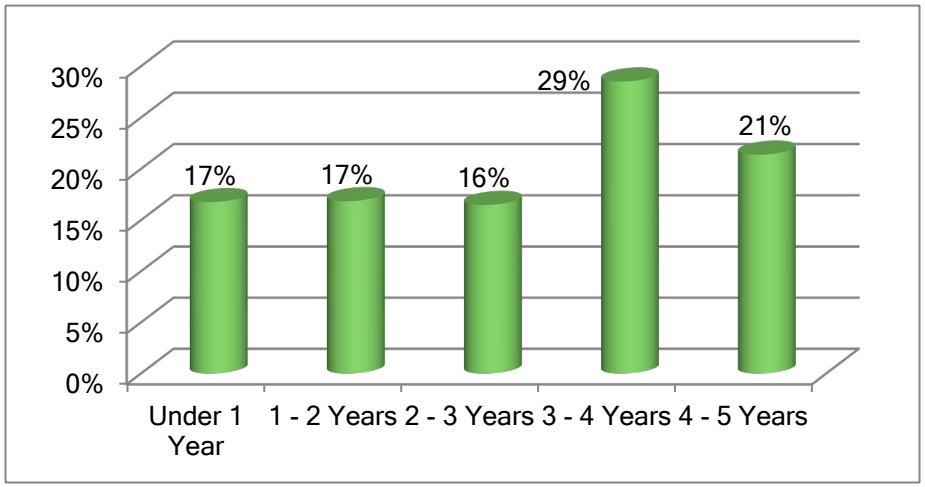

Suisun City

Summary of Cash and Investments for the Quarter Ended March 31, 2025

Portfolio Assets	Par Value (1)	Market Value (2)	Book Value (3)	% of Portfolio
Cash & Investments Held by City				
Investment Portfolio				
Managed Investments				
U.S. Bank Custodial Cash Account	$ 237,435	$ 237,435	$ 237,435	0.55%
U.S. Treasury Bill/ Note	3,030,000	2,985,901	2,956,527	6.89%
Federal Agency Bond	7,495,000	7,388,884	7,263,243	16.93%
Certificate of Deposit	1,160,000	1,169,910	1,160,000	2.70%
Commercial Paper	-	-	-	0.00%
Corporate Issues	11,540,000	11,152,819	11,035,210	25.73%
Asset Backed/Mortgage-Backed Securities	6,722,869	6,709,132	6,594,186	15.37%
Senior Unsecured Unsubordinate Obligations (Supranationals)	350,000	354,855	349,247	0.81%
Municipal Bond/Note	3,350,000	3,257,059	3,237,096	7.55%
Managed Investments Subtotal	**$ 33,885,305**	**$ 33,255,994**	**$ 32,832,944**	**76.55%**
Pooled Investments				
State of CA Local Agency Investment Fund	$ 6,054	$ 6,054	$ 6,054	0.01%
CAMP	7,520,323	7,520,323	7,520,323	17.53%
Pooled Investments Subtotal	**$ 7,526,377**	**$ 7,526,377**	**$ 7,526,377**	**17.55%**
Investment Portfolio Subtotal	**$ 41,411,682**	**$ 40,782,372**	**$ 40,359,321**	**94.10%**
Cash/Time Deposits	$ 2,530,673	$ 2,530,673	$ 2,530,673	5.90%
Funds Available for Investment	**$ 43,942,355**	**$ 43,313,045**	**$ 42,889,995**	**100.00%**
Accrued Interest	$ 202,104	$ 202,104	$ 202,104	
Total Cash & Investments Held by City	**$ 44,144,459**	**$ 43,515,149**	**$ 43,092,099**	

Notes:

1. Par value is the principal amount of the investment on maturity.
2. Market values contained herein are received from sources we believe are reliable; however, we do not guarantee their accuracy.
3. Book value is par value of the security plus or minus any premium or discount on the security.

TRANSACTIONS REPORT

MATURED INVESTMENTS								
Security Description	**CUSIP Id**	**Asset Type**	**Settlement Date**	**Maturity**	**Par Value**	**Market Value**	**Book Value**	**YTM**
F N M A	3135G0X24	FEDERAL AGENCY BOND/NOTE	01/10/20	01/07/25	$ 100,000	N/A	$ 99,681.00	1.690%
U S TREASURY NOTE	912828J27	U.S. Treasury Note/Bill	02/02/24	02/15/25	$ 335,000	N/A	$ 325,945	4.700%
U S TREASURY NOTE	91282CGU9	U.S. Treasury Note/Bill	09/14/23	03/31/25	$ 100,000	N/A	$ 98,047	5.210%
NATIONAL RURAL UTIL COOP FIN	63743HFC1	Corporate Bond/Note	04/26/22	02/07/25	$ 160,000	N/A	$ 153,728	3.360%
F H L M C MULTICLASS MTG PARTN	3137BJP64	ASSET BACKED/MORTGAGE BACKED SECURITIES	08/08/22	03/25/25	$ 217,663	N/A	$ 80,241	3.510%

NEW PURCHASES								
Security Description	**CUSIP Id**	**Asset Type**	**Settlement Date**	**Maturity**	**Par Value**	**Market Value**	**Book Value**	**YTM**
Federal Farm Credit Bks - 3133ER7L9 4.000 03/18/2030	3133ER7L9	FEDERAL AGENCY BOND/NOTE	03/20/25	03/18/30	$ 560,000	$ 559,933	$ 558,432	4.062%
California ST Taxable Various - 13063D3Q9 Purp Go 6.000 03/01/2030	13063D3Q9	MUNICIPAL BOND/NOTE	03/20/25	03/01/30	$ 940,000	$1,009,814	$ 1,011,440	4.278%

CALLED INVESTMENTS						
Security Description	**CUSIP Id**	**Transaction Description**	**Settlement Date**	**PAR Value**	**Book Value**	**Proceeds**
CITIGROUP INC	17327CAN3	FULL CALL PAR VALUE OF CITIGROUP INC 2.014% 1/25/26 /CALLS/	01/25/25	$ 85,000	$ 85,000	$ 85,000
JPMORGAN CHASE CO	46647PCV6	FULL CALL PAR VALUE OF JPMORGAN CHASE CO 2.595% 2/24/26 /CALLS/	02/24/25	$ 175,000	$ 175,000	$ 175,000
MORGAN STANLEY FR	61747YEM3	FULL CALL PAR VALUE OF MORGAN STANLEY MTN 2.630% 02/18/26 /CALLS/	02/18/25	$ 135,000	$ 135,000	$ 135,000
STATE STR CORP	857477BR3	FULL CALL PAR VALUE OF STATE STR CORP 1.746% 2/06/26 /CALLS/	02/06/25	$ 160,000	$ 152,467	$ 160,000

SOLD INVESTMENTS						
Security Description	**CUSIP Id**	**Transaction Description**	**Settlement Date**	**PAR Value**	**Book Value**	**Proceeds**
NONE						

PAID DOWN INVESTMENTS

Security Description	Settlement Date	CUSIP Id	Transaction Description	Paid Down Par Value Amount	Book Value	Proceeds
BMW VEH OWNER TR 3.210% 8/25/26	01/27/25	05602RAD3	PAID DOWN PAR VALUE OF BMW VEH OWNER TR 3.210% 8/25/26	$ 2,693	$ (2,693)	$ 2,693
BMW VEH OWNER TR 3.210% 8/25/26	02/25/25	05602RAD3	PAID DOWN PAR VALUE OF BMW VEH OWNER TR 3.210% 8/25/26	$ 2,566	$ (2,566)	$ 2,566
BMW VEH OWNER TR 3.210% 8/25/26	03/25/25	05602RAD3	PAID DOWN PAR VALUE OF BMW VEH OWNER TR 3.210% 8/25/26	$ 2,370	$ (2,370)	$ 2,370
BMW VEH OWNER TR 5.470% 2/25/28	03/25/25	05592XAD2	PAID DOWN PAR VALUE OF BMW VEH OWNER TR 5.470% 2/25/28	$ 3,364	$ (3,363)	$ 3,364
CARMAX AUTO OWNER 3.970% 4/15/27	01/15/25	14318MAD1	PAID DOWN PAR VALUE OF CARMAX AUTO OWNER 3.970% 4/15/27	$ 7,127	$ (7,127)	$ 7,127
CARMAX AUTO OWNER 3.970% 4/15/27	02/18/25	14318MAD1	PAID DOWN PAR VALUE OF CARMAX AUTO OWNER 3.970% 4/15/27	$ 7,567	$ (7,567)	$ 7,567
CARMAX AUTO OWNER 3.970% 4/15/27	03/17/25	14318MAD1	PAID DOWN PAR VALUE OF CARMAX AUTO OWNER 3.970% 4/15/27	$ 7,283	$ (7,283)	$ 7,283
DAIMLER TRUCKS 5.900% 3/15/27	02/18/25	233868AC2	PAID DOWN PAR VALUE OF DAIMLER TRUCKS 5.900% 3/15/27	$ 2,347	$ (2,347)	$ 2,347
DAIMLER TRUCKS 5.900% 3/15/27	03/17/25	233868AC2	PAID DOWN PAR VALUE OF DAIMLER TRUCKS 5.900% 3/15/27	$ 9,485	$ (9,485)	$ 9,485
F H L M C MLTCL 5.272% 8/25/28	01/27/25	3137HAMN3	PAID DOWN PAR VALUE OF F H L M C MLTCL 5.272% 8/25/28	$ 232	$ (232)	$ 232
F H L M C MLTCL 5.272% 8/25/28	02/25/25	3137HAMN3	PAID DOWN PAR VALUE OF F H L M C MLTCL 5.272% 8/25/28	$ 233	$ (233)	$ 233
F H L M C MLTCL 5.272% 8/25/28	03/25/25	3137HAMN3	PAID DOWN PAR VALUE OF F H L M C MLTCL 5.272% 8/25/28	$ 434	$ (434)	$ 434
F H L M C MLTCL MT 3.208% 2/25/26	01/27/25	3137FLN34	PAID DOWN PAR VALUE OF F H L M C MLTCL MT 3.208% 2/25/26	$ 225	$ (215)	$ 225
F H L M C MLTCL MT 3.208% 2/25/26	02/25/25	3137FLN34	PAID DOWN PAR VALUE OF F H L M C MLTCL MT 3.208% 2/25/26	$ 226	$ (216)	$ 226
F H L M C MLTCL MT 3.208% 2/25/26	03/25/25	3137FLN34	PAID DOWN PAR VALUE OF F H L M C MLTCL MT 3.208% 2/25/26	$ 279	$ (267)	$ 279
F H L M C MLTCL MT 3.750% 8/25/25	01/27/25	3137FJXQ7	PAID DOWN PAR VALUE OF F H L M C MLTCL MT 3.750% 8/25/25	$ 98	$ (95)	$ 98
F H L M C MLTCL MT 3.750% 8/25/25	02/25/25	3137FJXQ7	PAID DOWN PAR VALUE OF F H L M C MLTCL MT 3.750% 8/25/25	$ 98	$ (95)	$ 98
F H L M C MLTCL MT 3.750% 8/25/25	03/25/25	3137FJXQ7	PAID DOWN PAR VALUE OF F H L M C MLTCL MT 3.750% 8/25/25	$ 19,475	$ (18,936)	$ 19,475
F H L M C MLTCL MT 4.777% 6/25/28	01/27/25	3137HAD45	PAID DOWN PAR VALUE OF F H L M C MLTCL MT 4.777% 6/25/28	$ 123	$ (123)	$ 123
F H L M C MLTCL MT 4.777% 6/25/28	02/25/25	3137HAD45	PAID DOWN PAR VALUE OF F H L M C MLTCL MT 4.777% 6/25/28	$ 137	$ (137)	$ 137
F H L M C MLTCL MT 4.777% 6/25/28	03/25/25	3137HAD45	PAID DOWN PAR VALUE OF F H L M C MLTCL MT 4.777% 6/25/28	$ 223	$ (223)	$ 223
F H L M C MLTCL MTG 2.745% 1/25/26	01/27/25	3137BNGT5	PAID DOWN PAR VALUE OF F H L M C MLTCL MTG 2.745% 1/25/26	$ 6,041	$ (5,790)	$ 6,041
F H L M C MLTCL MTG 2.745% 1/25/26	02/25/25	3137BNGT5	PAID DOWN PAR VALUE OF F H L M C MLTCL MTG 2.745% 1/25/26	$ 353	$ (338)	$ 353
F H L M C MLTCL MTG 2.745% 1/25/26	03/25/25	3137BNGT5	PAID DOWN PAR VALUE OF F H L M C MLTCL MTG 2.745% 1/25/26	$ 425	$ (407)	$ 425
F H L M C MLTCL MTG 2.862% 5/25/26	01/27/25	3137FMU67	PAID DOWN PAR VALUE OF F H L M C MLTCL MTG 2.862% 5/25/26	$ 387	$ (365)	$ 387
F H L M C MLTCL MTG 2.862% 5/25/26	02/25/25	3137FMU67	PAID DOWN PAR VALUE OF F H L M C MLTCL MTG 2.862% 5/25/26	$ 388	$ (367)	$ 388
F H L M C MLTCL MTG 2.862% 5/25/26	03/25/25	3137FMU67	PAID DOWN PAR VALUE OF F H L M C MLTCL MTG 2.862% 5/25/26	$ 481	$ (454)	$ 481
F H L M C MLTCL MTG 3.205% 3/25/25	01/27/25	3137BJP64	PAID DOWN PAR VALUE OF F H L M C MLTCL MTG 3.205% 3/25/25	$ 20,230	$ (20,079)	$ 20,230
F H L M C MLTCL MTG 3.205% 3/25/25	02/25/25	3137BJP64	PAID DOWN PAR VALUE OF F H L M C MLTCL MTG 3.205% 3/25/25	$ 94,838	$ (94,130)	$ 94,838
F H L M C MLTCL MTG 3.347% 11/25/26	01/27/25	3137BTUM1	PAID DOWN PAR VALUE OF F H L M C MLTCL MTG 3.347% 11/25/26	$ 290	$ (281)	$ 290
F H L M C MLTCL MTG 3.347% 11/25/26	02/25/25	3137BTUM1	PAID DOWN PAR VALUE OF F H L M C MLTCL MTG 3.347% 11/25/26	$ 291	$ (282)	$ 291
F H L M C MLTCL MTG 3.347% 11/25/26	03/25/25	3137BTUM1	PAID DOWN PAR VALUE OF F H L M C MLTCL MTG 3.347% 11/25/26	$ 344	$ (333)	$ 344

Security Description	Settlement Date	CUSIP Id	Transaction Description	Paid Down Par Value Amount	Book Value	Proceeds
F N M A GTD REMIC 4.181% 7/25/28	01/27/25	3136BQDE6	PAID DOWN PAR VALUE OF F N M A GTD REMIC 4.181% 7/25/28	$ 73	$ (71)	$ 73
F N M A GTD REMIC 4.181% 7/25/28	02/25/25	3136BQDE6	PAID DOWN PAR VALUE OF F N M A GTD REMIC 4.181% 7/25/28	$ 1	$ (1)	$ 1
F N M A GTD REMIC 4.181% 7/25/28	03/25/25	3136BQDE6	PAID DOWN PAR VALUE OF F N M A GTD REMIC 4.181% 7/25/28	$ 2	$ (2)	$ 2
FORD CR AUTO OWNER 4.650% 2/15/28	01/15/25	344928AD8	PAID DOWN PAR VALUE OF FORD CR AUTO OWNER 4.650% 2/15/28	$ 2,353	$ (2,353)	$ 2,353
FORD CR AUTO OWNER 4.650% 2/15/28	02/18/25	344928AD8	PAID DOWN PAR VALUE OF FORD CR AUTO OWNER 4.650% 2/15/28	$ 4,809	$ (4,808)	$ 4,809
FORD CR AUTO OWNER 4.650% 2/15/28	03/17/25	344928AD8	PAID DOWN PAR VALUE OF FORD CR AUTO OWNER 4.650% 2/15/28	$ 4,506	$ (4,505)	$ 4,506
GM FIN CONS AUTO 1.260% 11/16/26	01/16/25	380146AC4	PAID DOWN PAR VALUE OF GM FIN CONS AUTO 1.260% 11/16/26	$ 2,128	$ (2,128)	$ 2,128
GM FIN CONS AUTO 1.260% 11/16/26	02/18/25	380146AC4	PAID DOWN PAR VALUE OF GM FIN CONS AUTO 1.260% 11/16/26	$ 2,010	$ (2,010)	$ 2,010
GM FIN CONS AUTO 1.260% 11/16/26	03/17/25	380146AC4	PAID DOWN PAR VALUE OF GM FIN CONS AUTO 1.260% 11/16/26	$ 1,975	$ (1,975)	$ 1,975
HARLEY DAVIDSON 5.050% 12/15/27	01/15/25	41285JAD0	PAID DOWN PAR VALUE OF HARLEY DAVIDSON 5.050% 12/15/27	$ 3,756	$ (3,756)	$ 3,756
HARLEY DAVIDSON 5.050% 12/15/27	02/18/25	41285JAD0	PAID DOWN PAR VALUE OF HARLEY DAVIDSON 5.050% 12/15/27	$ 4,015	$ (4,014)	$ 4,015
HARLEY DAVIDSON 5.050% 12/15/27	03/17/25	41285JAD0	PAID DOWN PAR VALUE OF HARLEY DAVIDSON 5.050% 12/15/27	$ 3,942	$ (3,942)	$ 3,942
HYUNDAI AUTO REC 2.220% 10/15/26	01/15/25	448977AD0	PAID DOWN PAR VALUE OF HYUNDAI AUTO REC 2.220% 10/15/26	$ 5,181	$ (5,181)	$ 5,181
HYUNDAI AUTO REC 2.220% 10/15/26	02/18/25	448977AD0	PAID DOWN PAR VALUE OF HYUNDAI AUTO REC 2.220% 10/15/26	$ 5,168	$ (5,168)	$ 5,168
HYUNDAI AUTO REC 2.220% 10/15/26	03/17/25	448977AD0	PAID DOWN PAR VALUE OF HYUNDAI AUTO REC 2.220% 10/15/26	$ 4,571	$ (4,571)	$ 4,571
MERCEDES BENZ AUTO 5.210% 8/16/27	01/15/25	58768PAC8	PAID DOWN PAR VALUE OF MERCEDES BENZ AUTO 5.210% 8/16/27	$ 9,929	$ (9,927)	$ 9,929
MERCEDES BENZ AUTO 5.210% 8/16/27	02/18/25	58768PAC8	PAID DOWN PAR VALUE OF MERCEDES BENZ AUTO 5.210% 8/16/27	$ 9,428	$ (9,426)	$ 9,428
MERCEDES BENZ AUTO 5.210% 8/16/27	03/17/25	58768PAC8	PAID DOWN PAR VALUE OF MERCEDES BENZ AUTO 5.210% 8/16/27	$ 8,639	$ (8,638)	$ 8,639

HOLDINGS REPORT

Security Description	CUSIP Id	Settlement Date	Maturity	Par Value	Market Value	Book Value	YTM	Moody Rating	S&P Rating
GOLDMAN SACHS BK	38150VWG0	08/06/24	08/06/25	$ 250,000	$ 250,305	$ 250,000	4.750%	N/A	N/A
BEAL BK PLANO TEX	07371BYP0	08/07/24	08/06/25	$ 250,000	$ 250,305	$ 250,000	4.750%	N/A	N/A
TORONTO DOMINION	89115B6K1	10/31/22	10/27/25	$ 250,000	$ 251,915	$ 250,000	5.580%	N/A	N/A
COOPERATIEVE CENTRALE RAIFFEISEN	21684LGS5	07/20/23	07/17/26	$ 250,000	$ 254,118	$ 250,000	5.080%	N/A	N/A
NATIXIS NY	63873QP65	09/20/23	09/18/26	$ 160,000	$ 163,267	$ 160,000	5.610%	N/A	N/A
CERTIFICATE OF DEPOSIT				**$ 1,160,000**	**$ 1,169,910**	**$ 1,160,000**			
F N M A	3135G0X24	01/10/20	01/07/25	$ 100,000	N/A	$ 99,681	1.690%	N/A	N/A
FEDERAL HOME LOAN BKS	3130AJHU6	04/16/20	04/14/25	$ 120,000	$ 119,839	$ 119,405	0.600%	AAA	AA+
F N M A	3135G05M1	07/31/24	07/30/25	$ 1,000,000	$ 988,260	$ 962,500	4.570%	AAA	AA+
FEDERAL FARM CREDIT BKS	3133EL2U7	07/31/24	08/04/25	$ 1,000,000	$ 987,480	$ 962,000	4.570%	AAA	AA+
FEDERAL HOME LOAN BKS	3130ANEG1	07/31/24	08/19/25	$ 1,000,000	$ 986,680	$ 961,100	4.580%	AAA	AA+
F H L M C M T N	3134GWZV1	12/07/21	10/22/25	$ 225,000	$ 220,354	$ 219,938	1.250%	AAA	N/A
FEDERAL HOME LOAN BKS	3130ANDH0	07/31/24	07/28/26	$ 350,000	$ 340,172	$ 331,996	4.470%	AAA	AA+
F H L M C M T N	3134GWBN5	07/31/24	07/30/26	$ 500,000	$ 479,100	$ 465,220	4.470%	AAA	N/A
FEDERAL HOME LOAN BKS	3130ANMH0	07/20/22	08/20/26	$ 200,000	$ 192,030	$ 182,338	3.440%	AAA	AA+
FEDERAL HOME LOAN BKS	3130AQR62	07/31/24	08/25/26	$ 150,000	$ 147,557	$ 144,728	4.450%	AAA	AA+
F N M A	3135GAS28	04/30/24	04/23/27	$ 255,000	$ 255,097	$ 255,000	5.420%	AAA	AA+
FEDERAL HOME LOAN BKS	3130ATS57	03/23/23	03/10/28	$ 200,000	$ 203,240	$ 204,684	3.980%	AAA	AA+
F H L M C M T N	3134H16U2	07/31/24	07/17/28	$ 1,735,000	$ 1,734,931	$ 1,724,243	4.470%	AAA	AA+
Federal Home Loan Bks - 3130AKAJ50.860 09/10/20	3130AKAJ5	11/13/24	09/10/29	$ 200,000	$ 174,212	$ 171,660	4.130%	AAA	AA+
Federal Farm Credit Bks - 3133ER7L94.000 03/18/20	3133ER7L9	03/20/25	03/18/30	$ 560,000	$ 559,933	$ 558,432	4.062%	AAA	AA+
FEDERAL AGENCY BOND/NOTE				**$ 7,595,000**	**$ 7,388,884**	**$ 7,362,924**			
First American Government - 31846V203Oblig Fd Cl	31846V203			$ 237,435	$ 237,435	$ 237,435	N/A	N/A	N/A
INVESTMENT CASH ACCOUNT				**$ 237,435**	**$ 237,435**	**$ 237,435**			
U S TREASURY NOTE	912828J27	02/02/24	02/15/25	$ 335,000	N/A	$ 325,945	4.700%	N/A	N/A
U S TREASURY NOTE	91282CGU9	09/14/23	03/30/25	$ 100,000	N/A	$ 98,047	5.210%	N/A	N/A
U S TREASURY NOTE	91282CGX3	12/12/23	04/30/25	$ 125,000	$ 124,945	$ 123,203	4.960%	AAA	N/A

Security Description	CUSIP Id	Settlement Date	Maturity	Par Value	Market Value	Book Value	YTM	Moody Rating	S&P Rating
U S TREASURY NOTE	91282CAB7	08/04/21	07/31/25	$ 200,000	$ 197,318	$ 197,844	0.520%	AAA	N/A
U S TREASURY NOTE	91282CAM3	10/26/21	09/30/25	$ 250,000	$ 245,158	$ 243,047	0.970%	AAA	N/A
U S TREASURY NOTE	91282CAZ4	10/26/21	11/30/25	$ 205,000	$ 199,947	$ 199,643	1.030%	AAA	N/A
U S TREASURY NOTE	91282CBC4	07/07/21	12/31/25	$ 165,000	$ 160,487	$ 164,646	0.820%	AAA	N/A
U S TREASURY NOTE	91282CGV7	04/05/24	04/15/26	$ 225,000	$ 224,298	$ 220,992	4.680%	AAA	N/A
U S TREASURY NOTE	91282CCZ2	10/26/21	09/30/26	$ 100,000	$ 95,559	$ 99,688	1.170%	AAA	N/A
U S TREASURY NOTE	91282CJT9	03/04/24	01/15/27	$ 340,000	$ 340,360	$ 335,737	4.470%	AAA	N/A
U S TREASURY NOTE	91282CFU0	01/05/24	10/31/27	$ 520,000	$ 522,943	$ 522,234	4.000%	AAA	N/A
U S TREASURY NOTE	91282CCH2	10/31/23	06/30/28	$ 250,000	$ 229,970	$ 212,773	4.850%	AAA	N/A
U S TREASURY NOTE	91282CCR0	12/07/23	07/31/28	$ 190,000	$ 172,923	$ 163,563	4.340%	AAA	N/A
U S TREASURY NOTE	91282CJA0	02/02/24	09/30/28	$ 310,000	$ 317,217	$ 319,918	3.870%	AAA	N/A
U S TREASURY NOTE	91282CJF9	03/01/24	10/31/28	$ 150,000	$ 154,776	$ 153,240	4.360%	AAA	N/A
U.S. Treasury Note/Bill				**$ 3,465,000**	**$ 2,985,901**	**$ 3,380,519**			
COMMERCIAL PAPER				**$ -**	**$ -**	**$ -**			
NATIONAL RURAL UTIL COOP FIN	63743HFC1	04/26/22	02/07/25	$ 160,000	N/A	$ 153,728	3.360%	N/A	N/A
CITIGROUP INC	17327CAN3	01/25/22	01/25/25	$ 85,000	N/A	$ 85,000	2.010%	N/A	N/A
STATE STR CORP	857477BR3	04/26/22	02/06/25	$ 160,000	N/A	$ 152,467	3.080%	N/A	N/A
MORGAN STANLEY FR	61747YEM3	02/18/22	02/18/25	$ 135,000	N/A	$ 135,000	2.630%	N/A	N/A
JPMORGAN CHASE CO	46647PCV6	02/24/22	02/24/25	$ 175,000	N/A	$ 175,000	2.600%	N/A	N/A
JPMORGAN CHASE CO	46625HQW3	07/21/23	04/01/26	$ 110,000	$ 108,881	$ 104,919	5.160%	A1	A
AMERICAN HONDA FIN CORP	02665WEK3	07/18/23	07/07/26	$ 75,000	$ 75,679	$ 75,830	4.850%	A3	A-
STATE STR CORP	857477CD3	08/03/23	08/03/26	$ 70,000	$ 161,806	$ 70,025	5.260%	AA3	A
STATE STR CORP	857477CD3	08/03/23	08/03/26	$ 90,000	*See above*	$ 90,000	5.270%	AA3	A
TOYOTA MTR CR CORP FR	89236TKX2	08/14/23	08/14/26	$ 90,000	$ 90,778	$ 89,891	5.040%	A1	A+
BANK OF AMERICA NA	06428CAA2	08/18/23	08/18/26	$ 325,000	$ 330,226	$ 325,000	5.530%	AA1	A+
HOME DEPOT INC	437076BN1	08/22/23	09/15/26	$ 100,000	$ 97,112	$ 91,748	5.070%	A2	A
WELLS FARGO COMPANY	949746SH5	07/18/23	10/23/26	$ 175,000	$ 171,131	$ 163,735	5.170%	A1	BBB+
ABBOTT LABORATORIES	002824BF6	08/24/23	11/30/26	$ 110,000	$ 109,377	$ 105,691	5.060%	AA3	AA-
CATERPILLAR FINL SVCS MTNS BE FR	14913R2U0	01/12/22	01/08/27	$ 150,000	$ 143,667	$ 148,989	1.840%	A2	A
DEERE JOHN CAPITAL CORP	24422EWA3	01/13/22	01/11/27	$ 125,000	$ 119,659	$ 124,295	1.820%	A1	A

Security Description	CUSIP Id	Settlement Date	Maturity	Par Value	Market Value	Book Value	YTM	Moody Rating	S&P Rating
BANK OF NY MELLON CORP	06406RBA4	01/28/22	01/26/27	$ 165,000	$ 158,745	$ 165,200	2.020%	AA3	A
INTERNATIONAL BUSINESS MACHS	459200KM2	02/25/22	02/09/27	$ 175,000	$ 168,394	$ 172,841	2.470%	A3	A-
HONEYWELL INTERNATIONAL	438516CE4	03/03/22	03/01/27	$ 125,000	$ 117,754	$ 119,160	2.090%	A2	A
TRUIST FINANCIAL CORP	89788MAD4	03/14/22	03/02/27	$ 165,000	$ 159,958	$ 155,034	2.570%	BAA1	A-
AMAZON COM INC	023135CF1	04/26/22	04/13/27	$ 160,000	$ 157,314	$ 158,696	3.480%	A1	AA
NORTHERN TR CORP SR NT	665859AW4	05/12/22	05/10/27	$ 110,000	$ 109,501	$ 111,063	3.790%	A2	A+
UNITEDHEALTH GROUP INC	91324PEG3	05/20/22	05/15/27	$ 35,000	$ 34,587	$ 34,981	3.710%	A2	A+
GOLDMAN SACHS BK USA	38151LAG5	05/21/24	05/21/27	$ 120,000	$ 121,136	$ 120,000	5.410%	A1	A+
INTEL CORP	458140BY5	08/12/22	08/05/27	$ 170,000	$ 166,473	$ 170,206	3.720%	BAA1	BBB
CATERPILLAR FINL SVCS	14913R3A3	07/31/24	08/12/27	$ 2,000,000	$ 1,971,280	$ 1,951,300	4.460%	A2	A
WALMART INC	931142EX7	09/14/22	09/09/27	$ 165,000	$ 164,541	$ 165,267	3.910%	AA2	AA
BP CAP MKTS AMER INC	10373QBY5	05/17/24	11/17/27	$ 110,000	$ 111,788	$ 110,000	5.020%	A1	A-
BRISTOL MYERS SQUIBB CO	110122DE5	03/15/23	02/20/28	$ 175,000	$ 173,397	$ 170,044	4.550%	A2	A
WALMART INC	931142FB4	04/18/23	04/15/28	$ 75,000	$ 74,681	$ 74,862	3.940%	AA2	AA
LOCKHEED MARTIN CORP	539830BZ1	05/25/23	05/15/28	$ 15,000	$ 65,303	$ 14,973	4.490%	A2	A-
LOCKHEED MARTIN CORP	539830BZ1	06/06/23	05/15/28	$ 50,000	*See above*	$ 49,820	4.530%	A2	A-
META PLATFORMS INC	30303M8L9	06/05/23	05/15/28	$ 105,000	$ 106,266	$ 105,158	4.560%	AA3	AA-
MERCK CO INC	58933YBH7	05/17/23	05/17/28	$ 65,000	$ 64,809	$ 64,947	4.070%	AA3	A+
AMERICAN HONDA FIN CORP	02665WEM9	07/07/23	07/07/28	$ 85,000	$ 86,430	$ 84,963	5.140%	A3	A-
JOHN DEERE CAPITAL CORPORATION	24422EXB0	07/14/23	07/14/28	$ 25,000	$ 25,506	$ 24,963	4.980%	A1	A
PACCAR FINANCIAL CORP	69371RS64	08/10/23	08/10/28	$ 105,000	$ 106,986	$ 104,834	4.990%	A1	A+
TOYOTA MTR CR CORP	89236TLB9	09/11/23	09/11/28	$ 75,000	$ 76,971	$ 74,870	5.290%	A1	A+
ANALOG DEVICES INC	032654AU9	11/01/23	10/01/28	$ 160,000	$ 146,294	$ 134,230	5.480%	A2	A-
AIR PRODUCTS AND CHEMICALS INC	009158BH8	02/08/24	02/08/29	$ 145,000	$ 146,177	$ 144,807	4.630%	A2	A
TEXAS INSTRS INC	882508CG7	02/08/24	02/08/29	$ 130,000	$ 131,390	$ 129,862	4.620%	AA3	A+
CISCO SYS INC	17275RBR2	02/26/24	02/26/29	$ 115,000	$ 117,053	$ 114,960	4.860%	A1	AA-
BLACKROCK FUNDING	09290DAA9	03/14/24	03/14/29	$ 15,000	$ 218,285	$ 14,973	4.740%	AA3	AA-
BLACKROCK FUNDING	09290DAA9	03/14/24	03/14/29	$ 200,000	*See above*	$ 200,494	4.640%	AA3	AA-
ADOBE INC SR GLBL	00724PAF6	04/04/24	04/04/29	$ 80,000	$ 81,297	$ 79,881	4.830%	A1	A+
JOHN DEERE CAPITAL CORP	24422EUY3	07/31/24	07/18/29	$ 3,000,000	$ 2,814,270	$ 2,775,300	4.500%	A1	A
PEPSICO INC	713448EL8	07/31/24	07/29/29	$ 2,000,000	$ 1,867,920	$ 1,847,400	4.340%	A1	A+
Corporate Bond/Note				**$ 12,255,000**	**$ 11,152,819**	**$ 11,736,405**			

Security Description	CUSIP Id	Settlement Date	Maturity	Par Value	Market Value	Book Value	YTM	Moody Rating	S&P Rating
F H L M C MULTICLASS MTG PARTN	3137BJP64	08/08/22	03/25/25	$ 217,663	N/A	$ 80,241	3.510%	N/A	N/A
F H L M C MULTICLASS MTG PARTN	3137FJXQ7	08/15/23	08/25/25	$ 193,735	$ 192,791	$ 188,366	5.240%	N/A	N/A
F H L M C MULTICLASS MTG PARTN	3137BNGT5	04/14/23	01/25/26	$ 188,293	$ 185,738	$ 180,497	4.370%	N/A	N/A
F H L M C MULTICLASS MTG PARTN	3137FLN34	08/16/23	02/25/26	$ 217,228	$ 215,173	$ 207,826	5.080%	N/A	AAA
F H L M C MULTICLASS MTG PARTN	3137FMU67	08/16/23	05/25/26	$ 292,815	$ 288,212	$ 276,711	5.040%	N/A	N/A
BMW VEH OWNER TR	05602RAD3	05/18/22	08/25/26	$ 12,036	$ 11,998	$ 12,036	3.210%	AAA	AAA
F H L M C MULTICLASS MTG PARTN	3137BSP72	04/17/23	08/25/26	$ 200,000	$ 195,500	$ 190,898	4.140%	N/A	N/A
HYUNDAI AUTO REC TR	448977AD0	03/16/22	10/15/26	$ 21,055	$ 20,963	$ 21,055	2.220%	N/A	AAA
GM FIN CONS AUTO REC	380146AC4	01/19/22	11/16/26	$ 7,345	$ 7,306	$ 7,344	1.260%	N/A	AAA
F H L M C MULTICLASS MTG PARTN	3137BTUM1	05/24/23	11/25/26	$ 145,330	$ 142,850	$ 140,856	4.310%	N/A	N/A
F H L M C MULTICLASS MTG PARTN	3137BVZ82	05/24/23	01/25/27	$ 215,000	$ 211,840	$ 208,491	4.340%	N/A	N/A
DAIMLER TRUCKS RETAIL	233868AC2	09/27/23	03/15/27	$ 118,168	$ 118,991	$ 118,166	5.900%	AAA	N/A
F H L M C MULTICLASS MTG PARTN	3137BXQY1	08/18/23	03/25/27	$ 235,000	$ 230,575	$ 221,671	4.980%	N/A	AAA
CARMAX AUTO OWNER TRUST	14318MAD1	07/20/22	04/15/27	$ 72,481	$ 72,293	$ 72,479	3.970%	N/A	AAA
F H L M C MULTICLASS MTG PARTN	3137F1G44	06/13/23	04/25/27	$ 225,000	$ 220,619	$ 215,604	4.440%	N/A	N/A
DISCOVER CARD EXE	254683CS2	05/26/22	05/17/27	$ 170,000	$ 169,716	$ 169,986	3.320%	AAA	N/A
AMERICAN EXPRESS CREDIT	02582JJT8	05/24/22	05/17/27	$ 195,000	$ 194,694	$ 194,957	3.390%	N/A	AAA
DISCOVER CARD EXE	254683CW3	08/09/22	07/15/27	$ 125,000	$ 124,598	$ 124,984	3.560%	AAA	AAA
MERCEDES BENZ AUTO	58768PAC8	11/22/22	08/16/27	$ 100,990	$ 101,285	$ 100,970	5.210%	AAA	AAA
HARLEY DAVIDSON MOTORCYCLE	41285JAD0	02/23/23	12/15/27	$ 53,572	$ 53,721	$ 53,566	5.050%	AAA	N/A
FORD CR AUTO OWNER TR	344928AD8	03/31/23	02/15/28	$ 68,333	$ 68,429	$ 68,326	4.650%	N/A	AAA
HONDA AUTO RECEIVABLES OWNER	43815QAC1	08/22/23	02/18/28	$ 140,000	$ 141,142	$ 139,971	5.420%	N/A	AAA
BMW VEH OWNER TR 2023 A	05592XAD2	07/18/23	02/25/28	$ 56,636	$ 57,010	$ 56,626	5.470%	N/A	AAA
NISSAN AUTO LEASE TRUST	65480MAD5	10/25/23	03/15/28	$ 45,000	$ 45,498	$ 44,991	5.940%	AAA	N/A
HYUNDAI AUTO RECEIVABLES TR	44933XAD9	07/19/23	04/17/28	$ 70,000	$ 70,559	$ 69,997	5.480%	N/A	AAA
BANK OF AMERICA CREDIT CARD TR	05522RDF2	06/02/23	04/17/28	$ 215,000	$ 215,634	$ 216,016	4.890%	AAA	AAA
ALLY AUTO RECV TR	02007WAC2	07/19/23	05/15/28	$ 120,000	$ 120,935	$ 119,980	5.460%	AAA	N/A
FORD CR AUTO OWNER TR	344930AD4	06/26/23	05/15/28	$ 65,000	$ 65,500	$ 64,999	5.230%	N/A	AAA
CAPITAL ONE MULTI ASSET	14041NGD7	05/24/23	05/15/28	$ 210,000	$ 210,082	$ 209,952	4.430%	N/A	AAA
BANK OF AMERICA CREDIT CARD	05522RDG0	06/16/23	05/15/28	$ 75,000	$ 75,338	$ 74,983	4.790%	N/A	AAA
F H L M C MULTICLASS MTG PARTN	3137H14B9	08/15/23	05/25/28	$ 245,000	$ 227,389	$ 214,432	4.730%	N/A	N/A

Security Description	CUSIP Id	Settlement Date	Maturity	Par Value	Market Value	Book Value	YTM	Moody Rating	S&P Rating
DISCOVER CARD EXE	254683CZ6	06/28/23	06/15/28	$ 105,000	$ 105,731	$ 104,986	4.930%	AAA	AAA
GM FINL CON AUT RECV TR	36267KAD9	07/19/23	06/16/28	$ 70,000	$ 70,549	$ 69,997	5.450%	AAA	AAA
F H L M C MULTICLASS MTG PARTN	3137HAD45	07/27/23	06/25/28	$ 177,661	$ 178,814	$ 177,656	4.780%	N/A	N/A
F H L M C MULTICLASS MTG PARTN	3137HACX2	07/20/23	06/25/28	$ 220,000	$ 223,128	$ 222,197	4.590%	N/A	N/A
F N M A GTD R E M I C PASS THRU	3136BQDE6	07/31/23	07/25/28	$ 214,921	$ 213,681	$ 211,278	4.580%	N/A	N/A
FIFTH THIRD AUTO	31680EAD3	08/23/23	08/15/28	$ 155,000	$ 156,364	$ 154,990	5.530%	AAA	AAA
F H L M C MULTICLASS MTG PARTN	3137HAMH6	09/14/23	08/25/28	$ 225,000	$ 227,212	$ 221,672	4.990%	N/A	N/A
F H L M C MULTICLASS MTG PARTN	3137HAQ74	10/19/23	08/25/28	$ 215,000	$ 217,715	$ 210,284	5.260%	N/A	N/A
F H L M C MULTICLASS MTG PARTN	3137HAMN3	09/28/23	08/25/28	$ 107,270	$ 109,307	$ 107,270	5.270%	N/A	N/A
CHASE ISSUANCE TRUST	161571HT4	09/15/23	09/15/28	$ 175,000	$ 176,983	$ 174,951	5.170%	N/R	AAA
F H L M C MULTICLASS MTG PARTN	3137HAST4	10/31/23	09/25/28	$ 160,000	$ 162,566	$ 154,899	5.600%	N/A	N/A
F H L M C MULTICLASS MTG PARTN	3137HAMS2	09/28/23	09/25/28	$ 200,000	$ 202,920	$ 197,609	5.070%	N/A	N/A
F H L M C MULTICLASS MTG PARTN	3137HB3D4	11/21/23	10/25/28	$ 80,000	$ 81,821	$ 79,769	5.140%	N/A	N/A
CHASE ISSUE TR	161571HV9	01/31/24	01/16/29	$ 185,000	$ 186,051	$ 184,972	4.610%	N/R	AAA
WELLS FARGO CARD ISSUANCE TRUST	92970QAA3	03/01/24	02/15/29	$ 200,000	$ 202,410	$ 199,946	4.950%	AAA	AAA
AMERICAN EXP CR	02582JKH2	04/23/24	04/16/29	$ 135,000	$ 137,500	$ 134,972	5.230%	N/A	AAA
ASSET BACKED/MORTGAGE BACKED SECURITIES				**$ 6,940,533**	**$ 6,709,132**	**$ 6,674,427**			
INTERNATIONAL FINANCE CORP	45950KDF4	12/06/23	01/15/27	$ 100,000	$ 100,805	$ 99,674	4.490%	AAA	AAA
NATIONAL AUSTRALIA BK	63253QAE4	06/13/23	06/13/28	$ 250,000	$ 254,050	$ 249,573	4.940%	AA2	AA-
SENIOR UNSECURED UNSUBORDINATE OBLIGATIONS (SUPRANATIONALS)				**$ 350,000**	**$ 354,855**	**$ 349,247**			
NORTH DAKOTA ST HSG FIN AGY TAXABLE	658909H33	08/07/24	07/01/27	$ 180,000	$ 176,683	$ 176,540	4.090%	AA1	N/A
CALIFORNIA ST UNIV REV TAXABLE	13077DTD4	08/09/23	11/01/27	$ 95,000	$ 95,994	$ 95,000	4.590%	AA2	AA-
CONNECTICUT ST TAXABLE GO BDS 2023 A	20772KTK5	06/22/23	05/15/28	$ 50,000	$ 50,429	$ 50,000	4.510%	AA3	AA-
OKLAHOMA ST CAPITOL IMPT AUTH REV	67908PBG0	07/31/24	07/01/28	$ 1,265,000	$ 1,176,146	$ 1,158,234	4.310%	N/A	AA
RANCHO ADOBE FIRE PROTN DIST CA	752096AG2	08/05/24	08/01/28	$ 270,000	$ 248,732	$ 247,064	4.300%	N/A	AA
Upper Santa Clara Vy Jt Pwrs Auth - 916544EX3 Ca F	916544EX3	10/01/24	08/01/28	$ 270,000	$ 247,088	$ 248,859	3.744%	N/A	AA+
ANAHEIM CA PUB FING AUTH LEASE	03255LJF7	08/14/24	07/01/29	$ 280,000	$ 252,174	$ 249,959	4.326%	A1	AA
California ST Taxable Various - 13063D3Q9Purp Go6	13063D3Q9	03/20/25	03/01/30	$ 940,000	$ 1,009,814	$ 1,011,440	4.278%	AA2	AA-
MUNICIPAL BOND/NOTE				**$ 3,350,000**	**$ 3,257,059**	**$ 3,237,096**			
Custodial Account Subtotals				**$ 35,352,968**	**$ 33,255,994**	**$ 34,138,053**			

ECONOMIC SUMMARY

The economic market summary for Q1 2025 shows the unemployment rate increased to 4.2% from 4.1% in Q4 2024, while GDP growth has slowed significantly to 1.0% from 2.4% in Q4 due to mounting tariff-related price pressures. The Federal Reserve maintained the federal funds rate at a range of 4.25% to 4.5% as it continues to monitor inflation developments, and Treasury yields declined with the 5-year yield at 3.96% and the 2-year yield at 3.89%, reflecting market uncertainty and shifting growth expectations.

ECONOMIC MARKET UPDATE:

UNEMPLOYMENT: The unemployment rate increased to 4.2%, moving up from Q4 levels as the labor market adjusts to policy changes.

- **Q1 2025**: 4.2% (Bureau of Labor Statistics)
- **Q4 2024**: 4.1% (Bureau of Labor Statistics)

GROSS DOMESTIC PRODUCT (GDP): GDP decreases to an annualized rate of 1.0%, from 2.4% (revised) in Q4 2024. This sizable hit to growth is due to overwhelming tariff price pressures.

- **Q1 2025**: 1.0% annualized growth (The Conference Boards)
- **Q4 2024**: 2.4% annualized growth (US Bureau of Economic Analysis, revised)

FEDERAL FUNDS EFFECTIVE RATE: The Federal Reserve Board of Governors remains attentive to the economic outlook. The Committee opted to maintain the target range for the federal funds rate of 4.25% to 4.5%.

- **Q1 2025**: Federal funds rate maintained at a range of 4.25% to 4.5% (Federal Reserve, FOMC Statement)
- **Q4 2024**: Federal funds rate reduced to a range of 4.25% to 4.5% (Federal Reserve, FOMC Statement)

TREASURY YIELDS: Treasury yields declined, with the 5-year yield moving to 3.96% and the 2-year yield to 3.89%. Uncertainty is a contributing factor in recent rate decreases.

- **Q1 2025**: 5-year Treasury yield at 3.96%, 2-year Treasury yield at 3.89% (U.S. Department of the Treasury)
- **Q4 2024**: 5-year Treasury yield at 4.38%, 2-year Treasury yield at 4.25% (U.S. Department of the Treasury)

MOST RECENT FEDERAL OPEN MARKET COMMITTEE (FOMC) MEETING SUMMARY: (Federal Reserve)

At the March 19, 2025 meeting, the FOMC voted to maintain the target range for the federal funds rate to a range of 4.25% to 4.5%.

"Recent indicators suggest that economic activity has continued to expand at a solid pace. The unemployment rate has stabilized at a low level in recent months, and labor market conditions remain solid. Inflation remains somewhat elevated. The Committee seeks to achieve maximum employment and inflation at the rate of 2 percent over the longer run. Uncertainty around the economic outlook has increased. The Committee is attentive to the risks to both sides of its dual mandate.

In support of its goals, the Committee decided to maintain the target range for the federal funds rate at 4-1/4 to 4-1/2 percent. In considering the extent and timing of additional adjustments to the target range for the federal funds rate, the Committee will carefully assess incoming data, the evolving outlook, and the balance of risks. The Committee will continue reducing its holdings of Treasury securities and agency debt and agency mortgage-backed securities. Beginning in April, the Committee will slow the pace of decline of its securities holdings by reducing the monthly redemption cap on Treasury securities from $25 billion to $5 billion. The Committee will maintain the monthly redemption cap on agency debt and agency mortgage-backed securities at $35 billion. The Committee is strongly committed to supporting maximum employment and returning inflation to its 2 percent objective.

In assessing the appropriate stance of monetary policy, the Committee will continue to monitor the implications of incoming information for the economic outlook. The Committee would be prepared to adjust the stance of monetary policy as appropriate if risks emerge that could impede the attainment of the Committee's goals. The Committee's assessments will take into account a wide range of information, including readings on labor market conditions, inflation pressures and inflation expectations, and financial and international developments.

Voting for the monetary policy action were Jerome H. Powell, Chair; John C. Williams, Vice Chair; Michael S. Barr; Michelle W. Bowman; Susan M. Collins; Lisa D. Cook; Austan D. Goolsbee; Philip N. Jefferson; Adriana D. Kugler; Alberto G. Musalem; and Jeffrey R. Schmid. Voting against this action was Christopher J. Waller, who supported no change for the federal funds target range but preferred to continue the current pace of decline in securities holdings."

COMPLIANCE

This statement serves to confirm that during the reporting period for the quarter ended March 31,2025, the investment account(s) managed by Optimized Investment Partners, LLC for Suisun City, as outlined in the City's Investment Policy, are in full compliance with the relevant state laws, regulations, and standards governing public investments.

In adherence to the City's Investment Policy, we have undertaken the following measures to ensure compliance:

1. **Investment Eligibility**: All investments made are in accordance with the eligible securities as specified in the Investment Policy, including but not limited to U.S. Government securities, local agency bonds, and high-quality commercial paper.
2. **Credit Risk and Diversification**: Investments are diversified to minimize credit risk, with an emphasis on maintaining high credit quality and adhering to the credit ratings and issuer limits outlined in the policy.
3. **Liquidity and Maturity**: We have maintained appropriate levels of liquidity to meet the City's short-term financial needs while adhering to the maturity limits set forth in the policy.
4. **Internal Controls**: Robust internal controls are in place to safeguard public funds, ensure accurate reporting, and prevent any potential misuse or fraud.
5. **Performance Reporting**: Regular performance reports are provided to the City Council and relevant stakeholders to ensure transparency and accountability in the management of the City's investment portfolio.
6. **Ethics and Conflict of Interest**: All investment activities are conducted in compliance with ethical standards and conflict of interest regulations to maintain integrity and public trust.

This statement confirms our commitment to adhering to the principles and guidelines established in the City's Investment Policy and reflects our ongoing efforts to manage the City's investments prudently and effectively.

DISCLOSURES

Optimized Investment Partners, LLC (OIP) is an investment advisor registered with the U.S. Securities and Exchange Commission. The information provided herein is based on sources believed to be reliable, but OIP cannot guarantee its accuracy, completeness, or suitability. The views expressed are those of OIP at the time of distribution and are subject to change. This material does not constitute an offer to buy or sell any securities.

Investment Risk Disclosures: Investments managed by OIP are not FDIC insured, (except for certificates of deposit) and there is no bank guarantee. Investments may lose value. Past performance is not indicative of future results. Economic factors, market conditions, and changes in investment strategies can materially alter performance outcomes. Fixed income investments are subject to interest, credit, and market risks. Interest rate risk, credit risk, and market risk may affect investment values, particularly in periods of rising interest rates.

Performance and Reporting: Performance results are presented gross of advisory fees and include the reinvestment of dividends. The deduction of advisory fees will lower performance results. Historical performance of investment indices, including those referenced in this report, does not reflect transaction and custodial charges or investment management fees.

Valuation and Pricing: Prices are provided by US Bank, an independent resource.

Legal and Advisory Note: This report is for informational purposes only and should not be considered as specific investment or legal advice. The content may become outdated or superseded without notice. Opinions and views expressed are based on current market conditions and are subject to change. This report does not constitute an offer or solicitation regarding any securities or investment strategy.

GLOSSARY OF TERMS

Accrued Interest: Interest earned but not yet received.

Active Deposits: Funds that are immediately required for disbursement.

Amortization: An accounting practice of gradually decreasing (increasing) an asset's book value by spreading its depreciation (accretion) over a period of time.

Asked Price: The price a broker dealer offers to sell securities.

Basis Point: One basis point is one hundredth of one percent (0.01%).

Bid Price: The price a broker/dealer offers to purchase securities.

Book Entry Securities: Securities that are recorded in a customer's account without physical certificates. Transactions are recorded electronically, reducing costs and risks of handling.

Book Value: The value at which a debt security is shown on the holder's balance sheet, calculated as acquisition cost less amortization of premium or accretion of discount.

Bond: A financial obligation where the issuer promises to pay the bondholder a specified stream of future cash flows, including periodic interest payments and a principal repayment.

Bond Swap: Selling one bond issue and buying another to achieve benefits like tax-deductible losses, increased yields, or improved portfolio quality.

Bullet Bond: A debt obligation that cannot be called or repaid before its scheduled maturity date.

Callable Bond: A debt obligation where the issuer has the option to call the bond or repay it early.

Certificate of Deposit: A deposit insured up to $250,000 by the Federal Deposit Insurance Corporation (FDIC) at a set rate for a specified period of time.

Collateral: Securities, evidence of deposit, or pledges used to secure repayment of a loan, or securities pledged by a bank to secure public money deposits.

Constant Maturity Treasury (CMT): An average yield of a specific Treasury maturity sector for a given time frame, used as a market index for reference.

Credit Analysis: A review and appraisal of the economic and financial conditions or the ability to meet debt obligations.

Custody: A banking service that provides safekeeping for securities in a customer's investment portfolio and handles related transactions.

Delivery vs. Payment (DVP): The simultaneous exchange of money for securities.

Discount: The difference between the cost of a security and its value at maturity when quoted at a lower than face value.

Diversification: The practice of spreading investment funds among a variety of securities to reduce risk.

Duration: The weighted average maturity of a bond's cash flow stream, representing the time at which an investor has received half of the original investment in present value terms.

Fannie Mae: Trade name for the Federal National Mortgage Association (FNMA), a U.S. government-sponsored corporation.

Federal Deposit Insurance Corporation (FDIC): Insurance provided to customers of a subscribing bank, guaranteeing deposits up to a set limit (currently $250,000) per account.

Federal Reserve System: The central bank of the U.S., consisting of a seven-member Board of Governors, 12 regional banks, and approximately 8,000 commercial banks.

Fed Wire: A wire transmission service established by the Federal Reserve Bank for transferring funds through debits and credits between participants.

Freddie Mac: Trade name for the Federal Home Loan Mortgage Corporation (FHLMC), a U.S. government-sponsored corporation.

Investment Agreements: Agreements with financial institutions to borrow public funds with terms concerning collateral, liquidity, and interest rates.

Interest Rate: The annual yield earned on an investment, expressed as a percentage.

Internal Controls: Procedures and practices designed to protect assets from loss, theft, fraud, or misuse and ensure accurate financial reporting.

Joint Powers Authority Pool: Shares of beneficial interest issued by a joint powers authority that invests in securities and obligations in compliance with California codes.

Liquidity: The ability to rapidly convert an investment into cash.

Market Value: The price at which a security is trading and could be bought or sold.

Maturity: The date upon which the principal or stated value of an investment becomes due and payable.

Nationally Recognized Statistical Rating Organizations (NRSRO): Agencies that assess the creditworthiness of an entity or specific security, typically referring to Standard and Poor's, Fitch Ratings, or Moody's.

Non-callable Bond: Also known as a Bullet Bond; a debt obligation where the bond issuer does not have the option to call the bond before its scheduled maturity date.

Par Value: The face value or principal amount of a bond or other security.

Perfected Delivery: Refers to an investment where the actual security or collateral is held by an independent third party representing the purchasing entity.

Portfolio: A collection of securities held by an investor.

Rate of Return: The yield obtainable on a security based on its purchase price or current market price, including amortized yield to maturity or current income return.

Repurchase Agreement (REPO): A transaction where the seller agrees to buy back securities from the buyer at an agreed-upon price after a stated period.

Reverse Repurchase Agreement (REVERSE REPO): A transaction where the buyer agrees to sell securities to the seller and buy them back at a future date.

Risk: The degree of uncertainty of return on an asset.

Safekeeping: The custody service provided for the individual securities in a customer's investment portfolio.

Settlement Date: The date on which a trade is cleared by delivery of securities against funds.

Time Deposit: An interest-paying deposit that requires the money to remain in the account for a specific length of time, such as a certificate of deposit.

Treasury Obligations: Debt obligations of the U.S. Government sold by the Treasury Department, including bills, notes, and bonds.

U.S. Government Agencies: Instruments issued by various U.S. government agencies, secured by the creditworthiness of the specific agency.

Yield: The rate of annual income return on an investment, expressed as a percentage.

Yield to Maturity: The rate of income return on an investment, considering any premium or discount, spread over the period from the date of purchase to maturity.

ATTACHMENT D: FORMS ADV

The following 35 pages are Optimized Investment Partners, LLC Forms ADV: I, II, and Part 2B of Form ADV.

Optimized Investment Partners has increased our Assets Under Management since our last recorded update to the Investment Adviser Registration Depository.

FORM ADV

UNIFORM APPLICATION FOR INVESTMENT ADVISER REGISTRATION AND REPORT BY EXEMPT REPORTING ADVISERS

Primary Business Name: OPTIMIZED INVESTMENT PARTNERS, LLC	**CRD Number: 322145**
Other-Than-Annual Amendment - All Sections	**Rev. 10/2021**
4/15/2025 11:14:25 AM	

WARNING: Complete this form truthfully. False statements or omissions may result in denial of your application, revocation of your registration, or criminal prosecution. You must keep this form updated by filing periodic amendments. See Form ADV General Instruction 4.

Item 1 Identifying Information

Responses to this Item tell us who you are, where you are doing business, and how we can contact you. If you are filing an *umbrella registration*, the information in Item 1 should be provided for the *filing adviser* only. General Instruction 5 provides information to assist you with filing an *umbrella registration*.

A. Your full legal name (if you are a sole proprietor, your last, first, and middle names):
OPTIMIZED INVESTMENT PARTNERS, LLC

B. (1) Name under which you primarily conduct your advisory business, if different from Item 1.A.
OPTIMIZED INVESTMENT PARTNERS, LLC

List on Section 1.B. of Schedule D any additional names under which you conduct your advisory business.

(2) If you are using this Form ADV to register more than one investment adviser under an *umbrella registration*, check this box ☐

If you check this box, complete a Schedule R for each relying adviser.

C. If this filing is reporting a change in your legal name (Item 1.A.) or primary business name (Item 1.B.(1)), enter the new name and specify whether the name change is of
☐ your legal name or ☐ your primary business name:

D. (1) If you are registered with the SEC as an investment adviser, your SEC file number: **801-129920**
(2) If you report to the SEC as an *exempt reporting adviser*, your SEC file number:
(3) If you have one or more Central Index Key numbers assigned by the SEC ("CIK Numbers"), all of your CIK numbers:
No Information Filed

E. (1) If you have a number ("*CRD* Number") assigned by the *FINRA's CRD* system or by the IARD system, your *CRD* number: **322145**

If your firm does not have a CRD number, skip this Item 1.E. Do not provide the CRD number of one of your officers, employees, or affiliates.

(2) If you have additional *CRD* Numbers, your additional *CRD* numbers:
No Information Filed

F. *Principal Office and Place of Business*

(1) Address (do not use a P.O. Box):
Number and Street 1: Number and Street 2:
City: State: Country: ZIP+4/Postal Code:

If this address is a private residence, check this box: ☑

List on Section 1.F. of Schedule D any office, other than your principal office and place of business, at which you conduct investment advisory business. If you are applying for registration, or are registered, with one or more state securities authorities, you must list all of your offices in the state or states to which you are applying for registration or with whom you are registered. If you are applying for SEC registration, if you are registered only with the SEC, or if you are reporting to the SEC as an exempt reporting adviser, list the largest twenty-five offices in terms of numbers of employees as of the end of your most recently completed fiscal year.

(2) Days of week that you normally conduct business at your *principal office and place of business:*
◉ Monday - Friday ○ Other:

Normal business hours at this location:
8-5

(3) Telephone number at this location:
858-335-1141

(4) Facsimile number at this location, if any:

(5) What is the total number of offices, other than your *principal office and place of business*, at which you conduct investment advisory business as of the end of your most recently completed fiscal year?
0

G. Mailing address, if different from your *principal office and place of business* address:

Number and Street 1: Number and Street 2:

City: State: Country: ZIP+4/Postal Code:

If this address is a private residence, check this box: ☐

H. If you are a sole proprietor, state your full residence address, if different from your *principal office and place of business* address in Item 1.F.:

Number and Street 1: Number and Street 2:

City: State: Country: ZIP+4/Postal Code:

	Yes	No
I. Do you have one or more websites or accounts on publicly available social media platforms (including, but not limited to, Twitter, Facebook and LinkedIn)?	◉	○

If "yes," list all firm website addresses and the address for each of the firm's accounts on publicly available social media platforms on Section 1.I. of Schedule D. If a website address serves as a portal through which to access other information you have published on the web, you may list the portal without listing addresses for all of the other information. You may need to list more than one portal address. Do not provide the addresses of websites or accounts on publicly available social media platforms where you do not control the content. Do not provide the individual electronic mail (e-mail) addresses of employees or the addresses of employee accounts on publicly available social media platforms.

J. Chief Compliance Officer

(1) Provide the name and contact information of your Chief Compliance Officer. If you are an *exempt reporting adviser*, you must provide the contact information for your Chief Compliance Officer, if you have one. If not, you must complete Item 1.K. below.

Name: Other titles, if any:

Telephone number: Facsimile number, if any:

Number and Street 1: Number and Street 2:

City: State: Country: ZIP+4/Postal Code:

Electronic mail (e-mail) address, if Chief Compliance Officer has one:

(2) If your Chief Compliance Officer is compensated or employed by any *person* other than you, a *related person* or an investment company registered under the Investment Company Act of 1940 that you advise for providing chief compliance officer services to you, provide the *person's* name and IRS Employer Identification Number (if any):

Name:

IRS Employer Identification Number:

K. Additional Regulatory Contact Person: If a person other than the Chief Compliance Officer is authorized to receive information and respond to questions about this Form ADV, you may provide that information here.

Name: Titles:

Telephone number: Facsimile number, if any:

Number and Street 1: Number and Street 2:

City: State: Country: ZIP+4/Postal Code:

Electronic mail (e-mail) address, if contact person has one:

	Yes	No
L. Do you maintain some or all of the books and records you are required to keep under Section 204 of the Advisers Act, or similar state law, somewhere other than your *principal office and place of business*?	○	◉

If "yes," complete Section 1.L. of Schedule D.

	Yes	No
M. Are you registered with a *foreign financial regulatory authority*?	○	◉

Answer "no" if you are not registered with a foreign financial regulatory authority, even if you have an affiliate that is registered with a foreign financial regulatory authority. If "yes," complete Section 1.M. of Schedule D.

	Yes	No
N. Are you a public reporting company under Sections 12 or 15(d) of the Securities Exchange Act of 1934?	○	◉

	Yes	No
O. Did you have $1 billion or more in assets on the last day of your most recent fiscal year?	○	◉

If yes, what is the approximate amount of your assets:

- ○ $1 billion to less than $10 billion
- ○ $10 billion to less than $50 billion
- ○ $50 billion or more

For purposes of Item 1.O. only, "assets" refers to your total assets, rather than the assets you manage on behalf of clients. Determine your total assets using the total assets shown on the balance sheet for your most recent fiscal year end.

P. Provide your *Legal Entity Identifier* if you have one:

A *legal entity identifier* is a unique number that companies use to identify each other in the financial marketplace. You may not have a *legal entity identifier*.

SECTION 1.B. Other Business Names

No Information Filed

SECTION 1.F. Other Offices

No Information Filed

SECTION 1.I. Website Addresses

List your website addresses, including addresses for accounts on publicly available social media platforms where you control the content (including, but not limited to, Twitter, Facebook and/or LinkedIn). You must complete a separate Schedule D Section 1.I. for each website or account on a publicly available social media platform.

Address of Website/Account on Publicly Available Social Media Platform: https://www.optimizedip.com

SECTION 1.L. Location of Books and Records

No Information Filed

SECTION 1.M. Registration with Foreign Financial Regulatory Authorities

No Information Filed

Item 2 SEC Registration/Reporting

Responses to this Item help us (and you) determine whether you are eligible to register with the SEC. Complete this Item 2.A. only if you are applying for SEC registration or submitting an *annual updating amendment* to your SEC registration. If you are filing an *umbrella registration*, the information in Item 2 should be provided for the *filing adviser* only.

A. To register (or remain registered) with the SEC, you must check **at least one** of the Items 2.A.(1) through 2.A.(12), below. If you are submitting an *annual updating amendment* to your SEC registration and you are no longer eligible to register with the SEC, check Item 2.A.(13). Part 1A Instruction 2 provides information to help you determine whether you may affirmatively respond to each of these items.

You (the adviser):

☑ (1) are a **large advisory firm** that either:

(a) has regulatory assets under management of $100 million (in U.S. dollars) or more; or

(b) has regulatory assets under management of $90 million (in U.S. dollars) or more at the time of filing its most recent *annual updating amendment* and is registered with the SEC;

☐ (2) are a **mid-sized advisory firm** that has regulatory assets under management of $25 million (in U.S. dollars) or more but less than $100 million (in U.S. dollars) and you are either:

(a) not required to be registered as an adviser with the *state securities authority* of the state where you maintain your *principal office and place of business*; or

(b) not subject to examination by the *state securities authority* of the state where you maintain your *principal office and place of business*;

*Click **HERE** for a list of states in which an investment adviser, if registered, would not be subject to examination by the state securities authority.*

(3) Reserved

☐ (4) have your *principal office and place of business* **outside the United States**;

☐ (5) are **an investment adviser (or subadviser) to an investment company** registered under the Investment Company Act of 1940;

☐ (6) are **an investment adviser to a company which has elected to be a business development company** pursuant to section 54 of the Investment Company Act of 1940 and has not withdrawn the election, and you have at least $25 million of regulatory assets under management;

☐ (7) are a **pension consultant** with respect to assets of plans having an aggregate value of at least $200,000,000 that qualifies for the exemption in rule 203A-2(a);

☐ (8) are a **related adviser** under rule 203A-2(b) that *controls*, is *controlled* by, or is under common *control* with, an investment adviser that is registered with the SEC, and your *principal office and place of business* is the same as the registered adviser;

If you check this box, complete Section 2.A.(8) of Schedule D.

☐ (9) are an **adviser** relying on rule 203A-2(c) because you **expect to be eligible for SEC registration within 120 days;**

If you check this box, complete Section 2.A.(9) of Schedule D.

☐ (10) are a **multi-state adviser** that is required to register in 15 or more states and is relying on rule 203A-2(d);

If you check this box, complete Section 2.A.(10) of Schedule D.

☐ (11) are an **Internet adviser** relying on rule 203A-2(e);

If you check this box, complete Section 2.A.(11) of Schedule D.

☐ (12) have **received an SEC order** exempting you from the prohibition against registration with the SEC;

If you check this box, complete Section 2.A.(12) of Schedule D.

☐ (13) are **no longer eligible** to remain registered with the SEC.

State Securities Authority Notice Filings* and State Reporting by *Exempt Reporting Advisers

C. Under state laws, SEC-registered advisers may be required to provide to *state securities authorities* a copy of the Form ADV and any amendments they file with the SEC. These are called *notice filings*. In addition, *exempt reporting advisers* may be required to provide *state securities authorities* with a copy of reports and any amendments they file with the SEC. If this is an initial application or report, check the box(es) next to the state(s) that you would like to receive notice of this and all subsequent filings or reports you submit to the SEC. If this is an amendment to direct your *notice filings* or reports to additional state(s), check the box(es) next to the state(s) that you would like to receive notice of this and all subsequent filings or reports you submit to the SEC. If this is an amendment to your registration to stop your *notice filings* or reports from going to state(s) that currently receive them, uncheck the box(es) next to those state(s).

Jurisdictions

☐ AL	☐ IL	☐ NE	☐ SC
☐ AK	☐ IN	☐ NV	☐ SD
☐ AZ	☐ IA	☐ NH	☐ TN
☐ AR	☐ KS	☐ NJ	☐ TX
☑ CA	☐ KY	☐ NM	☐ UT
☐ CO	☐ LA	☐ NY	☐ VT
☐ CT	☐ ME	☐ NC	☐ VI
☐ DE	☐ MD	☐ ND	☐ VA
☐ DC	☐ MA	☐ OH	☐ WA
☐ FL	☐ MI	☐ OK	☐ WV
☐ GA	☐ MN	☐ OR	☐ WI
☐ GU	☐ MS	☐ PA	☐ WY
☐ HI	☐ MO	☐ PR	
☐ ID	☐ MT	☐ RI	

If you are amending your registration to stop your notice filings or reports from going to a state that currently receives them and you do not want to pay that state's notice filing or report filing fee for the coming year, your amendment must be filed before the end of the year (December 31).

SECTION 2.A.(8) Related Adviser

If you are relying on the exemption in rule 203A-2(b) from the prohibition on registration because you *control*, are *controlled* by, or are under common *control* with an investment adviser that is registered with the SEC and your *principal office and place of business* is the same as that of the registered adviser, provide the following information:

Name of Registered Investment Adviser

CRD Number of Registered Investment Adviser

SEC Number of Registered Investment Adviser
-

SECTION 2.A.(9) Investment Adviser Expecting to be Eligible for Commission Registration within 120 Days

If you are relying on rule 203A-2(c), the exemption from the prohibition on registration available to an adviser that expects to be eligible for SEC registration within 120 days, you are required to make certain representations about your eligibility for SEC registration. By checking the appropriate boxes, you will be deemed to have made the required representations. You must make both of these representations:

☐ I am not registered or required to be registered with the SEC or a *state securities authority* and I have a reasonable expectation that I will be eligible to register with the SEC within 120 days after the date my registration with the SEC becomes effective.

☐ I undertake to withdraw from SEC registration if, on the 120th day after my registration with the SEC becomes effective, I would be prohibited by Section 203A(a) of the Advisers Act from registering with the SEC.

SECTION 2.A.(10) Multi-State Adviser

If you are relying on rule 203A-2(d), the multi-state adviser exemption from the prohibition on registration, you are required to make certain representations about your eligibility for SEC registration. By checking the appropriate boxes, you will be deemed to have made the required representations.

If you are applying for registration as an investment adviser with the SEC, you must make both of these representations:

☐ I have reviewed the applicable state and federal laws and have concluded that I am required by the laws of 15 or more states to register as an investment adviser with the *state securities authorities* in those states.

☐ I undertake to withdraw from SEC registration if I file an amendment to this registration indicating that I would be required by the laws of fewer than 15 states to register as an investment adviser with the *state securities authorities* of those states.

If you are submitting your *annual updating amendment*, you must make this representation:

☐ Within 90 days prior to the date of filing this amendment, I have reviewed the applicable state and federal laws and have concluded that I am required by the laws of at least 15 states to register as an investment adviser with the *state securities authorities* in those states.

SECTION 2.A.(11) Internet Adviser

If you are relying on rule 203A-2(e), the Internet adviser exemption from the prohibition on registration, you are required to make a representation about your eligibility for SEC registration. By checking the appropriate box, you will be deemed to have made the required representation.

If you are applying for registration as an investment adviser with the SEC or changing your existing Item 2 response regarding your eligibility for SEC registration, you must make this representation:

☐ I will provide investment advice on an ongoing basis to more than one client exclusively through an *operational interactive website*.

If you are filing an annual updating amendment to your existing registration and are continuing to rely on the Internet adviser exemption for SEC registration, you must make this representation:

☐ I have provided and will continue to provide investment advice on an ongoing basis to more than one client exclusively through an *operational interactive website*.

SECTION 2.A.(12) SEC Exemptive *Order*

If you are relying upon an SEC *order* exempting you from the prohibition on registration, provide the following information:

Application Number:

803-

Date of *order*:

Item 3 Form of Organization

If you are filing an *umbrella registration*, the information in Item 3 should be provided for the *filing adviser* only.

A. How are you organized?

- ○ Corporation
- ○ Sole Proprietorship
- ○ Limited Liability Partnership (LLP)
- ○ Partnership
- ◉ Limited Liability Company (LLC)
- ○ Limited Partnership (LP)
- ○ Other (specify):

If you are changing your response to this Item, see Part 1A Instruction 4.

B. In what month does your fiscal year end each year?
DECEMBER

C. Under the laws of what state or country are you organized?

State	Country
California	United States

If you are a partnership, provide the name of the state or country under whose laws your partnership was formed. If you are a sole proprietor, provide the name of the state or country where you reside.

If you are changing your response to this Item, see Part 1A Instruction 4.

Item 4 Successions

	Yes	No
A. Are you, at the time of this filing, succeeding to the business of a registered investment adviser, including, for example, a change of your structure or legal status (e.g., form of organization or state of incorporation)?	○	◉

If "yes", complete Item 4.B. and Section 4 of Schedule D.

B. Date of Succession: (MM/DD/YYYY)

If you have already reported this succession on a previous Form ADV filing, do not report the succession again. Instead, check "No." See Part 1A Instruction 4.

SECTION 4 Successions

No Information Filed

Item 5 Information About Your Advisory Business - Employees, Clients, and Compensation

Responses to this Item help us understand your business, assist us in preparing for on-site examinations, and provide us with data we use when making regulatory policy. Part 1A Instruction 5.a. provides additional guidance to newly formed advisers for completing this Item 5.

Employees

If you are organized as a sole proprietorship, include yourself as an employee in your responses to Item 5.A. and Items 5.B.(1), (2), (3), (4), and (5). If an employee performs more than one function, you should count that employee in each of your responses to Items 5.B.(1), (2), (3), (4), and (5).

A. Approximately how many *employees* do you have? Include full- and part-time *employees* but do not include any clerical workers.

3

B. (1) Approximately how many of the *employees* reported in 5.A. perform investment advisory functions (including research)?

2

(2) Approximately how many of the *employees* reported in 5.A. are registered representatives of a broker-dealer?

0

(3) Approximately how many of the *employees* reported in 5.A. are registered with one or more *state securities authorities* as *investment adviser representatives*?

2

(4) Approximately how many of the *employees* reported in 5.A. are registered with one or more *state securities authorities* as *investment adviser representatives* for an investment adviser other than you?

0

(5) Approximately how many of the *employees* reported in 5.A. are licensed agents of an insurance company or agency?

0

(6) Approximately how many firms or other *persons* solicit advisory *clients* on your behalf?

0

In your response to Item 5.B.(6), do not count any of your employees and count a firm only once – do not count each of the firm's employees that solicit on your behalf.

Clients

In your responses to Items 5.C. and 5.D. do not include as "clients" the investors in a private fund you advise, unless you have a separate advisory relationship with those investors.

C. (1) To approximately how many *clients* for whom you do not have regulatory assets under management did you provide investment advisory services

during your most recently completed fiscal year?

0

(2) Approximately what percentage of your *clients* are non-*United States persons*?

0%

D. *For purposes of this Item 5.D., the category "individuals" includes trusts, estates, and 401(k) plans and IRAs of individuals and their family members, but does not include businesses organized as sole proprietorships.*
The category "business development companies" consists of companies that have made an election pursuant to section 54 of the Investment Company Act of 1940. Unless you provide advisory services pursuant to an investment advisory contract to an investment company registered under the Investment Company Act of 1940, do not answer (1)(d) or (3)(d) below.

Indicate the approximate number of your *clients* and amount of your total regulatory assets under management (reported in Item 5.F. below) attributable to each of the following type of *client*. If you have fewer than 5 *clients* in a particular category (other than (d), (e), and (f)) you may check Item 5.D.(2) rather than respond to Item 5.D.(1).

The aggregate amount of regulatory assets under management reported in Item 5.D.(3) should equal the total amount of regulatory assets under management reported in Item 5.F.(2)(c) below.

If a *client* fits into more than one category, select one category that most accurately represents the *client* to avoid double counting *clients* and assets. If you advise a registered investment company, business development company, or pooled investment vehicle, report those assets in categories (d), (e), and (f) as applicable.

Type of *Client*	**(1) Number of *Client(s)***	**(2) Fewer than 5 *Clients***	**(3) Amount of Regulatory Assets under Management**
(a) Individuals (other than *high net worth individuals*)		☑	$ 0
(b) *High net worth individuals*		☑	$ 0
(c) Banking or thrift institutions		☑	$ 0
(d) Investment companies	0		$ 0
(e) Business development companies	0		$ 0
(f) Pooled investment vehicles (other than investment companies and business development companies)	0		$ 0
(g) Pension and profit sharing plans (but not the plan participants or government pension plans)		☑	$ 0
(h) Charitable organizations		☑	$ 0
(i) State or municipal *government entities* (including government pension plans)	19	☐	$ 383,000,000
(j) Other investment advisers		☑	$ 0
(k) Insurance companies		☑	$ 0
(l) Sovereign wealth funds and foreign official institutions		☑	$ 0
(m) Corporations or other businesses not listed above		☑	$ 0
(n) Other: LOCAL MUNICIPALITIES		☑	$ 0

Compensation Arrangements

E. You are compensated for your investment advisory services by (check all that apply):

- ☑ (1) A percentage of assets under your management
- ☑ (2) Hourly charges
- ☐ (3) Subscription fees (for a newsletter or periodical)
- ☑ (4) Fixed fees (other than subscription fees)
- ☐ (5) Commissions
- ☐ (6) *Performance-based fees*
- ☐ (7) Other (specify):

Item 5 Information About Your Advisory Business - Regulatory Assets Under Management

Regulatory Assets Under Management

	Yes	**No**
F. (1) Do you provide continuous and regular supervisory or management services to securities portfolios?	◉	○

(2) If yes, what is the amount of your regulatory assets under management and total number of accounts?

	U.S. Dollar Amount	Total Number of Accounts
Discretionary:	(a) $ 0	(d) 0
Non-Discretionary:	(b) $ 383,000,000	(e) 19
Total:	(c) $ 383,000,000	(f) 19

Part 1A Instruction 5.b. explains how to calculate your regulatory assets under management. You must follow these instructions carefully when completing this Item.

(3) What is the approximate amount of your total regulatory assets under management (reported in Item 5.F.(2)(c) above) attributable to *clients* who are non-*United States persons*?

$ 0

Item 5 Information About Your Advisory Business - Advisory Activities

Advisory Activities

G. What type(s) of advisory services do you provide? Check all that apply.

- ☐ (1) Financial planning services
- ☐ (2) Portfolio management for individuals and/or small businesses
- ☐ (3) Portfolio management for investment companies (as well as "business development companies" that have made an election pursuant to section 54 of the Investment Company Act of 1940)
- ☐ (4) Portfolio management for pooled investment vehicles (other than investment companies)
- ☐ (5) Portfolio management for businesses (other than small businesses) or institutional *clients* (other than registered investment companies and other pooled investment vehicles)
- ☐ (6) Pension consulting services
- ☐ (7) Selection of other advisers (including *private fund* managers)
- ☐ (8) Publication of periodicals or newsletters
- ☐ (9) Security ratings or pricing services
- ☐ (10) Market timing services
- ☐ (11) Educational seminars/workshops
- ☑ (12) Other(specify): PORTFOLIO MANAGEMENT FOR SMALL GOVERNMENT AGENCIES, CONSULTING SERVICES

Do not check Item 5.G.(3) unless you provide advisory services pursuant to an investment advisory contract to an investment company registered under the Investment Company Act of 1940, including as a subadviser. If you check Item 5.G.(3), report the 811 or 814 number of the investment company or investment companies to which you provide advice in Section 5.G.(3) of Schedule D.

H. If you provide financial planning services, to how many *clients* did you provide these services during your last fiscal year?

- ◉ 0
- ○ 1 - 10
- ○ 11 - 25
- ○ 26 - 50
- ○ 51 - 100
- ○ 101 - 250
- ○ 251 - 500
- ○ More than 500

If more than 500, how many?
(round to the nearest 500)

In your responses to this Item 5.H., do not include as "clients" the investors in a private fund you advise, unless you have a separate advisory relationship with those investors.

	Yes	No
I. (1) Do you participate in a *wrap fee program*?	○	◉

(2) If you participate in a *wrap fee program*, what is the amount of your regulatory assets under management attributable to acting as:

(a) *sponsor* to a *wrap fee program*
$

(b) portfolio manager for a *wrap fee program*?
$

(c) *sponsor* to and portfolio manager for the same *wrap fee program*?
$

If you report an amount in Item 5.I.(2)(c), do not report that amount in Item 5.I.(2)(a) or Item 5.I.(2)(b).

If you are a portfolio manager for a wrap fee program, list the names of the programs, their sponsors and related information in Section 5.I.(2) of Schedule D.

If your involvement in a wrap fee program is limited to recommending wrap fee programs to your clients, or you advise a mutual fund that is offered through a wrap fee program, do not check Item 5.I.(1) or enter any amounts in response to Item 5.I.(2).

	Yes	No
J. (1) In response to Item 4.B. of Part 2A of Form ADV, do you indicate that you provide investment advice only with respect to limited types of investments?	◉	○
(2) Do you report *client* assets in Item 4.E. of Part 2A that are computed using a different method than the method used to compute your regulatory assets under management?	○	◉

K. Separately Managed Account *Clients*

Yes No

(1) Do you have regulatory assets under management attributable to *clients* other than those listed in Item 5.D.(3)(d)-(f) (separately managed account *clients*)? ◉ ○

If yes, complete Section 5.K.(1) of Schedule D.

(2) Do you engage in borrowing transactions on behalf of any of the separately managed account *clients* that you advise? ○ ◉

If yes, complete Section 5.K.(2) of Schedule D.

(3) Do you engage in derivative transactions on behalf of any of the separately managed account *clients* that you advise? ○ ◉

If yes, complete Section 5.K.(2) of Schedule D.

(4) After subtracting the amounts in Item 5.D.(3)(d)-(f) above from your total regulatory assets under management, does any custodian hold ten percent or more of this remaining amount of regulatory assets under management? ○ ◉

If yes, complete Section 5.K.(3) of Schedule D for each custodian.

L. Marketing Activities

	Yes	No
(1) Do any of your *advertisements* include:		
(a) Performance results?	○	◉
(b) A reference to specific investment advice provided by you (as that phrase is used in rule 206(4)-1(a)(5))?	○	◉
(c) *Testimonials* (other than those that satisfy rule 206(4)-1(b)(4)(ii))?	○	◉
(d) *Endorsements* (other than those that satisfy rule 206(4)-1(b)(4)(ii))?	○	◉
(e) *Third-party ratings*?	○	◉
(2) If you answer "yes" to L(1)(c), (d), or (e) above, do you pay or otherwise provide cash or non-cash compensation, directly or indirectly, in connection with the use of *testimonials*, *endorsements*, or *third-party ratings*?	○	◉
(3) Do any of your *advertisements* include *hypothetical performance* ?	○	◉
(4) Do any of your *advertisements* include *predecessor performance* ?	○	◉

SECTION 5.G.(3) Advisers to Registered Investment Companies and Business Development Companies

No Information Filed

SECTION 5.I.(2) *Wrap Fee Programs*

No Information Filed

SECTION 5.K.(1) Separately Managed Accounts

After subtracting the amounts reported in Item 5.D.(3)(d)-(f) from your total regulatory assets under management, indicate the approximate percentage of this remaining amount attributable to each of the following categories of assets. If the remaining amount is at least $10 billion in regulatory assets under management, complete Question (a). If the remaining amount is less than $10 billion in regulatory assets under management, complete Question (b).

Any regulatory assets under management reported in Item 5.D.(3)(d), (e), and (f) should not be reported below.

If you are a subadviser to a separately managed account, you should only provide information with respect to the portion of the account that you subadvise.

End of year refers to the date used to calculate your regulatory assets under management for purposes of your *annual updating amendment* . Mid-year is the date six months before the end of year date. Each column should add up to 100% and numbers should be rounded to the nearest percent.

Investments in derivatives, registered investment companies, business development companies, and pooled investment vehicles should be reported in those categories. Do not report those investments based on related or underlying portfolio assets. Cash equivalents include bank deposits, certificates of deposit, bankers' acceptances and similar bank instruments.

Some assets could be classified into more than one category or require discretion about which category applies. You may use your own internal methodologies and the conventions of your service providers in determining how to categorize assets, so long as the methodologies or conventions are consistently applied and consistent with information you report internally and to current and prospective clients. However, you should not double count assets, and your responses must be consistent with any instructions or other guidance relating to this Section.

(a)

Asset Type	Mid-year	End of year
(i) Exchange-Traded Equity Securities	%	%
(ii) Non Exchange-Traded Equity Securities	%	%
(iii) U.S. Government/Agency Bonds	%	%
(iv) U.S. State and Local Bonds	%	%
(v) *Sovereign Bonds*	%	%
(vi) Investment Grade Corporate Bonds	%	%
(vii) Non-Investment Grade Corporate Bonds	%	%
(viii) Derivatives	%	%
(ix) Securities Issued by Registered Investment Companies or Business Development Companies	%	%
(x) Securities Issued by Pooled Investment Vehicles (other than Registered Investment Companies or Business Development Companies)	%	%
(xi) Cash and Cash Equivalents	%	%
(xii) Other	%	%

Generally describe any assets included in "Other"

(b)

Asset Type	End of year
(i) Exchange-Traded Equity Securities	0 %
(ii) Non Exchange-Traded Equity Securities	0 %
(iii) U.S. Government/Agency Bonds	60 %
(iv) U.S. State and Local Bonds	2 %
(v) *Sovereign Bonds*	0 %
(vi) Investment Grade Corporate Bonds	3 %
(vii) Non-Investment Grade Corporate Bonds	0 %
(viii) Derivatives	0 %
(ix) Securities Issued by Registered Investment Companies or Business Development Companies	0 %
(x) Securities Issued by Pooled Investment Vehicles (other than Registered Investment Companies or Business Development Companies)	20 %
(xi) Cash and Cash Equivalents	5 %
(xii) Other	10 %

Generally describe any assets included in "Other"
CERTIFICATES OF DEPOSIT

SECTION 5.K.(2) Separately Managed Accounts - Use of *Borrowings*and Derivatives

☑ **No information is required to be reported in this Section 5.K.(2) per the instructions of this Section 5.K.(2)**

If your regulatory assets under management attributable to separately managed accounts are at least $10 billion, you should complete Question (a). If your regulatory assets under management attributable to separately managed accounts are at least $500 million but less than $10 billion, you should complete Question (b).

(a) In the table below, provide the following information regarding the separately managed accounts you advise. If you are a subadviser to a separately managed account, you should only provide information with respect to the portion of the account that you subadvise. End of year refers to the date used to calculate your regulatory assets under management for purposes of your *annual updating amendment*. Mid-year is the date six months before the end of year date.

In column 1, indicate the regulatory assets under management attributable to separately managed accounts associated with each level of gross notional exposure. For purposes of this table, the gross notional exposure of an account is the percentage obtained by dividing (i) the sum of (a) the dollar amount of any *borrowings* and (b) the *gross notional value* of all derivatives, by (ii) the regulatory assets under management of the account.

In column 2, provide the dollar amount of *borrowings* for the accounts included in column 1.

In column 3, provide aggregate *gross notional value* of derivatives divided by the aggregate regulatory assets under management of the accounts included in column 1 with respect to each category of derivatives specified in 3(a) through (f).

You may, but are not required to, complete the table with respect to any separately managed account with regulatory assets under management of less than $10,000,000.

Any regulatory assets under management reported in Item 5.D.(3)(d), (e), and (f) should not be reported below.

(i) Mid-Year

Gross Notional Exposure	(1) Regulatory Assets Under Management	(2) *Borrowings*	(3) Derivative Exposures					
			(a) *Interest Rate Derivative*	(b) *Foreign Exchange Derivative*	(c) *Credit Derivative*	(d) *Equity Derivative*	(e) *Commodity Derivative*	(f) *Other Derivative*
Less than 10%	$	$	%	%	%	%	%	%
10-149%	$	$	%	%	%	%	%	%
150% or more	$	$	%	%	%	%	%	%

Optional: Use the space below to provide a narrative description of the strategies and/or manner in which *borrowings* and derivatives are used in the management of the separately managed accounts that you advise.

(ii) End of Year

Gross Notional Exposure	(1) Regulatory Assets Under Management	(2) *Borrowings*	(3) Derivative Exposures					
			(a) *Interest Rate Derivative*	(b) *Foreign Exchange Derivative*	(c) *Credit Derivative*	(d) *Equity Derivative*	(e) *Commodity Derivative*	(f) *Other Derivative*
Less than 10%	$	$	%	%	%	%	%	%
10-149%	$	$	%	%	%	%	%	%
150% or more	$	$	%	%	%	%	%	%

Optional: Use the space below to provide a narrative description of the strategies and/or manner in which *borrowings* and derivatives are used in the management of the separately managed accounts that you advise.

(b) In the table below, provide the following information regarding the separately managed accounts you advise as of the date used to calculate your regulatory assets under management for purposes of your *annual updating amendment*. If you are a subadviser to a separately managed account, you should only provide information with respect to the portion of the account that you subadvise.

In column 1, indicate the regulatory assets under management attributable to separately managed accounts associated with each level of gross notional exposure. For purposes of this table, the gross notional exposure of an account is the percentage obtained by dividing (i) the sum of (a) the dollar amount of any *borrowings* and (b) the *gross notional value* of all derivatives, by (ii) the regulatory assets under management of the account.

In column 2, provide the dollar amount of *borrowings* for the accounts included in column 1.

You may, but are not required to, complete the table with respect to any separately managed accounts with regulatory assets under management of less than $10,000,000.

Any regulatory assets under management reported in Item 5.D.(3)(d), (e), and (f) should not be reported below.

Gross Notional Exposure	(1) Regulatory Assets Under Management	(2) *Borrowings*
Less than 10%	$	$
10-149%	$	$
150% or more	$	$

Optional: Use the space below to provide a narrative description of the strategies and/or manner in which *borrowings* and derivatives are used in the management of the separately managed accounts that you advise.

SECTION 5.K.(3) Custodians for Separately Managed Accounts

No Information Filed

Item 6 Other Business Activities

In this Item, we request information about your firm's other business activities.

A. You are actively engaged in business as a (check all that apply):

- ☐ (1) broker-dealer (registered or unregistered)
- ☐ (2) registered representative of a broker-dealer
- ☐ (3) commodity pool operator or commodity trading advisor (whether registered or exempt from registration)
- ☐ (4) futures commission merchant
- ☐ (5) real estate broker, dealer, or agent
- ☐ (6) insurance broker or agent
- ☐ (7) bank (including a separately identifiable department or division of a bank)
- ☐ (8) trust company
- ☐ (9) registered municipal advisor
- ☐ (10) registered security-based swap dealer
- ☐ (11) major security-based swap participant
- ☐ (12) accountant or accounting firm
- ☐ (13) lawyer or law firm
- ☐ (14) other financial product salesperson (specify):

If you engage in other business using a name that is different from the names reported in Items 1.A. or 1.B.(1), complete Section 6.A. of Schedule D.

		Yes	No
B. (1)	Are you actively engaged in any other business not listed in Item 6.A. (other than giving investment advice)?	○	◉
(2)	If yes, is this other business your primary business?	○	○

If "yes," describe this other business on Section 6.B.(2) of Schedule D, and if you engage in this business under a different name, provide that name.

		Yes	No
(3)	Do you sell products or provide services other than investment advice to your advisory *clients*?	○	◉

If "yes," describe this other business on Section 6.B.(3) of Schedule D, and if you engage in this business under a different name, provide that name.

SECTION 6.A. Names of Your Other Businesses

No Information Filed

SECTION 6.B.(2) Description of Primary Business

Describe your primary business (not your investment advisory business):

If you engage in that business under a different name, provide that name:

SECTION 6.B.(3) Description of Other Products and Services

Describe other products or services you sell to your *client*. You may omit products and services that you listed in Section 6.B.(2) above.

If you engage in that business under a different name, provide that name:

Item 7 Financial Industry Affiliations

In this Item, we request information about your financial industry affiliations and activities. This information identifies areas in which conflicts of interest may occur between you and your *clients*.

A. This part of Item 7 requires you to provide information about you and your *related persons*, including foreign affiliates. Your *related persons* are all of your *advisory affiliates* and any *person* that is under common *control* with you.

You have a *related person* that is a (check all that apply):

- ☐ (1) broker-dealer, municipal securities dealer, or government securities broker or dealer (registered or unregistered)
- ☐ (2) other investment adviser (including financial planners)
- ☐ (3) registered municipal advisor
- ☐ (4) registered security-based swap dealer
- ☐ (5) major security-based swap participant
- ☐ (6) commodity pool operator or commodity trading advisor (whether registered or exempt from registration)
- ☐ (7) futures commission merchant
- ☐ (8) banking or thrift institution
- ☐ (9) trust company
- ☐ (10) accountant or accounting firm
- ☐ (11) lawyer or law firm
- ☐ (12) insurance company or agency
- ☐ (13) pension consultant
- ☐ (14) real estate broker or dealer
- ☐ (15) sponsor or syndicator of limited partnerships (or equivalent), excluding pooled investment vehicles

☐ (16) sponsor, general partner, managing member (or equivalent) of pooled investment vehicles

Note that Item 7.A. should not be used to disclose that some of your employees perform investment advisory functions or are registered representatives of a broker-dealer. The number of your firm's employees who perform investment advisory functions should be disclosed under Item 5.B.(1). The number of your firm's employees who are registered representatives of a broker-dealer should be disclosed under Item 5.B.(2).

Note that if you are filing an umbrella registration, you should not check Item 7.A.(2) with respect to your relying advisers, and you do not have to complete Section 7.A. in Schedule D for your relying advisers. You should complete a Schedule R for each relying adviser.

For each related person, including foreign affiliates that may not be registered or required to be registered in the United States, complete Section 7.A. of Schedule D.

You do not need to complete Section 7.A. of Schedule D for any related person if: (1) you have no business dealings with the related person in connection with advisory services you provide to your clients; (2) you do not conduct shared operations with the related person; (3) you do not refer clients or business to the related person, and the related person does not refer prospective clients or business to you; (4) you do not share supervised persons or premises with the related person; and (5) you have no reason to believe that your relationship with the related person otherwise creates a conflict of interest with your clients.

You must complete Section 7.A. of Schedule D for each related person acting as qualified custodian in connection with advisory services you provide to your clients (other than any mutual fund transfer agent pursuant to rule 206(4)-2(b)(1)), regardless of whether you have determined the related person to be operationally independent under rule 206(4)-2 of the Advisers Act.

SECTION 7.A. Financial Industry Affiliations

No Information Filed

Item 7 *Private Fund* Reporting

	Yes	No
B. Are you an adviser to any *private fund*?	○	◉

If "yes," then for each private fund that you advise, you must complete a Section 7.B.(1) of Schedule D, except in certain circumstances described in the next sentence and in Instruction 6 of the Instructions to Part 1A. If you are registered or applying for registration with the SEC or reporting as an SEC exempt reporting adviser, and another SEC-registered adviser or SEC exempt reporting adviser reports this information with respect to any such private fund in Section 7.B.(1) of Schedule D of its Form ADV (e.g., if you are a subadviser), do not complete Section 7.B.(1) of Schedule D with respect to that private fund. You must, instead, complete Section 7.B.(2) of Schedule D.

In either case, if you seek to preserve the anonymity of a private fund client by maintaining its identity in your books and records in numerical or alphabetical code, or similar designation, pursuant to rule 204-2(d), you may identify the private fund in Section 7.B.(1) or 7.B.(2) of Schedule D using the same code or designation in place of the fund's name.

SECTION 7.B.(1) *Private Fund* Reporting

No Information Filed

SECTION 7.B.(2) *Private Fund* Reporting

No Information Filed

Item 8 Participation or Interest in *Client* Transactions

In this Item, we request information about your participation and interest in your *clients*' transactions. This information identifies additional areas in which conflicts of interest may occur between you and your *clients*. Newly-formed advisers should base responses to these questions on the types of participation and interest that you expect to engage in during the next year.

Like Item 7, Item 8 requires you to provide information about you and your *related persons*, including foreign affiliates.

Proprietary Interest in *Client* Transactions

A. Do you or any *related person*:	Yes	No
(1) buy securities for yourself from advisory *clients*, or sell securities you own to advisory *clients* (principal transactions)?	○	◉
(2) buy or sell for yourself securities (other than shares of mutual funds) that you also recommend to advisory *clients*?	○	◉
(3) recommend securities (or other investment products) to advisory *clients* in which you or any *related person* has some other proprietary (ownership) interest (other than those mentioned in Items 8.A.(1) or (2))?	○	◉

Sales Interest in *Client* Transactions

B. Do you or any *related person*:	Yes	No

(1) as a broker-dealer or registered representative of a broker-dealer, execute securities trades for brokerage customers in which advisory *client* securities are sold to or bought from the brokerage customer (agency cross transactions)? ○ ◉

(2) recommend to advisory *clients*, or act as a purchaser representative for advisory *clients* with respect to, the purchase of securities for which you or any *related person* serves as underwriter or general or managing partner? ○ ◉

(3) recommend purchase or sale of securities to advisory *clients* for which you or any *related person* has any other sales interest (other than the receipt of sales commissions as a broker or registered representative of a broker-dealer)? ○ ◉

Investment or Brokerage Discretion

		Yes	No
C.	Do you or any *related person* have *discretionary authority* to determine the:		
	(1) securities to be bought or sold for a *client's* account?	○	◉
	(2) amount of securities to be bought or sold for a *client's* account?	○	◉
	(3) broker or dealer to be used for a purchase or sale of securities for a *client's* account?	○	◉
	(4) commission rates to be paid to a broker or dealer for a *client's* securities transactions?	○	◉
D.	If you answer "yes" to C.(3) above, are any of the brokers or dealers *related persons*?	○	○
E.	Do you or any *related person* recommend brokers or dealers to *clients*?	○	◉
F.	If you answer "yes" to E. above, are any of the brokers or dealers *related persons*?	○	◉
G.	(1) Do you or any *related person* receive research or other products or services other than execution from a broker-dealer or a third party ("soft dollar benefits") in connection with *client* securities transactions?	○	◉
	(2) If "yes" to G.(1) above, are all the "soft dollar benefits" you or any *related persons* receive eligible "research or brokerage services" under section 28(e) of the Securities Exchange Act of 1934?	○	◉
H.	(1) Do you or any *related person*, directly or indirectly, compensate any *person* that is not an *employee* for *client* referrals?	○	◉
	(2) Do you or any *related person*, directly or indirectly, provide any *employee* compensation that is specifically related to obtaining *clients* for the firm (cash or non-cash compensation in addition to the *employee's* regular salary)?	○	◉
I.	Do you or any *related person*, including any *employee*, directly or indirectly, receive compensation from any *person* (other than you or any *related person*) for *client* referrals?	○	◉

In your response to Item 8.I., do not include the regular salary you pay to an employee.

In responding to Items 8.H. and 8.I., consider all cash and non-cash compensation that you or a related person gave to (in answering Item 8.H.) or received from (in answering Item 8.I.) any person in exchange for client referrals, including any bonus that is based, at least in part, on the number or amount of client referrals.

Item 9 Custody

In this Item, we ask you whether you or a *related person* has *custody* of *client* (other than *clients* that are investment companies registered under the Investment Company Act of 1940) assets and about your custodial practices.

		Yes	No
A.	(1) Do you have *custody* of any advisory *clients'*:		
	(a) cash or bank accounts?	○	◉
	(b) securities?	○	◉

If you are registering or registered with the SEC, answer "No" to Item 9.A.(1)(a) and (b) if you have custody solely because (i) you deduct your advisory fees directly from your clients' accounts, or (ii) a related person has custody of client assets in connection with advisory services you provide to clients, but you have overcome the presumption that you are not operationally independent (pursuant to Advisers Act rule 206(4)-2(d)(5)) from the related person.

(2) If you checked "yes" to Item 9.A.(1)(a) or (b), what is the approximate amount of *client* funds and securities and total number of *clients* for which you have *custody*:

U.S. Dollar Amount	Total Number of *Clients*
(a) $	(b)

If you are registering or registered with the SEC and you have custody solely because you deduct your advisory fees directly from your clients' accounts, do not include the amount of those assets and the number of those clients in your response to Item 9.A.(2). If your related person has custody of client assets in connection with advisory services you provide to clients, do not include the amount of those assets and number of those clients in your response to 9.A.(2). Instead, include that information in your response to Item 9.B.(2).

		Yes	No
B.	(1) In connection with advisory services you provide to *clients*, do any of your *related persons* have *custody* of any of your advisory *clients'*:		
	(a) cash or bank accounts?	○	◉
	(b) securities?	○	◉

You are required to answer this item regardless of how you answered Item 9.A.(1)(a) or (b).

(2) If you checked "yes" to Item 9.B.(1)(a) or (b), what is the approximate amount of *client* funds and securities and total number of *clients* for which your *related persons* have *custody*:

U.S. Dollar Amount	Total Number of *Clients*
(a) $	(b)

C. If you or your *related persons* have *custody* of *client* funds or securities in connection with advisory services you provide to *clients*, check all the following that apply:

(1) A qualified custodian(s) sends account statements at least quarterly to the investors in the pooled investment vehicle(s) you manage. ☐

(2) An *independent public accountant* audits annually the pooled investment vehicle(s) that you manage and the audited financial statements are distributed to the investors in the pools. ☐

(3) An *independent public accountant* conducts an annual surprise examination of *client* funds and securities. ☐

(4) An *independent public accountant* prepares an internal control report with respect to custodial services when you or your *related persons* are qualified custodians for *client* funds and securities. ☐

If you checked Item 9.C.(2), C.(3) or C.(4), list in Section 9.C. of Schedule D the accountants that are engaged to perform the audit or examination or prepare an internal control report. (If you checked Item 9.C.(2), you do not have to list auditor information in Section 9.C. of Schedule D if you already provided this information with respect to the private funds you advise in Section 7.B.(1) of Schedule D).

D. Do you or your *related person(s)* act as qualified custodians for your *clients* in connection with advisory services you provide to *clients*?

	Yes	No
(1) you act as a qualified custodian	○	◉
(2) your *related person(s)* act as qualified custodian(s)	○	◉

If you checked "yes" to Item 9.D.(2), all related persons that act as qualified custodians (other than any mutual fund transfer agent pursuant to rule 206(4)-2(b)(1)) must be identified in Section 7.A. of Schedule D, regardless of whether you have determined the related person to be operationally independent under rule 206(4)-2 of the Advisers Act.

E. If you are filing your *annual updating amendment* and you were subject to a surprise examination by an *independent public accountant* during your last fiscal year, provide the date (MM/YYYY) the examination commenced:

F. If you or your *related persons* have *custody* of *client* funds or securities, how many *persons*, including, but not limited to, you and your *related persons,* act as qualified custodians for your *clients* in connection with advisory services you provide to *clients?*

SECTION 9.C. *Independent Public Accountant*

No Information Filed

Item 10 Control Persons

In this Item, we ask you to identify every *person* that, directly or indirectly, *controls* you. If you are filing an *umbrella registration*, the information in Item 10 should be provided for the *filing adviser* only.

If you are submitting an initial application or report, you must complete Schedule A and Schedule B. Schedule A asks for information about your direct owners and executive officers. Schedule B asks for information about your indirect owners. If this is an amendment and you are updating information you reported on either Schedule A or Schedule B (or both) that you filed with your initial application or report, you must complete Schedule C.

	Yes	No
A. Does any *person* not named in Item 1.A. or Schedules A, B, or C, directly or indirectly, *control* your management or policies?	○	◉

If yes, complete Section 10.A. of Schedule D.

B. If any *person* named in Schedules A, B, or C or in Section 10.A. of Schedule D is a public reporting company under Sections 12 or 15(d) of the Securities Exchange Act of 1934, please complete Section 10.B. of Schedule D.

SECTION 10.A. *Control Persons*

No Information Filed

SECTION 10.B. *Control Person* Public Reporting Companies

No Information Filed

Item 11 Disclosure Information

In this Item, we ask for information about your disciplinary history and the disciplinary history of all your *advisory affiliates*. We use this information to determine whether to grant your application for registration, to decide whether to revoke your registration or to place limitations on your activities as an investment adviser, and to identify potential problem areas to focus on during our on-site examinations. One event may result in "yes" answers to more than one of the questions below. In accordance with General Instruction 5 to Form ADV, "you" and "your" include the *filing adviser* and all *relying advisers* under an *umbrella registration*.

Your *advisory affiliates* are: (1) all of your current *employees* (other than *employees* performing only clerical, administrative, support or similar functions); (2) all of your officers, partners, or directors (or any *person* performing similar functions); and (3) all *persons* directly or indirectly *controlling* you or *controlled* by you. If you are a "separately identifiable department or division" (SID) of a bank, see the Glossary of Terms to determine who your *advisory affiliates* are.

If you are registered or registering with the SEC or if you are an exempt reporting adviser, you may limit your disclosure of any event listed in Item 11 to ten years following the date of the event. If you are registered or registering with a state, you must respond to the questions as posed; you may, therefore, limit your disclosure to ten years following the date of an event only in responding to Items 11.A.(1), 11.A.(2), 11.B.(1), 11.B.(2), 11.D.(4), and 11.H.(1)(a). For purposes of calculating this ten-year period, the date of an event is the date the final order, judgment, or decree was entered, or the date any rights of appeal from preliminary orders, judgments, or decrees lapsed.

You must complete the appropriate Disclosure Reporting Page ("DRP") for "yes" answers to the questions in this Item 11.

	Yes	No
Do any of the events below involve you or any of your *supervised persons*?	○	◉

For "yes" answers to the following questions, complete a Criminal Action DRP:

A. In the past ten years, have you or any *advisory affiliate*:	Yes	No
(1) been convicted of or pled guilty or nolo contendere ("no contest") in a domestic, foreign, or military court to any *felony*?	○	◉
(2) been *charged* with any *felony*?	○	◉

If you are registered or registering with the SEC, or if you are reporting as an exempt reporting adviser, you may limit your response to Item 11.A.(2) to charges that are currently pending.

B. In the past ten years, have you or any *advisory affiliate*:		
(1) been convicted of or pled guilty or nolo contendere ("no contest") in a domestic, foreign, or military court to a *misdemeanor* involving: investments or an *investment-related* business, or any fraud, false statements, or omissions, wrongful taking of property, bribery, perjury, forgery, counterfeiting, extortion, or a conspiracy to commit any of these offenses?	○	◉
(2) been *charged* with a *misdemeanor* listed in Item 11.B.(1)?	○	◉

If you are registered or registering with the SEC, or if you are reporting as an exempt reporting adviser, you may limit your response to Item 11.B.(2) to charges that are currently pending.

For "yes" answers to the following questions, complete a Regulatory Action DRP:

C. Has the SEC or the Commodity Futures Trading Commission (CFTC) ever:	Yes	No
(1) *found* you or any *advisory affiliate* to have made a false statement or omission?	○	◉
(2) *found* you or any *advisory affiliate* to have been *involved* in a violation of SEC or CFTC regulations or statutes?	○	◉
(3) *found* you or any *advisory affiliate* to have been a cause of an *investment-related* business having its authorization to do business denied, suspended, revoked, or restricted?	○	◉
(4) entered an *order* against you or any *advisory affiliate* in connection with *investment-related* activity?	○	◉
(5) imposed a civil money penalty on you or any *advisory affiliate*, or *ordered* you or any *advisory affiliate* to cease and desist from any activity?	○	◉
D. Has any other federal regulatory agency, any state regulatory agency, or any *foreign financial regulatory authority*:		
(1) ever *found* you or any *advisory affiliate* to have made a false statement or omission, or been dishonest, unfair, or unethical?	○	◉
(2) ever *found* you or any *advisory affiliate* to have been *involved* in a violation of *investment-related* regulations or statutes?	○	◉
(3) ever *found* you or any *advisory affiliate* to have been a cause of an *investment-related* business having its authorization to do business denied, suspended, revoked, or restricted?	○	◉
(4) in the past ten years, entered an *order* against you or any *advisory affiliate* in connection with an *investment-related* activity?	○	◉
(5) ever denied, suspended, or revoked your or any *advisory affiliate's* registration or license, or otherwise prevented you or any *advisory affiliate*, by *order*, from associating with an *investment-related* business or restricted your or any *advisory affiliate's* activity?	○	◉
E. Has any *self-regulatory organization* or commodities exchange ever:		
(1) *found* you or any *advisory affiliate* to have made a false statement or omission?	○	◉
(2) *found* you or any *advisory affiliate* to have been *involved* in a violation of its rules (other than a violation designated as a "*minor rule violation*" under a plan approved by the SEC)?	○	◉
(3) *found* you or any *advisory affiliate* to have been the cause of an *investment-related* business having its authorization to do business denied, suspended, revoked, or restricted?	○	◉
(4) disciplined you or any *advisory affiliate* by expelling or suspending you or the *advisory affiliate* from membership, barring or suspending you or the *advisory affiliate* from association with other members, or otherwise restricting your or the *advisory affiliate's* activities?	○	◉

F. Has an authorization to act as an attorney, accountant, or federal contractor granted to you or any *advisory affiliate* ever been revoked or suspended? ○ ◉

G. Are you or any *advisory affiliate* now the subject of any regulatory *proceeding* that could result in a "yes" answer to any part of Item 11.C., 11.D., or 11.E.? ○ ◉

For "yes" answers to the following questions, complete a Civil Judicial Action DRP:

H.		Yes	No
(1)	Has any domestic or foreign court:		
	(a) in the past ten years, *enjoined* you or any *advisory affiliate* in connection with any *investment-related* activity?	○	◉
	(b) ever *found* that you or any *advisory affiliate* were *involved* in a violation of *investment-related* statutes or regulations?	○	◉
	(c) ever dismissed, pursuant to a settlement agreement, an *investment-related* civil action brought against you or any *advisory affiliate* by a state or *foreign financial regulatory authority*?	○	◉
(2)	Are you or any *advisory affiliate* now the subject of any civil *proceeding* that could result in a "yes" answer to any part of Item 11.H.(1)?	○	◉

Item 12 Small Businesses

The SEC is required by the Regulatory Flexibility Act to consider the effect of its regulations on small entities. In order to do this, we need to determine whether you meet the definition of "small business" or "small organization" under rule 0-7.

Answer this Item 12 only if you are registered or registering with the SEC **and** you indicated in response to Item 5.F.(2)(c) that you have regulatory assets under management of less than $25 million. You are not required to answer this Item 12 if you are filing for initial registration as a state adviser, amending a current state registration, or switching from SEC to state registration.

For purposes of this Item 12 only:

- Total Assets refers to the total assets of a firm, rather than the assets managed on behalf of *clients*. In determining your or another *person's* total assets, you may use the total assets shown on a current balance sheet (but use total assets reported on a consolidated balance sheet with subsidiaries included, if that amount is larger).
- *Control* means the power to direct or cause the direction of the management or policies of a *person*, whether through ownership of securities, by contract, or otherwise. Any *person* that directly or indirectly has the right to vote 25 percent or more of the voting securities, or is entitled to 25 percent or more of the profits, of another *person* is presumed to *control* the other *person*.

		Yes	No
A.	Did you have total assets of $5 million or more on the last day of your most recent fiscal year?	○	○

If "yes," you do not need to answer Items 12.B. and 12.C.

B.	Do you:		
(1)	*control* another investment adviser that had regulatory assets under management (calculated in response to Item 5.F.(2)(c) of Form ADV) of $25 million or more on the last day of its most recent fiscal year?	○	○
(2)	*control* another *person* (other than a natural person) that had total assets of $5 million or more on the last day of its most recent fiscal year?	○	○
C.	Are you:		
(1)	*controlled* by or under common *control* with another investment adviser that had regulatory assets under management (calculated in response to Item 5.F.(2)(c) of Form ADV) of $25 million or more on the last day of its most recent fiscal year?	○	○
(2)	*controlled* by or under common *control* with another *person* (other than a natural person) that had total assets of $5 million or more on the last day of its most recent fiscal year?	○	○

Schedule A

Direct Owners and Executive Officers

1. Complete Schedule A only if you are submitting an initial application or report. Schedule A asks for information about your direct owners and executive officers. Use Schedule C to amend this information.
2. Direct Owners and Executive Officers. List below the names of:
   (a) each Chief Executive Officer, Chief Financial Officer, Chief Operations Officer, Chief Legal Officer, Chief Compliance Officer(Chief Compliance Officer is required if you are registered or applying for registration and cannot be more than one individual), director, and any other individuals with similar status or functions;
   (b) if you are organized as a corporation, each shareholder that is a direct owner of 5% or more of a class of your voting securities, unless you are a public reporting company (a company subject to Section 12 or 15(d) of the Exchange Act);
   Direct owners include any *person* that owns, beneficially owns, has the right to vote, or has the power to sell or direct the sale of, 5% or more of a class of your voting securities. For purposes of this Schedule, a *person* beneficially owns any securities: (i) owned by his/her child, stepchild, grandchild, parent, stepparent, grandparent, spouse, sibling, mother-in-law, father-in-law, son-in-law, daughter-in-law, brother-in-law, or sister-in-law, sharing the same residence; or (ii) that he/she has the right to acquire, within 60 days, through the exercise of any option, warrant, or right to purchase the security.
   (c) if you are organized as a partnership, all general partners and those limited and special partners that have the right to receive upon dissolution, or have contributed, 5% or more of your capital;
   (d) in the case of a trust that directly owns 5% or more of a class of your voting securities, or that has the right to receive upon dissolution, or has

contributed, 5% or more of your capital, the trust and each trustee; and

(e) if you are organized as a limited liability company ("LLC"), (i) those members that have the right to receive upon dissolution, or have contributed, 5% or more of your capital, and (ii) if managed by elected managers, all elected managers.

3. Do you have any indirect owners to be reported on Schedule B? ○ Yes ◉ No

4. In the DE/FE/I column below, enter "DE" if the owner is a domestic entity, "FE" if the owner is an entity incorporated or domiciled in a foreign country, or "I" if the owner or executive officer is an individual.

5. Complete the Title or Status column by entering board/management titles; status as partner, trustee, sole proprietor, elected manager, shareholder, or member; and for shareholders or members, the class of securities owned (if more than one is issued).

6. Ownership codes are: NA - less than 5% B - 10% but less than 25% D - 50% but less than 75%
A - 5% but less than 10% C - 25% but less than 50% E - 75% or more

7. (a) In the *Control Person* column, enter "Yes" if the *person* has *control* as defined in the Glossary of Terms to Form ADV, and enter "No" if the *person* does not have *control*. Note that under this definition, most executive officers and all 25% owners, general partners, elected managers, and trustees are *control persons*.

(b) In the PR column, enter "PR" if the owner is a public reporting company under Sections 12 or 15(d) of the Exchange Act.

(c) Complete each column.

FULL LEGAL NAME (Individuals: Last Name, First Name, Middle Name)	DE/FE/I	Title or Status	Date Title or Status Acquired MM/YYYY	Ownership Code	*Control Person*	PR	*CRD* No. If None: S.S. No. and Date of Birth, IRS Tax No. or Employer ID No.
Bilby, David, Michael	I	CEO, CCO, PRESIDENT, OWNER	05/2022	E	Y	N	7561337
Michalik, Robert, Joseph	I	COO, EXECUTIVE VICE PRESIDENT, OWNER	05/2022	B	Y	N	7561351
Pfeifer, Christopher, Aaron	I	OWNER	05/2022	NA	N	N	7561373
NOLAN, RICHARD, GREGORY	I	OWNER	05/2022	NA	N	N	4374631

Schedule B

Indirect Owners

1. Complete Schedule B only if you are submitting an initial application or report. Schedule B asks for information about your indirect owners; you must first complete Schedule A, which asks for information about your direct owners. Use Schedule C to amend this information.

2. Indirect Owners. With respect to each owner listed on Schedule A (except individual owners), list below:

(a) in the case of an owner that is a corporation, each of its shareholders that beneficially owns, has the right to vote, or has the power to sell or direct the sale of, 25% or more of a class of a voting security of that corporation;

For purposes of this Schedule, a *person* beneficially owns any securities: (i) owned by his/her child, stepchild, grandchild, parent, stepparent, grandparent, spouse, sibling, mother-in-law, father-in-law, son-in-law, daughter-in-law, brother-in-law, or sister-in-law, sharing the same residence; or (ii) that he/she has the right to acquire, within 60 days, through the exercise of any option, warrant, or right to purchase the security.

(b) in the case of an owner that is a partnership, all general partners and those limited and special partners that have the right to receive upon dissolution, or have contributed, 25% or more of the partnership's capital;

(c) in the case of an owner that is a trust, the trust and each trustee; and

(d) in the case of an owner that is a limited liability company ("LLC"), (i) those members that have the right to receive upon dissolution, or have contributed, 25% or more of the LLC's capital, and (ii) if managed by elected managers, all elected managers.

3. Continue up the chain of ownership listing all 25% owners at each level. Once a public reporting company (a company subject to Sections 12 or 15(d) of the Exchange Act) is reached, no further ownership information need be given.

4. In the DE/FE/I column below, enter "DE" if the owner is a domestic entity, "FE" if the owner is an entity incorporated or domiciled in a foreign country, or "I" if the owner is an individual.

5. Complete the Status column by entering the owner's status as partner, trustee, elected manager, shareholder, or member; and for shareholders or members, the class of securities owned (if more than one is issued).

6. Ownership codes are: C - 25% but less than 50% E - 75% or more
D - 50% but less than 75% F - Other (general partner, trustee, or elected manager)

7. (a) In the *Control Person* column, enter "Yes" if the *person* has *control* as defined in the Glossary of Terms to Form ADV, and enter "No" if the *person* does not have *control*. Note that under this definition, most executive officers and all 25% owners, general partners, elected managers, and trustees are *control persons*.

(b) In the PR column, enter "PR" if the owner is a public reporting company under Sections 12 or 15(d) of the Exchange Act.

(c) Complete each column.

No Information Filed

Schedule D - Miscellaneous

You may use the space below to explain a response to an Item or to provide any other information.

This is an investment advisory firm that currently has two employees and nineteen clients. I anticipate amending this form with new information as it comes available.

Schedule R

No Information Filed

DRP Pages

CRIMINAL DISCLOSURE REPORTING PAGE (ADV)

No Information Filed

REGULATORY ACTION DISCLOSURE REPORTING PAGE (ADV)

No Information Filed

CIVIL JUDICIAL ACTION DISCLOSURE REPORTING PAGE (ADV)

No Information Filed

Arbitration DRPs

No Information Filed

Bond DRPs

No Information Filed

Judgment/Lien DRPs

No Information Filed

Part 1B Item 1 - State Registration

You must complete this Part 1B only if you are applying for registration, or are registered, as an investment adviser with any of the *state securities authorities*.

Complete this Item 1 if you are submitting an initial application for state registration or requesting additional state registration(s). Check the boxes next to the states to which you are submitting this application. If you are already registered with at least one state and are applying for registration with an additional state or states, check the boxes next to the states in which you are applying for registration. Do not check the boxes next to the states in which you are currently registered or where you have an application for registration pending.

Jurisdictions

☐ AL	☐ IL	☐ NE	☐ SC
☐ AK	☐ IN	☐ NV	☐ SD
☐ AZ	☐ IA	☐ NH	☐ TN
☐ AR	☐ KS	☐ NJ	☐ TX
☑ CA	☐ KY	☐ NM	☐ UT
☐ CO	☐ LA	☐ NY	☐ VT
☐ CT	☐ ME	☐ NC	☐ VI
☐ DE	☐ MD	☐ ND	☐ VA
☐ DC	☐ MA	☐ OH	☐ WA
☐ FL	☐ MI	☐ OK	☐ WV
☐ GA	☐ MN	☐ OR	☐ WI
☐ GU	☐ MS	☐ PA	☐ WY
☐ HI	☐ MO	☐ PR	
☐ ID	☐ MT	☐ RI	

Part 1B Item 2 - Additional Information

Complete this Item 2A. only if the person responsible for supervision and compliance does not appear in Item 1J. or 1K. of Form ADV Part 1A:

A. Person responsible for supervision and compliance:

Name: Title:

Telephone: Fax:

Number and Street 1: Number and Street 2:

City: State: Country: ZIP+4/Postal Code:

Email address, if available:

If this address is a private residence, check this box: ☐

B. Bond/Capital Information, if required by your *home state*

(1) Name of Issuing Insurance Company:

(2) Amount of Bond:

$ .00

(3) Bond Policy Number:

	Yes	No
(4) If required by your home state, are you in compliance with your home state's minimum capital requirements?	◉	○

Part 1B - Disclosure Questions

BOND DISCLOSURE

For "yes" answers to the following question, complete a Bond DRP.

	Yes	No
C. Has a bonding company ever denied, paid out on, or revoked a bond for you, any *advisory affiliate*, or any *management person*?	○	◉

JUDGMENT/LIEN DISCLOSURE

For "yes" answers to the following question, complete a Judgment/Lien DRP.

	Yes	No
D. Are there any unsatisfied judgments or liens against you, any *advisory affiliate*, or any *management person*?	○	◉

ARBITRATION DISCLOSURE

For "yes" answers to the following questions, complete an Arbitration DRP.

E. Are you, any *advisory affiliate*, or any *management person* currently the subject of, or have you, any *advisory affiliate*, or any *management person* been the subject of, an arbitration claim alleging damages in excess of $2,500, involving any of the following:

	Yes	No
(1) any investment or an *investment-related* business or activity?	○	◉
(2) fraud, false statement, or omission?	○	◉
(3) theft, embezzlement, or other wrongful taking of property?	○	◉
(4) bribery, forgery, counterfeiting, or extortion?	○	◉
(5) dishonest, unfair, or unethical practices?	○	◉

CIVIL JUDICIAL DISCLOSURE

For "yes" answers to the following questions, complete a Civil Judicial Action DRP.

F. Are you, any *advisory affiliate*, or any *management person* currently subject to, or have you, any *advisory affiliate*, or any *management person* been *found* liable in, a civil, *self-regulatory organization*, or administrative *proceeding* involving any of the following:

	Yes	No
(1) an investment or *investment-related* business or activity?	○	◉
(2) fraud, false statement, or omission?	○	◉
(3) theft, embezzlement, or other wrongful taking of property?	○	◉
(4) bribery, forgery, counterfeiting, or extortion?	○	◉
(5) dishonest, unfair, or unethical practices?	○	◉

Part 1B - Business Information

G. Other Business Activities

(1) Are you, any *advisory affiliate*, or any *management person* actively engaged in business as a(n) (check all that apply):

- ☐ Tax Preparer
- ☐ Issuer of securities
- ☐ Sponsor or syndicator of limited partnerships (or equivalent), excluding pooled investment vehicles
- ☐ Sponsor, general partner, managing member (or equivalent) of pooled investment vehicles
- ☐ Real estate adviser

(2) If you, any *advisory affiliate*, or any *management person* are actively engaged in any business other than those listed in Item 6.A of Part 1A or Item 2.G(1) of Part 1B, describe the business and the approximate amount of time spent on that business:

H. If you provide financial planning services, the investments made based on those services at the end of your last fiscal year totaled:

	Securities Investments	Non-Securities Investments
Under $100,000	○	○
$100,001 to $500,000	○	○
$500,001 to $1,000,000	○	○
$1,000,001 to $2,500,000	○	○
$2,500,001 to $5,000,000	○	○

More than $5,000,000 ○ ○

If securities investments are over $5,000,000, how much? (round to the nearest $1,000,000)

If non-securities investments are over $5,000,000, how much? (round to the nearest $1,000,000)

I. *Custody* **Yes No**

(1) Advisory Fees

Do you withdraw advisory fees directly from your *clients'* accounts? If you answered "yes", respond to the following: ○ ◉

(a) Do you send a copy of your invoice to the custodian or trustee at the same time that you send a copy to the *client*? ○ ○

(b) Does the custodian send quarterly statements to your *clients* showing all disbursements for the custodian account, including the amount of the advisory fees? ○ ○

(c) Do your *clients* provide written authorization permitting you to be paid directly for their accounts held by the custodian or trustee? ○ ○

(2) Pooled Investment Vehicles and Trusts

(a) (i) Do you or a *related person* act as a general partner, managing member, or person serving in a similar capacity, for any pooled investment vehicle for which you are the adviser to the pooled investment vehicle, or for which you are the adviser to one or more of the investors in the pooled investment vehicle? If you answered "yes", respond to the following: ○ ◉

(a) (ii) As the general partner, managing member, or person serving in a similar capacity, have you or a *related person* engaged any of the following to provide authority permitting each direct payment or any transfer of funds or securities from the account of the pooled investment vehicle?

Attorney ○ ○

Independent certified public accountant ○ ○

Other independent party ○ ○

Describe the independent party:

For purposes of this Item 2I.2(a), "Independent party" means a person that: (A) is engaged by the investment adviser to act as a gatekeeper for the payment of fees, expenses and capital withdrawals from the pooled investment; (B) does not control and is not controlled by and is not under common control with the investment adviser; (C) does not have, and has not had within the past two years, a material business relationship with the investment adviser; and (D) shall not negotiate or agree to have material business relations or commonly controlled relations with an investment adviser for a period of two years after serving as the person engaged in an independent party agreement.

(b) Do you or a *related person* act as investment adviser and a trustee for any trust, or act as a trustee for any trust in which your advisory clients are beneficiaries of the trust? ○ ◉

(3) Do you require the prepayment of fees of more than $500 per *client* and for six months or more in advance? ○ ◉

J. If you are organized as a sole proprietorship, please answer the following: **Yes No**

(1) (a) Have you passed, on or after January 1, 2000, the Series 65 examination? ○ ○

(b) Have you passed, on or after January 1, 2000, the Series 66 examination and also passed, at any time, the Series 7 examination? ○ ○

(2) (a) Do you have any investment advisory professional designations? ○ ○

If "no",you do not need to answer Item 2.J(2)(b).

(b) I have earned and I am in good standing with the organization that issued the following credential:

- ☐ Certified Financial Planner ("CFP")
- ☐ Chartered Financial Analyst ("CFA")
- ☐ Chartered Financial Consultant ("ChFC")
- ☐ Chartered Investment Counselor ("CIC")
- ☐ Personal Financial Specialist ("PFS")
- ☐ None of the above

(3) Your Social Security Number:

K. If you are organized other than as a sole proprietorship, please provide the following:

(1) Indicate the date you obtained your legal status. Date of formation: 04/26/2022

(2) Indicate your IRS Empl. Ident. No.:

Part 2

Exemption from brochure delivery requirements for SEC-registered advisers

SEC rules exempt SEC-registered advisers from delivering a firm brochure to some kinds of clients. If these exemptions excuse you from delivering a brochure to *all* of your advisory clients, you do not have to prepare a brochure.

Yes No

Are you exempt from delivering a brochure to all of your clients under these rules? ○ ◉

If no, complete the ADV Part 2 filing below.

Amend, retire or file new brochures:

Part 3

CRS	Type(s)	Affiliate Info	Retire
	Investment Advisor		

Execution Pages

DOMESTIC INVESTMENT ADVISER EXECUTION PAGE

You must complete the following Execution Page to Form ADV. This execution page must be signed and attached to your initial submission of Form ADV to the SEC and all amendments.

Appointment of Agent for Service of Process

By signing this Form ADV Execution Page, you, the undersigned adviser, irrevocably appoint the Secretary of State or other legally designated officer, of the state in which you maintain your *principal office and place of business* and any other state in which you are submitting a *notice filing*, as your agents to receive service, and agree that such *persons* may accept service on your behalf, of any notice, subpoena, summons, *order* instituting *proceedings*, demand for arbitration, or other process or papers, and you further agree that such service may be made by registered or certified mail, in any federal or state action, administrative *proceeding* or arbitration brought against you in any place subject to the jurisdiction of the United States, if the action, *proceeding*, or arbitration (a) arises out of any activity in connection with your investment advisory business that is subject to the jurisdiction of the United States, and (b) is *founded*, directly or indirectly, upon the provisions of: (i) the Securities Act of 1933, the Securities Exchange Act of 1934, the Trust Indenture Act of 1939, the Investment Company Act of 1940, or the Investment Advisers Act of 1940, or any rule or regulation under any of these acts, or (ii) the laws of the state in which you maintain your *principal office and place of business* or of any state in which you are submitting a *notice filing*.

Signature

I, the undersigned, sign this Form ADV on behalf of, and with the authority of, the investment adviser. The investment adviser and I both certify, under penalty of perjury under the laws of the United States of America, that the information and statements made in this ADV, including exhibits and any other information submitted, are true and correct, and that I am signing this Form ADV Execution Page as a free and voluntary act.

I certify that the adviser's books and records will be preserved and available for inspection as required by law. Finally, I authorize any *person* having *custody* or possession of these books and records to make them available to federal and state regulatory representatives.

Signature:
DAVID MICHAEL BILBY

Date: MM/DD/YYYY
04/15/2025

Printed Name:
DAVID MICHAEL BILBY

Title:
CEO, CCO, PRESIDENT, OWNER

Adviser *CRD* Number:
322145

***NON-RESIDENT* INVESTMENT ADVISER EXECUTION PAGE**

You must complete the following Execution Page to Form ADV. This execution page must be signed and attached to your initial submission of Form ADV to the SEC and all amendments.

1. Appointment of Agent for Service of Process

By signing this Form ADV Execution Page, you, the undersigned adviser, irrevocably appoint each of the Secretary of the SEC, and the Secretary of State or other legally designated officer, of any other state in which you are submitting a *notice filing*, as your agents to receive service, and agree that such persons may accept service on your behalf, of any notice, subpoena, summons, *order* instituting *proceedings*, demand for arbitration, or other process or papers, and you further agree that such service may be made by registered or certified mail, in any federal or state action, administrative *proceeding* or arbitration brought against you in any place subject to the jurisdiction of the United States, if the action, *proceeding* or arbitration (a) arises out of any activity in connection with your investment advisory business that is subject to the jurisdiction of the United States, and (b) is *founded*, directly or indirectly, upon the provisions of: (i) the Securities Act of 1933, the Securities Exchange Act of 1934, the Trust Indenture Act of 1939, the Investment Company Act of 1940, or the Investment Advisers Act of 1940, or any rule or regulation under any of these acts, or (ii) the laws of any state in which you are submitting a *notice filing*.

2. Appointment and Consent: Effect on Partnerships

If you are organized as a partnership, this irrevocable power of attorney and consent to service of process will continue in effect if any partner withdraws from or is admitted to the partnership, provided that the admission or withdrawal does not create a new partnership. If the partnership dissolves, this irrevocable power of attorney and consent shall be in effect for any action brought against you or any of your former partners.

3. *Non-Resident* Investment Adviser Undertaking Regarding Books and Records

By signing this Form ADV, you also agree to provide, at your own expense, to the U.S. Securities and Exchange Commission at its principal office in

Washington D.C., at any Regional or District Office of the Commission, or at any one of its offices in the United States, as specified by the Commission, correct, current, and complete copies of any or all records that you are required to maintain under Rule 204-2 under the Investment Advisers Act of 1940. This undertaking shall be binding upon you, your heirs, successors and assigns, and any *person* subject to your written irrevocable consents or powers of attorney or any of your general partners and *managing agents*.

Signature

I, the undersigned, sign this Form ADV on behalf of, and with the authority of, the *non-resident* investment adviser. The investment adviser and I both certify, under penalty of perjury under the laws of the United States of America, that the information and statements made in this ADV, including exhibits and any other information submitted, are true and correct, and that I am signing this Form ADV Execution Page as a free and voluntary act.

I certify that the adviser's books and records will be preserved and available for inspection as required by law. Finally, I authorize any *person* having *custody* or possession of these books and records to make them available to federal and state regulatory representatives.

Signature:

Date: MM/DD/YYYY

Printed Name:

Title:

Adviser *CRD* Number:
322145

STATE-REGISTERED INVESTMENT ADVISER EXECUTION PAGE

You must complete the following Execution Page to Form ADV. This execution page must be signed and attached to your initial application for state registration and all amendments to registration.

1. Appointment of Agent for Service of Process

By signing this Form ADV Execution Page, you, the undersigned adviser, irrevocably appoint the legally designated officers and their successors, of the state in which you maintain your *principal office and place of business* and any other state in which you are applying for registration or amending your registration, as your agents to receive service, and agree that such persons may accept service on your behalf, of any notice, subpoena, summons, *order* instituting *proceedings*, demand for arbitration, or other process or papers, and you further agree that such service may be made by registered or certified mail, in any federal or state action, administrative *proceeding* or arbitration brought against you in any place subject to the jurisdiction of the United States, if the action, *proceeding*, or arbitration (a) arises out of any activity in connection with your investment advisory business that is subject to the jurisdiction of the United States, and (b) is founded, directly or indirectly, upon the provisions of: (i) the Securities Act of 1933, the Securities Exchange Act of 1934, the Trust Indenture Act of 1939, the Investment Company Act of 1940, or the Investment Advisers Act of 1940, or any rule or regulation under any of these acts, or (ii) the laws of the state in which you maintain your *principal office and place of business* or of any state in which you are applying for registration or amending your registration.

2. State-Registered Investment Adviser Affidavit

If you are subject to state regulation, by signing this Form ADV, you represent that, you are in compliance with the registration requirements of the state in which you maintain your principal place of business and are in compliance with the bonding, capital, and recordkeeping requirements of that state.

Signature

I, the undersigned, sign this Form ADV on behalf of, and with the authority of, the investment adviser. The investment adviser and I both certify, under penalty of perjury under the laws of the United States of America, that the information and statements made in this ADV, including exhibits and any other information submitted, are true and correct, and that I am signing this Form ADV Execution Page as a free and voluntary act.

I certify that the adviser's books and records will be preserved and available for inspection as required by law. Finally, I authorize any *person* having *custody* or possession of these books and records to make them available to federal and state regulatory representatives.

Date: MM/DD/YYYY
04/15/2025

Printed Name:
DAVID MICHAEL BILBY

Adviser *CRD* Number:
322145

Signature:
DAVID MICHAEL BILBY

Title:
CEO, CCO, PRESIDENT, OWNER

ITEM 1 COVER PAGE

Part 2A of Form ADV: Firm Brochure

Optimized Investment Partners, LLC

2212 Carol View Dr., Apt 103

Cardiff, CA 92007

Telephone: 619-324-9510

Email: compliance@optimizedip.com

Web Address: www.optimizedip.com

February 19, 2025

This disclosure brochure (the "Brochure") provides information about the qualifications and business practices of Optimized Investment Partners, LLC ("Optimized"). If you have any questions about the contents of this Brochure, please contact us at 619-324-9510 or compliance@Optimizedip.com. The information in this Brochure has not been approved nor verified by the United States Securities and Exchange Commission ("SEC") nor by any state securities authority. Registration with the Securities and Exchange Commission does not imply any level of skill or training.

Additional information about Optimized and its investment adviser representative is also available on the SEC's website at www.adviserinfo.sec.gov. You can search this site by name or by a unique identifying number, known as a CRD number. Our firm's CRD number is 322145.

ITEM 2 MATERIAL CHANGES

1. Material Changes: None-Updated AUM information & annual update

ITEM 3 TABLE OF CONTENTS

Item 1 Cover Page..... 1

Item 2 Material Changes..... 2

Item 3 Table of Contents..... 3

Item 4 Advisory Business..... 5

Item 4A: Firm Overview..... 5

Item 4B: Types of Advisory Services..... 5

Item 4C: Tailoring Advisory Services Offered Directly to Clients..... 5

Item 4D: Services Offered Through Wrap Fee Programs, Sub-Advisory Arrangements and Dual Contract Sponsored Programs..... 6

Item 4E: Assets Under Management..... 6

Item 5 Fees and Compensation..... 6

Item 5A: Fee Schedules..... 6

Item 5B: Fee Payment..... 7

Item 5C: Other Fees and Expenses and Valuation Policy..... 7

Item 5D: Prepaid Fees..... 8

Item 5E: Compensation for the Sale of Securities or Investment Products..... 8

Item 6 Performance-Based Fees and Side-By-Side Management..... 8

Item 7 Types of Clients..... 9

Item 8 Methods of Analysis, Investment Strategies and Risk of Loss..... 9

Item 8A: Methods of Analysis & Investment Strategies..... 9

Item 8B: Material Risks..... 10

Item 8C: Risks Associated with Particular Types of Securities Used..... 11

Item 9 Disciplinary Information..... 12

Item 10 Other Financial Industry Activities and Affiliations..... 12

Item 11 Code of Ethics, Participation or Interest in Client Transactions and Personal Trading..... 12

Item 11A: Code of Ethics..... 12

Item 11B: Principal Trading and Agency Cross Trading..... 13

Item 11C: Personal Trading..... 13

Item 11D: Participation or Interest in Client Transactions..... 13
Item 12 Brokerage Practices..... 13
Item 12A: Broker-Dealer Selection, Compensation & Trade Aggregation.....13
Item 12A.1: Research and Other Soft Dollar Benefits..... 14
Item 12A.2: Brokerage for Client Referrals..... 14
Item 12A.3: Directed Brokerage..... 14
Item 12B: Aggregating Client Trades..... 14
Item 13 Account Reviews..... 15
Item 13A: Periodic Account Reviews..... 15
Item 13B: Other Reviews..... 15
Item 13C: Reporting..... 15
Item 14 Client Referrals and Other Compensation..... 15
Item 14A: Other Compensation..... 15
Item 14B: Client Referrals..... 15
Item 15 Custody..... 15
Item 16 Investment Discretion..... 16
Item 17 Voting Client Securities..... 16
Item 17A: Proxy Voting..... 16
Item 17B: Client Retains Right to Vote Proxies..... 16
Item 18 Financial Information..... 16
Item 18A: Financial Statement Requirement..... 16
Item 18B: Financial Condition..... 16
Item 18C: Bankruptcy Disclosure..... 16
Item 19 Requirements for State Registered Investment Advisors.....16
Item 19A: Principal Executive Officers..... 16
Item 19B: Other Active Engagements..... 17
Item 19C: Performance Based Fees..... 17
Item 19D: Material Events..... 17
Item 19E: Issuer Relationships..... 17

ITEM 4 ADVISORY BUSINESS

ITEM 4A: FIRM OVERVIEW

Optimized Investment Partners, LLC. ("Optimized") is an SEC registered investment adviser with its principal place of business located in Encinitas, California. Founded in April 2022, Optimized will provide discretionary and non-discretionary fixed income investment advisory services to California local agencies and municipalities within the public sector.

Listed below are the firm's principal shareholders (i.e., those individuals and/or entities controlling 25% or more of this company).

- David Bilby, CEO

ITEM 4B: TYPES OF ADVISORY SERVICES

Optimized offers the following advisory services, where appropriate, to public agencies in the state of California. The portfolio management services are offered to clients directly.

FIXED INCOME PORTFOLIO MANAGEMENT

Optimized specializes in fixed income portfolio management, utilizing a variety of investments as listed in California government code section 53600. Please refer to Item 8 for further information on our method of analysis and risks associated with this strategy.

CONSULTING SERVICES

Optimized also provides more focused consulting services and advice to clients. This may include, but is not limited to, specific investment advice, investment policy review, financial analysis, cash-flow modeling, and many other areas of governmental financial management and administration.

ITEM 4C: TAILORING ADVISORY SERVICES OFFERED DIRECTLY TO CLIENTS

Prior to engaging in discussions with a prospective client, a thorough review is done of the agency's financial statements and investment policy to determine overall financial health and position. A determination is made if our tailored advisory services could benefit the agency. Upon initial contact with the prospective client, we discuss their investment policy and investment goals, and confirm that our selected approach meets their current needs. A preliminary summary of recommendations is provided prior to engaging in contractual services. Upon contract execution, our initial investment model for the agency is completed. We customize the model as appropriate, based upon the client's individual objectives, time horizons, risk tolerance, liquidity needs, and any investment restrictions they may want to place on the assets in their account. As a part of our service, we provide financial and investment education to the elected officials, executive staff, and finance staff to ensure all parties are working together towards the desired outcome. Clients are responsible for informing us of any changes to their guidelines, individual needs and/or restrictions and should do so promptly upon such change. We do not assume any responsibility for the accuracy of the information provided by the client. Generally, we manage clients' advisory accounts on a non-discretionary basis but will manage a client's account on a discretionary basis, if requested by a client. Please refer to Item 16 for further information on our discretionary authority of client accounts. Please refer to Item 8 for further information on the

risks associated with investments made in clients' accounts. Clients will retain individual ownership of all securities at all times through their selected custodian.

ITEM 4D: SERVICES OFFERED THROUGH WRAP FEE PROGRAMS

Optimized does not currently participate in wrap fee programs. This brochure will be updated if participation in wrap fee programs is considered in the future.

ITEM 4E: ASSETS UNDER MANAGEMENT

As of the date of this amendment filing (1/27/25), Optimized Investment Partners has approximately $383,000,000 in assets under management.

ITEM 5 FEES AND COMPENSATION

ITEM 5A: FEE SCHEDULES

The annual fee for client accounts is charged as a percentage of assets under management, according to the following schedules:

Fixed Income Portfolio Management for Institutional Accounts Assets Under Management

Annual Asset Management Fee

A maximum of 0.25 of 1% (25 basis points) per year, billed monthly pro-rata. (IE. AUM $3 million = $7,500 annually, $625 monthly)

A minimum of $1.5 million in assets under management is required for this service. Optimized reserves the right to negotiate alternative minimum account size and fees on a case-by-case basis. Optimized will aggregate certain related client accounts for the purposes of achieving the minimum account size and determining the annualized fee.

Optimized's fees for clients are typically paid monthly, in arrears, but can vary based on the terms of the governing agreements.

CONSULTING SERVICES FEES

Optimized's Consulting Services fees will be determined based on the nature of the services being provided and the complexity of each client's circumstances. All fees are agreed upon prior to entering a contract with any client. Optimized's Consulting Services fees are calculated in one or both of two ways: 1. On a fixed fee basis, subject to the specific arrangement reached with the client; and/or 2. On an hourly basis, ranging up to $350.00 per hour. An estimate for the total hours is determined at the start of the consulting relationship. The length of time it will take to complete Consulting Services will depend on the scope and terms of the engagement. Fees are due and payable upon completion of the Consulting Service or on an agreed upon payment schedule. There is no minimum fee for Optimized's Consulting Services. A typical flat fee range for consulting services will be between $1,000 and $5,000.

Pre-existing advisory clients are subject to Optimized's minimum account requirements and advisory fees in effect at the time the client entered the advisory relationship. Therefore, our firm's minimum account requirements and advisory fees differ among clients.

Advisory Fees in General: Clients should note that similar advisory services may or may not be available from other registered investment advisers for similar or lower fees. Optimized's clients are not required to pay any start-up or closing fees; there are no penalty fees.

Termination of the Advisory Relationship: A client agreement between a client and Optimized may be canceled at any time, by either party, for any reason upon receipt of 30 day's written notice.

Fee Calculation: Optimized's annual advisory fee is billed monthly or in some instances quarterly, in arrears, and is calculated based on the average market value of a client's account for the billing period, including accrued interest unless indicated otherwise in the client agreement. Typically, the market value is taken from the monthly custodian account statements. Demand deposit cash (checking account) is not included in the total market value calculation unless noted otherwise in the client agreement. We will value securities or investments in the portfolio in a manner determined in good faith to reflect fair market value. Optimized uses an independent third-party pricing source to value client securities.

Limited Negotiability of Advisory Fees: Although Optimized has established the aforementioned fee schedule(s), we retain the discretion to negotiate alternative fees on a case-by-case basis. Client facts, circumstances and needs will be considered in determining the fee schedule. These include the complexity of the client, the assets to be placed under management, the anticipated future additional assets; the existence of any related accounts; portfolio style, account composition, reports, among other factors. The specific annual fee schedule will be identified in the written agreement between Optimized and each client. We group certain related client accounts for the purposes of achieving the minimum account size requirements and determining the annual advisory fee. Such rates are not available to all Optimized's advisory clients.

ITEM 5B: FEE PAYMENT

Optimized provides invoices to our clients monthly for their advisory fees. Clients issue checks or ACH payment for services rendered.

ITEM 5C: OTHER FEES AND EXPENSES AND VALUATION POLICY

Mutual Fund Fees: All fees paid to Optimized for investment advisory services are separate and distinct from the fees and expenses charged by mutual funds and/or ETFs to their shareholders. The fees and expenses charged by mutual funds and ETFs are described in each fund's prospectus. These fees will generally include a management fee, other fund expenses, 12b-1 fees and possible distribution or redemption fees. If the fund also imposes sales charges, a client may pay an initial or deferred sales charge. A client could invest in a mutual fund directly, without our services. In that case, the client would not receive the services provided by our firm which are designed, among other things, to assist the client in determining which mutual fund or funds are most appropriate to each client's financial condition and objectives. Importantly, clients should review both the fees charged by mutual funds and ETFs and our fees to fully understand the total amount of fees to be paid by the client and to thereby evaluate the advisory services being provided. Optimized is not affiliated with any mutual funds or ETFs, does not share in the fees charged by mutual funds and ETFs, does not participate in the investment decisions regarding the portfolios of mutual funds and ETFs and is not liable regarding such investments.

The fees and related expenses charged by mutual funds and ETFs can be found in the respective fund's prospectus and statement of additional information, which should be read carefully before investing.

Short Term Idle Cash Investment:

For discretionary clients, Optimized may move some or all the non-invested cash in a client's account to a money market mutual fund that may generate an interest return. If the cash is invested through a mutual fund, there may be times when an affiliate of the client's custodian may be the manager of such fund and would receive separate management fees from the mutual fund. Optimized is not affiliated with any such custodian, does not share in that fee, does not participate in the investment decisions of the mutual fund portfolio and is not liable regarding such investments.

Custodian and Broker Fees and Expenses:

In addition to our advisory fees, clients are also responsible for the fees and expenses charged by custodians and imposed by broker-dealers, including, but not limited to, any transaction charges imposed by a broker-dealer that effects transactions for the client's account(s). Please refer to the "Brokerage Practices" section (Item 12) of this Brochure for additional information. From time to time, Optimized recommends a custodian to clients who do not have an existing custodial relationship established. Among others, Optimized generally recommends Union Bank, Bank of New York/Mellon, US Bank, Wells Fargo, Bank of America, or Charles Schwab & Co. Optimized does not receive any compensation from the custodians we refer to our clients. The rates offered will depend on the size of the assets or type of account. Clients retain full discretionary authority over the selection of the custodian to be used.

Valuation Policy: For all publicly traded securities held in clients' accounts, Optimized receives daily prices electronically from a third-party provider, which are reviewed internally on a monthly basis by designated investment personnel. When it is believed that the price provided is not correct or for times when the third party does not provide a price, Optimized will obtain pricing from a different third-party pricing source. Optimized maintains detailed written policies and procedures regarding valuation of clients' securities, which includes among other things, a list of approved third-party pricing vendors used by Optimized and reviews of price changes by the CEO and COO.

ITEM 5D: PREPAID FEES

Limited Prepayment of Fees: Optimized does not anticipate collecting fees in advance of services being rendered. Under no circumstances do we require or solicit payment of fees in excess of $500 more than six months in advance of services rendered.

ITEM 5E: COMPENSATION FOR THE SALE OF SECURITIES OR INVESTMENT PRODUCTS

Optimized is not affiliated with any broker-dealers or mutual fund companies, and therefore we do not receive any compensation for the purchase or sale of securities or investment products used in client accounts.

ITEM 6 PERFORMANCE-BASED FEES AND SIDE-BY-SIDE MANAGEMENT

Optimized does not charge performance-based fees (i.e., fees calculated based on a share of capital gains on or capital appreciation of the client's assets or any portion of the client's assets). Consequently,

we do not engage in side-by-side management of accounts that are charged a performance-based fee with accounts that are charged another type of fee (such as assets under management)

ITEM 7 TYPES OF CLIENTS

Optimized will provide advisory services to the following types of clients:

- Local government entities
- Special districts (water, fire, etc.)
- Healthcare institutions
- Higher education institutions

Optimized will typically only manage clients' accounts with minimum assets of $5 million. Exceptions can be made based upon client specific information and the nature of the service(s) being provided.

ITEM 8 METHODS OF ANALYSIS, INVESTMENT STRATEGIES AND RISK OF LOSS

ITEM 8A: METHODS OF ANALYSIS & INVESTMENT STRATEGIES

Optimized uses all or any combination of the following methods of analysis in formulating our investment advice and/or managing client assets:

- Cash-Flow Modeling. The client types that we serve have particular cash-flow characteristics. By modeling the cash flows of the client, we attempt to maximize the amount of cash that can be invested without sacrificing safety of principal or availability of liquidity as needed. Optimized creates a custom cash flow model for each client to support our investment analysis and portfolio modeling services. A risk of this method of analysis is the client can spend beyond their documented budget and therefore run into liquidity issues if the amounts are materially different than the cash flow model and related recommendations. A significant amount of surplus liquidity is included in our portfolio recommendations.

- Technical Analysis. We analyze past market movements and yield spreads to identify specific investment opportunities authorized by our clients' investment policies. By combining technical analysis with fundamental analysis, we can advise on sectors that the market is currently pricing outside of historical norms.

- Quantitative Analysis. We use a combination of sensitivity analysis and statistical testing that utilizes mathematical analysis to estimate the probability of success of a variety of investment recommendations over time. The results of our quantitative analysis are taken into consideration in the decision to buy or sell securities and in the management of portfolio characteristics. A risk in using quantitative analysis is that the methods or models used may be based on assumptions that prove to be incorrect.

- Fundamental Analysis. We attempt to measure the intrinsic value of a security or a market sector by looking at broad economic and financial factors (including the overall economy, industry conditions, and the market's valuation of the security or market sector) to identify securities or market sectors that we believe are fairly valued or undervalued. Fundamental analysis does not attempt to anticipate market movements. This presents a potential risk, as the

price of a security can move up or down along with the overall market regardless of the economic and financial factors considered in evaluating the security.

- Qualitative Analysis. We use qualitative analysis to evaluate individual securities, focusing on other non-quantifiable factors, such as rating agency sentiment, that are not readily subject to measurement, and incorporate this analysis into our security selection process. A risk in using qualitative analysis is that our subjective judgment may prove incorrect.

- Asset Allocation. Fixed income portfolios for California public agencies have different risk characteristics than individual investors. With the investment time horizon restricted to a maximum of five years, we use the various analysis techniques mentioned above to allocate assets in a way that keeps preservation of capital as first priority, while also supplying liquidity as needed and maximizing yield within these constraints. We generally focus on identifying an appropriate allocation of securities, maturities, market sectors, and yield curve positioning suitable for the client's investment goals and risk tolerance. A risk of asset allocation is that the allocation will change over time due to market movements in the various sectors, which, if not corrected, may no longer be appropriate for the client's goals.

Risks for all forms of analysis

Our securities analysis methods rely on the assumption that the companies whose securities we purchase and sell as well as other purchased or publicly available sources of information about these securities are providing accurate and unbiased data. While we are alert to indications that data may be incorrect, there is always a risk that our analysis may be compromised by inaccurate or misleading information.

FIXED INCOME PORTFOLIO MANAGEMENT INVESTMENT STRATEGIES

We believe that a conservative, risk-controlled approach to fixed income management will provide both steady incremental outperformance and low relative volatility.

The disciplined process we employ to realize this philosophy is generally grounded in three key principles:

- Cash-flow modeling to identify available cash for investments
- Strategic allocations to key sectors to add value
- Invest in maturities that allow for greater yield without sacrificing safety or liquidity.

Our investment recommendations assume clients' holds securities until maturity. A risk of this approach is market interest rates may change, resulting in a fair market value loss to the client.

ITEM 8B: MATERIAL RISKS

Risk of Loss. Investing in securities involves risk of loss that clients should be prepared to bear. Securities investments are not guaranteed, and a client may lose money on their investments. We ask that each client work with us to help us understand their tolerance for risk. Investors should be aware that investment prices fluctuate as the securities are affected by economic and other factors. As a result, the value of your investment may increase or decrease. Bonds held to maturity will return the full par or

face value amount to the bondholder at maturity (absent a default); however, those sold prior to maturity are subject to gain or loss depending on the market price at the time of sale.

For risks specific to a particular method of analysis or investment strategy, please see Item 8A above.

For risks specific to a particular type of security, please see Item 8C below.

ITEM 8C: RISKS ASSOCIATED WITH PARTICULAR TYPES OF SECURITIES USED

RISKS ASSOCIATED WITH FIXED INCOME SECURITIES

Optimized specializes in investment grade fixed income portfolio management. Despite the generally conservative nature of many fixed income investments, there are a variety of risks associated with fixed income investing. Fixed income securities represent monies lent by investors to corporate and government institutions. Risks vary according to the type of fixed income investment purchased along with the general level of interest rates in the economy. The risks commonly associated with fixed income securities are:

- Market Risk: The price of the security may drop in reaction to tangible and intangible events and conditions. This type of risk is caused by external factors independent of a security's particular underlying circumstances.

- Interest Rate Risk: The risk that the value of an interest-bearing investment will change due to changes in the general level of interest rates in the market. The market value of a bond fluctuates inversely to the change in interest rates; that is, as interest rates rise, bond prices fall and vice versa. Interest rate risk is commonly measured by a bond's duration, the greater a bond's duration, the greater the impact on price of a change in interest rates. Investors may incur a gain or loss from bonds sold prior to the final maturity date.

- Credit Risk: The risk that principal and/or interest on a fixed income investment will not be paid in a timely manner or in full due to changes in the financial condition of the issuer. Generally, the higher the perceived credit risk, the higher the rate of interest investors will receive on their investment. Many bonds are rated by a third party Nationally Recognized Statistical Rating Organization (NRSRO), for example, Moody's Investor Services or Standard & Poor's Inc. While ratings may assist investors to determine the creditworthiness of the issuer, they are not a guarantee of performance.

- Reinvestment Risk: The risk that interest and principal payments from a bond will be reinvested at a lower yield than that received on the original bond. During periods of declining interest rates, bond payments may be invested at lower rates; during periods of rising rates, bond payments may be invested at higher rates.

- Call Risk: The risk that a bond will be called by its issuer. A callable bond has a provision which allows the issuer to purchase the bond back from the bondholders at a predetermined price. Generally, issuers call bonds when prevailing rates are lower than the cost of the outstanding bond. Call provisions allow an issuer to retire high-rate bonds on a predefined call schedule.

- Prepayment Risk: Some types of bonds are subject to prepayment risk. Similar to call risk, prepayment risk is the risk that the issuer of a security will repay principal prior to the bond's maturity date, thereby changing the expected payment schedule of the bonds. Prepayment risk is particularly prevalent in the mortgage-backed bond market, where a decline in interest rates can trigger loan holders to pre-pay their mortgages. When investors in a bond comprised of the underlying pool of mortgages receives his or her principal back sooner than expected, they may be forced to reinvest at prevailing, lower rates.

- Liquidity Risk: The risk stemming from the lack of marketability of an investment that cannot be bought or sold quickly enough to prevent or minimize a loss. Liquidity risk is typically reflected in a wide bid-ask spread or large price movements.

- Inflation Risk: When any type of inflation is present, a dollar today will not buy as much as a dollar next year, because purchasing power is eroding at the rate of inflation.

- Opportunity Cost Risk: The risk that an investor may forego profits or returns from other investments.

ITEM 9 DISCIPLINARY INFORMATION

We are required to disclose any legal or disciplinary events that are material to a client's or prospective client's evaluation of our advisory business or the integrity of our management. Neither our firm nor our Management Persons have any reportable disciplinary events to disclose.

ITEM 10 OTHER FINANCIAL INDUSTRY ACTIVITIES AND AFFILIATIONS

ITEM 10A: BROKER-DEALER REGISTRATION STATUS

No management persons are registered or have an application pending to register as a broker-dealer or a registered representative of a broker-dealer.

ITEM 10B: FUTURES COMMISSION MERCHANT REGISTRATION STATUS

No management persons are registered or have an application pending to register as a futures commission merchant, commodity pool operator, a commodity trading advisor, or an associated person of the foregoing entities.

ITEM 10C: INDUSTRY RELATIONSHIPS

Richard Nolan is a Registered Investment Advisor and Broker for SagePoint Financial. Rich is not involved in the day-to-day operations of Optimized Investment Partners. Rich has no authority as it relates to Optimized operations and therefore no conflict of interest exists with his passive ownership in Optimized Investment Partners.

ITEM 10D: INVESTMENT ADVISER REFERRALS

Our firm does not recommend or select other investment advisers for our clients. We do not have other business relationship with any other advisers that create a material conflict of interest.

ITEM 11 CODE OF ETHICS, PARTICIPATION OR INTEREST IN CLIENT TRANSACTIONS AND PERSONAL TRADING

ITEM 11A: CODE OF ETHICS

Our firm maintains a Code of Ethics which sets forth high ethical standards of business conduct that we require of our employees, including compliance with applicable federal securities laws.

Optimized and our personnel owe a fiduciary duty towards our clients and have an obligation to adhere not only to the specific provisions of the Code of Ethics but to the general principles that guide the Code.

Our Code of Ethics includes specific administrative policies and procedures to ensure appropriate checks and balances and internal controls aimed at preventing conflicts of interest and promoting transparency and fairness towards our clients. Our Code also provides for oversight, enforcement, and recordkeeping provisions.

Optimized's Code of Ethics further includes the firm's policy prohibiting the use of material non-public information. While we do not believe that we have any access to non-public information, all employees are periodically reminded that such information may not be used in a personal or professional capacity.

Our Code of Ethics is distributed to all supervised persons of Optimized whenever revisions are made, and not less frequently than annually. Upon receipt, all employees are required to provide a written acknowledgement and attestation of their intent to abide by Optimized's Code provisions.

A copy of our Code of Ethics is available to our advisory clients and prospective clients. You may request a copy by email sent to compliance@Optimizedip.com, or by calling us at 858-335-1141.

ITEM 11B: PRINCIPAL TRADING AND AGENCY CROSS TRADING

Optimized and individuals associated with our firm are prohibited from engaging in principal transactions and agency cross transactions.

ITEM 11C: PERSONAL TRADING

Optimized and/or individuals associated with our firm can from time to time, buy or sell for their personal accounts, securities identical to or different from those recommended to our clients. In addition, any related person(s) could potentially have an interest or position in a security(ies) which may also be recommended to a client. Our Code of Ethics is designed to assure that the personal securities transactions, activities, and interests of our employees will not interfere with (i) making decisions in the best interest of advisory clients, and (ii) implementing such decisions while, at the same time, allowing employees to invest for their own accounts. It is also designed to help prevent employees from benefiting from transactions placed on behalf of advisory clients.

ITEM 11D: PARTICIPATION OR INTEREST IN CLIENT TRANSACTIONS

Optimized does not participate or take a financial interest in client transactions. Optimized employees and officers will not participate in trades for our clients. Any individual employee trading will be done separate of business activities.

ITEM 12 BROKERAGE PRACTICES

ITEM 12A: BROKER-DEALER SELECTION, COMPENSATION & TRADE AGGREGATION

FIXED INCOME PORTFOLIO MANAGEMENT

Optimized requires discretionary clients to provide us with written authority to determine broker-dealer selection and commission costs that will be charged to these clients for transactions placed in their account(s). Broker-dealers are selected by Optimized based on best execution, which is a combination of most favorable price and the quality of execution. In selecting a broker to execute a transaction for a client, Optimized considers a variety of other factors, including (but not limited to) the following:

- the broker-dealer's market access;
- the nature of the security or instrument being traded;
- the size and type of transaction;
- the nature and character of the markets for the security or instrument to be purchased or sold;
- the desired timing of the transaction;
- the execution, clearance, and settlement capabilities of the broker-dealer selected;
- the reputation and perceived soundness of the broker-dealer;
- Optimized's knowledge of any actual or apparent operational problems with the broker-dealer; and the reasonableness of the commission for specific transactions.

While Optimized generally seeks competitive commission rates and dealer spreads, it may not necessarily pay the lowest commission. Transactions may involve specialized services on the part of the broker-dealer and thereby justify higher commissions than would be the case with other transactions requiring more routine services.

Regarding commission rates paid, Optimized's fixed income transactions are generally executed by the broker-dealer on a net basis, which means the execution costs (e.g., commissions) are included in the purchase or sale price of the security.

ITEM 12A.1: RESEARCH AND OTHER SOFT DOLLAR BENEFITS

Optimized does not enter third party soft dollar arrangements.

Soft dollars generally refer to arrangements whereby a discretionary investment adviser is allowed to pay for and receive research, research-related or execution services from a broker-dealer or third-party provider, in addition to the execution of transactions, in exchange for the brokerage commissions from transactions for client accounts.

ITEM 12A.2: BROKERAGE FOR CLIENT REFERRALS

Optimized does not direct brokerage in exchange for client referrals.

ITEM 12A.3: DIRECTED BROKERAGE

Optimized does not accept advisory clients' instructions for directing client's brokerage transactions. Optimized recommends to clients' that they keep an up-to-date approved broker list. For discretionary clients, Optimized will select the recommended investments from the best overall broker for that specific investment.

ITEM 12B: AGGREGATING CLIENT TRADES

Optimized does aggregate or “block” trades when advantageous to our clients. This blocking of trades permits the trading of aggregate blocks of securities composed of assets from multiple client accounts so long as transaction costs are shared equally and on a pro-rata (or other fair and reasonable) basis between all accounts included in any such block. Block trading may allow us to execute trades in a timelier, more equitable manner, at a better overall price.

ITEM 13 ACCOUNT REVIEWS

ITEM 13A: PERIODIC ACCOUNT REVIEWS

FIXED INCOME PORTFOLIO MANAGEMENT

Optimized does a thorough review of all client accounts quarterly. Economic and market conditions are monitored daily including fluctuations in interest rates and material changes to the fixed income securities markets. In addition, client securities are monitored for changes in credit rating daily. Additional reviews may be triggered by material changes in variables such as the client's individual circumstances, liquidity requirements, political or economic environment, etc. These accounts are reviewed by our CEO/CCO and/or COO.

CONSULTING SERVICES

No reviews are required for our consulting services unless explicitly stated in the client contract.

ITEM 13B: OTHER REVIEWS

No other reviews are performed other than those stated in Item 13A.

ITEM 13C: REPORTING

FIXED INCOME PORTFOLIO MANAGEMENT

Optimized provides quarterly reports to advisory clients. Reports include: interest projections; portfolio holdings; quarterly cash flow model; and portfolio recommendations.

CONSULTING SERVICES

Consulting clients receive reports as stated in their contract.

ITEM 14 CLIENT REFERRALS AND OTHER COMPENSATION

ITEM 14A: OTHER COMPENSATION

Optimized does not receive any other compensation from outside sources.

ITEM 14B: CLIENT REFERRALS

Optimized does not contract with any outside parties for solicitation or referral services.

ITEM 15 CUSTODY

Optimized does not take custody or possession of the funds or securities that a client has placed under our management. Each client shall appoint a Qualified Custodian (“custodian”) to take and have possession of their assets. The fees expressed in the “Fees and Compensation” section (Item 5A) of this

Brochure do not include fees a client will incur for custodial services. Optimized may recommend a custodian to clients who do not have an existing custodian relationship established. Among others, Optimized generally recommends (in alphabetical order): Bank of America, Bank of New York/Mellon, US Bank, or Wells Fargo. Client retains full discretionary authority over the selection of the custodian to be used.

ITEM 16 INVESTMENT DISCRETION

We provide discretionary and non-discretionary investment advisory services.

ITEM 17: VOTING CLIENT SECURITIES

ITEM 17A: PROXY VOTING

Optimized does not vote proxies for the securities held in client accounts. All proxy vote responsibilities will remain with the client as owner of those securities. Optimized shall recommend to clients to request custodians forward all proxy correspondence directly to the client when received.

ITEM 17B: CLIENT RETAINS RIGHT TO VOTE PROXIES

Optimized may provide clients with consulting assistance regarding proxy issues. A separate fee and agreement will be drafted for this specific service.

ITEM 18 FINANCIAL INFORMATION

ITEM 18A: FINANCIAL STATEMENT REQUIREMENT

Under no circumstances do we require or solicit payment of fees in excess of $1200 per client more than six months in advance of services rendered. Therefore, we are not required to include a financial statement.

ITEM 18B: FINANCIAL CONDITION

Optimized has no financial conditions to disclose that are reasonably likely to impair its ability to meet contractual commitments to clients.

ITEM 18C: BANKRUPTCY DISCLOSURE

Optimized has never been the subject of a bankruptcy petition.

ITEM 19A: PRINCIPAL EXECUTIVE OFFICERS

David Bilby is the CEO, CCO, and President of Optimized Investment Partners, LLC. David has BA and MS degrees in Finance from San Diego State University and is credentialed as a Series 65 Registered Investment Adviser Representative under the North American Securities Administrators Association (NASAA). David has 19 years of government finance experience working for local municipalities in southern California.

Robert Michalik is the Executive Vice President & COO of Optimized Investment Partners, LLC. Robert has a Bachelor of Science in Business Management from the University of Phoenix and is credentialed as a Series 65 Registered Investment Adviser Representative under the North American Securities Administrators Association (NASAA). Robert's experience includes

strategic executive leadership and process improvement with over 25 years of experience driving and optimizing business operations and services for large and diverse organizations, including J.P. Morgan Chase, Caliber Home Loans, and First American. Robert led teams of up to 300 employees across international locations, tightly managed operating budgets exceeding $14M, and has an impeccable track record in internal-and external-facing audits.

ITEM 19B: OTHER ACTIVE ENGAGEMENTS

David is a contractor for Kosmont Transaction Services. David provides treasury consulting services to clients including cash flow modeling and market analysis. David spends approximately 5 hours per week on this business.

Robert has no other businesses in which he is actively engaged.

ITEM 19C: PERFORMANCE BASED FEES

Optimized does not perform any advisory services with performance-based fees.

ITEM 19D: MATERIAL EVENTS

No management person has been involved in any material event listed in sections D.1. and D.2.

ITEM 19E: ISSUER RELATIONSHIPS

Optimized has no relationships with any issuer of securities not listed in Item 10.C. of Part 2A.

Part 2B of Form ADV: Firm Supplemental Brochure

Effective Date: January 28, 2025

Optimized Investment Partners, LLC

2212 Carol View Dr., Apt 103

Cardiff, CA 92007

Telephone: 619-324-9510

Email: compliance@optimizedip.com

Web Address: www.optimizedip.com

This disclosure brochure (the "Brochure") provides information about the qualifications and business practices of Optimized Investment Partners, LLC ("Optimized"). If you have any questions about the contents of this Brochure, please contact us at 619-324-9510 or compliance@Optimizedip.com. The information in this Brochure has not been approved nor verified by the United States Securities and Exchange Commission ("SEC") nor by any state securities authority. Registration with the Securities and Exchange Commission and/or any state securities authority does not imply any level of skill or training.

Additional information about Optimized and its investment adviser representatives is also available on the SEC's website at www.adviserinfo.sec.gov. You can search this site by name or by a unique identifying number, known as a CRD number. Our firm's CRD number is 322145.

Item 1: Cover Page:

David Bilby, CEO, CCO & President

CRD#: 7561337

Optimized Investment Partners, LLC

Business Address:

2212 Carol View Dr., Apt 103

Cardiff, CA 92007

Phone#: 619-324-9510

Item 1B:

This brochure supplement provides information about the following supervised person, David Bilby, that supplements the Optimized Investment Partners, LLC brochure (Optimized ADV Part 2A). You should have received a copy of that brochure. Please contact David Bilby, CEO, CCO & President if you did not receive the Optimized Investment Partners, LLC brochure or if you have any questions about the contents of this supplement.

Additional information about David Bilby is available on the SEC's website at www.adviserinfo.sec.gov.

David Bilby is the founder, CEO, CCO, and President of Optimized Investment Partners, LLC. David was born in 1977. David has BA and MS degrees in Finance from San Diego State University and is credentialed as a Series 65 Registered Investment Adviser Representative under the North American Securities Administrators Association (NASAA). David has 18 years of government finance experience working for local municipalities in southern California. David held the positions of Director of Finance, Treasurer, CFO, City of Chula Vista from 2015 to 2021 and is currently a Managing Director of Kosmont Municipal Treasury Consulting since 2021.

Item 3: Disciplinary Information:

We are required to disclose any legal or disciplinary events that are material to a client's or prospective client's evaluation of our advisory business or the integrity of David Bilby. No events have occurred that are applicable to this item.

Item 4: Other Business Activities:

David is a contractor for Kosmont Transaction Services. David provides treasury consulting services to clients including cash flow modeling and market analysis. David spends approximately 5 hours per week on this business.

Item 5: Additional Compensation:

David is a contractor for Kosmont Transaction Services. David provides treasury consulting services to clients including cash flow modeling and market analysis. David spends approximately 5 hours per week on this business. The annual fee for client accounts is charged as a percentage of assets under management.

Item 6: Supervision:

Before entering into any contract with a prospective client, Robert Michalik will review all relevant materials provided by David Bilby. These materials may include presentation decks, meeting notes (from both in-person and virtual meetings), and any other shared information. Additionally, Robert will ensure that only firm-approved literature is used during interactions with potential clients. To maintain consistency in messaging, Robert will attend meetings regularly, allowing him to observe and confirm that David Bilby communicates effectively with prospective clients. This involvement will also enable Robert to offer ongoing coaching and constructive feedback to David Bilby as needed.

Item 1: Cover Page:

Robert Michalik, EVP & COO

CRD#: 7561351

Optimized Investment Partners, LLC

Business Address:

2212 Carol View Dr., Apt 103

Cardiff, CA 92007

Phone#: 619-324-9531

Item 1B:

This brochure supplement provides information about the following supervised person, Robert Michalik, that supplements the Optimized Investment Partners, LLC brochure (Optimized ADV Part 2A). You should have received a copy of that brochure. Please contact David Bilby, CEO, CCO & President if you did not receive the Optimized Investment Partners, LLC brochure or if you have any questions about the contents of this supplement.

Additional information about Robert Michalik is available on the SEC's website at www.adviserinfo.sec.gov.

Robert Michalik is the co-founder, Executive Vice President & COO of Optimized Investment Partners, LLC. Robert was born in 1977. Robert has a Bachelor of Science in Business Management from the University of Phoenix and is credentialed as a Series 65 Registered Investment Adviser Representative under the North American Securities Administrators Association (NASAA). Robert's experience includes strategic executive leadership and process improvement with over 25 years of experience driving and optimizing business operations and services for large and diverse organizations, including J.P. Morgan Chase, Caliber Home Loans, and First American. Robert led teams of up to 300 employees across international locations, tightly managed operating budgets exceeding $14M, and has an impeccable track record in internal- and external-facing audits. Robert held the positions of Vice President of Foreclosure, Vice President of Bankruptcy, Vice President of Default Claims & Vice President-Loss Mitigation Fulfillment, REO/Collateral Management & HUD/HAF from 2014 to 2022.

Item 3: Disciplinary Information:

We are required to disclose any legal or disciplinary events that are material to a client's or prospective client's evaluation of our advisory business or the integrity of Robert Michalik. No events have occurred that are applicable to this item.

Item 4: Other Business Activities:

N/A-None

Item 5: Additional Compensation:

N/A-None

Item 6: Supervision:

David Bilby, the CEO, CCO & President, is responsible for supervising Robert's activities on behalf of our firm. David can be reached via phone @ 619-324-9510

Supervised persons are supervised as follows:

Before entering into any contract with a prospective client, David Bilby will review all relevant information presented by Robert Michalik. This may include presentation decks, meeting notes (from both in-person and virtual meetings), and other materials shared with the potential client. Additionally, David will ensure that only firm-approved literature is used in client interactions prior to Robert meeting with any prospective client. To maintain message consistency, David will attend meetings regularly, providing an opportunity to observe and confirm that Robert communicates effectively with prospective clients. This involvement will also allow David to offer ongoing coaching and constructive feedback to Robert Michalik as needed.

REQUEST FOR PROPOSALS

City of Coalinga

INVESTMENT ADVISORY SERVICES

Release Date: May 5, 2025

Submission Deadline: May 30, 2025 by 5:00 PM PST

Contact

Mai Vang, Financial Services Director
Email: mvang@coalinga.com

INVESTMENT ADVISORY SERVICES

I. INTRODUCTION

The City of Coalinga is seeking proposals from qualified investment advisory firms to provide discretionary and prudent investment in the City's temporary idle cash and outline policies for maximizing the efficiency of the City's cash by achieving its primary investment objectives of **safety**, **liquidity**, and **reasonable yield**. The ultimate goal is to enhance the economic well-being of the City while protecting its pooled cash while in compliance with California Government Codes and the City's Investment Policy.

II. SCOPE OF SERVICES

The selected firm will be expected to perform the following services, but not limited to:

1. Develop and implement sound investment strategies within state law and the City's Investment Policy.
2. Manage the City's portfolio with discretionary authority.
3. Provide monthly/quarterly/annual reporting of City funds. Reports will cover a range including but not limited to local, and national economy, the City's portfolio holdings, composition and sector analysis, return, weight average of maturity, duration, performance objectives, and policy compliance.
4. Attend meetings with City staff, City Council, and other public meetings as needed (in person or virtual) and present or answer questions when asked.
5. Perform due diligence on broker/dealers and manage relationships with approved trading partners.
6. Annually review and recommend updates to the City's Investment Policy.
7. Provide secure online account access for authorized City personnel.
8. Assist with audit-related questions and documentation as required.
9. Answer questions from staff and provide general guidance in related areas.
10. Coordinate with the City's third-party brokers for safekeeping of securities.
11. Assist the City with cash flow/maturity analysis.
12. Provide credit analysis of investment instruments in portfolio and the creditworthiness of financial institutions.
13. Evaluate market risk and develop strategies that minimize the impact on the portfolio and maximize the portfolio's performance.

14. Establish an appropriate performance benchmark.
15. Provide advice and recommendations to buy and sell appropriate investment securities on non-discretionary basis.
16. Provide City with various other investment advisory services and education workshops as needed.

III. PROPOSAL SUBMISSION INSTRUCTIONS

Deadline: Proposals must be received by **May 30, 2025 by 5:00 pm PST**.

1. **Submission Method:** Proposals shall be submitted via **email only** to:

   Mai Vang
   Financial Services Department
   City of Coalinga
   Email: mvang@coalinga.com

   Electronic copies shall be submitted by an emailed PDF

2. **Pre-Submittal Questions:** Firms may submit written questions regarding this RFP to the contact above. All questions must be received by **May 14, 2025 by 5:00 PM PST**. Responses will be shared with all interested parties.
3. **Interviews:** Interviews will be conducted with top-ranked proposers prior to final selection at the discretion of the City should they determine them necessary.
4. **Format:** The format of submittals is at the discretion of the Proposer. Each proposal shall be limited to a maximum of 20 pages, single-sided, using a minimum 12-point font size. Page limit excludes a table of contents, and resumes for the Consultant's team.
5. **License and Certifications:** Professionals must maintain all applicable licenses and certifications as required by law.
6. **Costs:** All cost associated with the preparation of proposals shall be borne by Professional.
7. **Modification Authority:** The City reserves the unilateral right to amend, cancel, or reissue this RFP in writing at any time.
8. **Disclosure:** Materials submitted by Professionals are subject to public inspection under the California Public Records Act (Government Code Sec. 7927.000 et seq.), unless exempt. Any determination that a document is or is not a public record pursuant to the Public Records Act shall be decided solely by the City. In the event the Professional believes a document or record to be confidential, the Professional shall mark the document in a conspicuous location as "CONFIDENTIAL" before providing it to the City.

IV. SCHEDULE FOR RFP PROCESS

Date and Time	Process Steps
May 5, 2025	Request for Proposal released
May 14, 2025 by 5 PM PST	Deadline to submit questions to City of Coalinga
May 22, 2025	Reponses to Questions Posted
May 30, 2025 by 5 PM PST	Proposal Submission Deadline
June 2-6, 2025	Evaluation of Proposals
June 20, 2025	Notification of Awards
July 1, 2025 (or after)	Contract Start Date

V. PROPOSAL REQUIREMENTS

Proposals should be clear, concise, and include the following sections:

1. **Cover Letter** – Introduce the firm, signed by an authorized representative.
2. **Executive Summary** – Describe your firm's capabilities and interest in serving the City.
3. **Firm Qualifications and Personnel** – Detail experience with municipal clients, bios of key staff, and organizational structure.
4. **Investment Philosophy and Strategy** – Explain your approach to managing public funds.
5. **Pricing Structure** – Provide a complete fee schedule, including flat fees, asset-based fees, hourly rates, and any reimbursable costs.
6. **Client References** – At least three municipal or public agency clients with contact information.
7. **Sample Reports** – Provide one or more sample monthly/quarterly reports.
8. **Form ADV and Financials** – Include your most recent Form ADV (Parts I & II) and current audited financial statements.

VI. EVALUATION CRITERIA

Proposals will be evaluated according to the following weighted criteria:

Criteria	Weight
Public agency experience	30%
Investment strategy & understanding	25%
Cost of services	20%
Reporting and compliance tools	15%
References	10%

The City reserves the right to request additional information, interview firms, and negotiate final terms.

VII. ATTACHMENTS

- [City of Coalinga Investment Policy]
- [Professional Services Agreement Template]

Thank you for your interest in partnering with the City of Coalinga.

STAFF REPORT - CITY COUNCIL/SUCCESSOR AGENCY/PUBLIC FINANCE AUTHORITY

Subject:	Discussion, Direction and Potential Action Regarding Revisions to the City Council Code of Conduct, Councilmember Rights and Duties, Procedures for Filling Vacancies, and City Treasurer Responsibilities
Meeting Date:	Thursday, July 17, 2025
From:	Sean Brewer, Interim City Manager
Prepared by:	Sean Brewer, Interim City Manager

I. RECOMMENDATION:

It is recommended that the City Council review the proposed updates to the City Council Code of Conduct and related governance documents, including:

- Councilmember rights and duties
- Procedural rules for filling City Council vacancies
- Clarification of the roles and responsibilities of the City Treasurer
- Incorporation of best practices aligned with Robert's Rules of Order and the Brown Act

Council is asked to provide direction on the proposed amendments to allow final revisions to be prepared for formal adoption at a future meeting.

II. BACKGROUND:

At the August 15, 2024 meeting, the City Council discussed the need to revise the City's Code of Conduct to include a clear and standardized process for filling vacancies on the City Council. This was in response to a Future Agenda Item request submitted by Councilmember Vosburg. The Council reviewed initial recommendations provided by the City Attorney and directed staff to draft additional language that:

- Establishes application timelines
- Defines interview procedures
- Describes Council deliberation and voting protocols for candidate appointments

Additionally, Mayor Vosburg requested an agenda item to further examine the rights and duties of Councilmembers and other elected positions, and to ensure that the Council's procedures are consistent with Robert's Rules of Order, the Brown Act, and overall governance efficiency.

The City Attorney has reviewed these items and provided supporting documents and draft language addressing:

- Councilmember rights and limitations (including procedural efficiency and ethical standards)
- Brown Act compliance for public meetings
- Clarification of the legal and functional separation between the elected City Treasurer and appointed Finance Director

All proposed language updates have been incorporated into the draft documents attached to this report for Council review.

III. DISCUSSION:

The additional changes requested by Council pertaining to the candidate selection process is attached for Council's review.

Also attached is the drafted language addressing Councilmember rights and duties.

The changes addressing consistency with Robert's Rules of Order and the Brown Act have been incorporated into the Code of Conduct and are attached for Council's review.

Council should read and familiarize themselves with the attachments prior to the meeting and be prepared with any suggested changes. Once Council directs staff on all confirmed changes, the City Attorney will make the changes accordingly in their appropriate location of the document for Council's final approval at a subsequent meeting,

IV. ALTERNATIVES:

Councilmember Rights and Duties
The draft document titled *"The Rights and Responsibilities of a City Councilperson in California"* (attached) provides clarity regarding policymaking, budgeting, oversight, and ethical conduct. It also emphasizes Council limitations, including:

- Prohibitions against individual direction to staff
- Adherence to the City Manager-led administrative structure
- Brown Act compliance for all Council communications and decisions

Code of Conduct Revisions
Significant updates were made to the Council's Rules of Procedure, incorporating:

- Expectations for decorum during meetings and on social media
- Conduct toward staff and members of the public
- Council member attendance requirements
- Rules regarding requests for agenda items and budget amendments
- Reinforcement of Brown Act requirements for agenda setting and public participation

Vacancy Appointment Procedure
To promote transparency and fairness, the candidate appointment process has been formalized with language that outlines:

- Application timelines and required outreach
- Interview procedures with equal time and structured questioning
- Nomination and voting processes for appointments

City Treasurer vs. Finance Director
The City Attorney conducted an extensive analysis comparing the statutory duties of the elected City Treasurer with those of the Finance Director, as defined in Government Code and local ordinance. Based on this review:

- The Treasurer's role is primarily oversight-based, focusing on monthly financial reports and investment policy compliance
- The Finance Director is responsible for the day-to-day financial operations of the City
- The Treasurer shall not perform duties of the Finance Director, as explicitly prohibited in Municipal Code Section 2-1.501.

Proposed updates to Coalinga Municipal Code Sections 2-1.500 et seq. have been drafted to better define the Treasurer's limited but important oversight role and eliminate confusion over duties.

V. FISCAL IMPACT:

There is no immediate fiscal impact from these proposed changes.

ATTACHMENTS:

File Name	Description
COC_-_Additional_Language_Addressing_Candidate_Selection_Process_030625.pdf	Candidate Selection Process
2025.02.20_Council_Member_Rights_and_Duties.docx	Council Members & Other Elected Officials Rights and Duties
Code_of_Conduct_Draft_Amend_Consistency_w-Robert_sRules___BrownAct_030625.pdf	Council Code of Conduct - Consistent Robert's Rules of Order and Brown Act (Redlined)
COC_2-1.500_Revisions.docx	Recommended Treasurer Duties Ordinance Revisions

Appointment Process for City Council Committees and Commissions

This section outlines the process for the city council to solicit nominations, vet applicants, and make appointments to subordinate committees and commissions. The process emphasizes open communication, standardized procedures, and objective evaluation to ensure qualified and committed individuals are selected to serve the community.

1. Advertising and Recruitment

To attract a diverse pool of qualified applicants, the city clerk should publicize openings on committees and commissions. The Maddy Act (Government Code Section 54972) requires that each legislative body prepare an annual list of all boards, commissions, and committees that are appointed by the local agency. This list is publicly available and includes information about upcoming vacancies and the application process,

Where to Announce Openings:

- **City Website:** Prominently feature a dedicated section for boards and commissions, with clear links to application forms and relevant information.
- **Local Newspapers:** Publish announcements in both print and online editions of local newspapers to reach a broader audience.
- **Community Centers and Public Libraries:** Post flyers and application information in community centers, libraries, and other public spaces.
- **Social Media:** Utilize the city's social media platforms (Facebook, Twitter, Nextdoor, etc.) to share announcements and engage with potential applicants.
- Any other methods are acceptable for use if the City Clerk believes it will reasonably attract applicants.

Information to be Included in the Announcement:

- **Committee/Commission Purpose and Responsibilities:** The purpose, goals, and responsibilities of the committee or commission shall be described.
- **Eligibility Criteria:** Specify any residency, age, or other requirements for applicants.
- **Meeting Schedule and Time Commitment:** Provide information about the frequency and duration of meetings, as well as any expected time commitment outside of meetings.
- **Application Process:** Outline the application process, including where to find applications, required documentation, and submission deadlines.
- **Contact Information:** Provide contact information for questions and inquiries.

3. Establishing Timelines

Clear timelines ensure a consistent and efficient appointment process.

Application Period:

- The Council will announce the opening at a City Council meeting and the closing date for applications which will be at least two weeks following the date the opening is announced at a council meeting.

Providing Applications to the Council:

- Interviews shall be scheduled for no later than two council meetings following the close of the application period. Applicants should be notified of their required attendance **one week before interviews** are scheduled.

4. Application Review

A standardized application review process ensures fairness and consistency in evaluating candidates.

Application Completeness:

- All applications submitted will be reviewed by the City Manager to ensure they are complete and meet the stated eligibility criteria.
- All candidates who completed the application in full, and are in good standing, shall be provided to the City Council.

Verifying Applicant Standing:

- The City Manager shall verify that applicants are in good standing with the city. This may involve checking for outstanding fines, code violations, or any legal issues that might affect their ability to serve on a committee or commission.

5. Interview & Nomination Process of Candidates:

Interview Order:

- To avoid any perception of bias, the order in which candidates are interviewed should be **randomly selected** prior to the meeting. This can be done using a random number generator or drawing names from a hat.

Time Allotment:

- Allocate an **equal amount of time** for each interview to ensure fairness. The specific time allotted will depend on the number of candidates and the complexity of the committee or commission's responsibilities. The default time per candidate shall be 15 minutes total.

Interview Format:

- **Candidate Statement:** Each candidate may make a 3-minute opening statement to explain their interest and expertise or desire to serve.
- **Standardized Questions:** Following the Candidate Statement, Council may ask any questions. Unless otherwise agreed upon, the order of questions shall proceed with the Mayor, Vice Mayor, and then to the Vice Mayor's left across the dais until all questions are completed. These questions should be relevant to the committee or commission's purpose

and responsibilities and may assess the candidate's experience, knowledge, and commitment to public service. In fairness, only one question at a time may be asked with reasonable short follow-up or clarifying questions.

6. Final Selection

Council Deliberation:

- After all interviews are conducted, the city council should deliberate publicly to discuss the qualifications of each candidate.
- Only those receiving a nomination from a Councilperson will be considered for a vote.

Voting Procedure:

- **All nominations are considered together.** This allows for a comprehensive comparison of all nominees.
- **No second confirming nomination is required.** A single nomination is sufficient to put a candidate forward for consideration.
- **Council members discuss the qualifications of each nominee.** This deliberation should be conducted in a public meeting, allowing for transparency and public input.
- **A vote is then taken on each nominee individually.** Nominees shall be voted upon in the order of their interview. Candidates who were interviewed but did not receive a nomination shall not be voted upon. This ensures that each nominee receives proper consideration and avoids potential biases that could arise from bloc voting.
- **Simple majority vote:** The first nominee who receives more than half of the confirmation votes is appointed. If multiple vacancies exist, the voting may continue.

The Rights and Responsibilities of a City Councilperson in California

The rights and responsibilities of a city councilperson in California are derived from various sources, including:

- **California Government Code:** The California Government Code provides a framework for the organization and operation of city governments, including the roles and responsibilities of city council members.
- **Local Ordinances:** Cities may enact ordinances that further define the rights and responsibilities of city council members.
- **Case Law:** Court decisions interpret and clarify the laws and regulations governing city council members.

City council members have a fiduciary duty to act in the best interests of the city and its residents. Their primary responsibilities include:

- **Policymaking:** Enacting ordinances and resolutions to address local issues and provide for the health, safety, and welfare of the community. For example, the council may adopt ordinances regulating land use, traffic, or public safety.
- **Budgeting:** Approving and overseeing the city's budget, ensuring responsible allocation of public funds. This includes setting priorities for spending and ensuring that the city's finances are managed effectively.
- **Oversight:** Monitoring the performance of city departments and holding city staff accountable for implementing council policies. This may involve reviewing reports, conducting hearings, and making inquiries to ensure that city services are delivered efficiently and effectively.
- **Appointments:** Appointing members to boards, commissions, and committees that advise the council on various matters. These bodies may provide expertise on issues such as planning, transportation, or public safety.
- **Representation:** Representing the interests of their constituents and advocating for their needs. This includes listening to concerns, responding to inquiries, and working to address issues that affect the community.

Limitations on Council authority include:

- **Acting Individually:** Council members generally cannot act individually on behalf of the city[4]. Decisions must be made collectively by the council as a whole at duly noticed public meetings[4]. This principle is crucial to ensure transparency and accountability in local government.
- **Interfering with Administration:** Council members should not interfere with the day-to-day administration of city affairs, which is typically the responsibility of the city manager. Their role is to set policy, not to manage individual employees or departments.
- **Giving Orders to Employees:** Council members should not give direct orders to city employees. All instructions should be channeled through the city manager to maintain a clear chain of command and avoid confusion or conflicts.
- **Conflicts of Interest:** Council members must avoid conflicts of interest and refrain from using their positions for personal gain. For example, a council member who owns property that would be affected by a zoning decision should recuse themselves from voting on that matter.

Best Practices for Council Members

- **Attend Training:** Newly elected council members should attend training sessions to learn about their roles and responsibilities. These sessions may cover topics such as the Brown Act, the city's budget process, and ethical considerations.
- **Consult with City Attorney:** Council members should consult with the city attorney for legal advice on any matters related to their duties. This is essential to ensure that their actions comply with the law and to avoid potential liability.
- **Adhere to Ethical Standards:** Council members should maintain high ethical standards and avoid even the appearance of impropriety. This includes being honest and transparent in their dealings with the public and avoiding any actions that could be perceived as conflicts of interest.
- **Communicate with Constituents:** Council members should actively communicate with their constituents and seek their input on important issues[6]. This can be done through town hall meetings, community forums, and regular communication channels such as newsletters or social media.
- **Work Collaboratively:** Council members should work collaboratively with other council members and city staff to achieve common goals. This includes respecting diverse viewpoints, engaging in constructive dialogue, and finding common ground to address community needs.

Rights and Responsibilities of a City Treasurer in California

The city treasurer plays a critical role in maintaining the financial health and stability of the city by safeguarding public funds, ensuring compliance with financial regulations, and overseeing various aspects of the city's financial operations. This summary is based on the California Government Code, relevant case law, and the specific ordinances or charter provisions of the city in question. However, the City's Municipal Code states that the Treasurer shall ***not*** perform any function or duty of the Finance Director.

California Government Code

The California Government Code outlines the fundamental duties of a city treasurer. Govt C §§41001–41007, 53630–53686.These include:

- **Receiving and Safekeeping Funds:** The city treasurer is the custodian of all city funds and is responsible for their safekeeping.
- **Compliance with Financial Laws:** The treasurer must comply with all state laws regarding the deposit, securing, and handling of public and trust funds.
- **Disbursement of Funds:** The treasurer disburses city funds only on warrants signed by legally designated persons.
- **Reporting and Accounting:** The treasurer must submit a monthly written report to the city clerk and the legislative body, accounting for all receipts, disbursements, and fund balances.
- **Tax and License Fee Collection:** The treasurer performs duties related to collecting city taxes and license fees as prescribed by ordinance.
- **Appointment of Deputies:** The treasurer may appoint deputies and is responsible for their actions.

CITY OF COALINGA-COUNCIL RULES OF PROCEDURE

Decorum of City Council Members

1. Council Members shall:
   a. put constituents first at all times;
   b. treat each other, Staff, and the Public with dignity, courtesy, and respect;
   c. value all opinions, be tolerant of new and different ideas, and encourage creativity and innovation;
   d. follow through on commitments and be accountable to each other;
   e. clarify when items are discussed in confidence and maintain appropriate confidentiality;
   f. be attentive to others, limiting interruptions and distractions;
   g. encourage dissent in debate while being mindful not to prolong discourse or block consensus;
   h. be candid with each other about ideas and feelings, and resolve conflicts directly;
   i. keep comments clear, concise, and on-topic to maximize opportunities for all to express themselves;
   j. continuously strive to improve how members work as a team;
   k. place clear and realistic demands on staff resources and time when requesting action;
   l. start and end meetings on time, work from an agenda, and be present, attentive, and prepared;
   m. present problems in a way that promotes discussion and resolution;
   n. continually work to build trust in each other;
   o. treat each other and everyone with courtesy and refrain from inappropriate behavior and derogatory comments at all times, including but not limited to Council Meetings, social media, and public events;
   p. be fair, impartial, and unbiased when voting on quasi-judicial actions;
   q. move to require the Mayor to enforce these Rules, and the Mayor shall do so upon an affirmative vote of a majority of the Council Members present;
   r. preserve order and decorum during the meeting;
   s. not delay or interrupt the proceedings or the peace of the council, nor disturb any Council Member while speaking, by conversation or otherwise;
   t. prohibit disclosure of confidential communications and authorize public censure for failure to comply;

u. support the Rules established by the Council;

v. abide by these Rules in conducting the business of the City of Coalinga;

w. value each other's time;

x. attempt to build consensus on an item through an opportunity for dialogue; but when this is not possible, the majority vote shall prevail and the majority shall show respect for the opinion of the minority;

y. have the right to dissent from, protest, or comment upon any action of the Council;

z. respect each other's opportunity to speak and, if necessary, agree to disagree;

aa. avoid offensive negative comments and shall practice civility and decorum during discussions and debate;

bb. assist the Mayor's exercise of the affirmative duty to maintain order;

cc. speak to the City Manager directly on issues and concerns but not give individual direction;

dd. treat staff professionally and refrain from publicly criticizing individual employees;

ee. avoid involvement in personnel issues except during Council closed sessions regarding Council-appointed staff such as the City Manager and City Attorney, including hiring, firing, promoting, disciplining, and other personnel matters;

ff. discuss directly with the City Manager and/or City Attorney any displeasure with a department or Staff;

gg. request answers to questions on agenda items from the City Manager, City Attorney, City Clerk, City Treasurer, Department Directors, or Division Managers prior to the meeting whenever possible;

hh. be deemed to have forfeited his or her title to office upon failing to attend four (4) consecutive Regular City Council Meetings without excuse;

ii. may present via audio, visual, presentation or other means of communications any agenda item requested to be placed on the agenda by that Council Member; and

jj. disclose conflicts of interest:

(i) The Political Reform Act prohibits any public official from making, participating in making, or in any way attempting to use his/her official position to influence a governmental decision in which the public official knows or has reason to know he/she has a financial interest.

(ii) A Public Official who holds an office specified in Government Code Section

87200, and who has a disqualifying financial interest in a decision, shall identify the conflict of interest or potential conflict of interest, and immediately, prior to the consideration of the matter, do all of the following:

- publicly identify the financial interest that gives rise to the conflict of interest or potential conflict of interest in detail sufficient to be understood by the public, except that disclosure of the exact street address of a residence is not required;
- recuse himself/herself from discussing and voting on the matter, or otherwise acting n violation of Government Code Section 87100;
- Leave the room until after the discussion, vote, and any other disposition of the matter is concluded, unless the matter has been placed on the portion of the agenda reserved for uncontested matters;
- And, the Public Official may speak on the issue during the time the general public speaks on the issue, but not from the dais.

(iii) Public Officials who have a disqualifying conflict of interest shall also comply with the administrative regulations of the Fair Political Practices Commission, as may be amended or adopted, from time to time, for implementing this rule.

kk. direct all contracts to City Manager for signature.

ll. strive to pass balanced budgets in a timely manner.

mm. not submit requests for non-budgeted expenses as those types of agenda items should originate on the City Council agenda from City Staff via the City Manager if it relates to City building maintenance, staffing, personnel, City vehicles, repairs or upgrades.

nn. refrain from interfering in City administrative duties assigned to the City Manager and Department Heads. All requests from City Staff should flow through their supervisors and the City Manager.

oo. not be involved in the day-to-day work of the City Staff and should make sure not to interfere in the maintenance, personnel needs, City structures and Staff requests.

pp. not interfere with the execution by the City Manager of his or her powers or duties. Except for purposes of inquiry, the Council and its members shall deal with the portion of the administrative services for which the City Manager is responsible solely through him or her. Council Members are not allowed to interfere and/or influence the City Manager in making purchases of any materials, supplies or increase in personnel that come from a City Staff Member or department that have not gone through the chain of command and have approval from the City Manager.

qq. set policy, but it is the City Manager who actually implements the policies. This means it is not the role of the Council Member to supervise City employees on the job or become involved in the day-to-day administration of City affairs such as personnel, building repairs, and maintenance and all requests from City Staff shall go through the City Manager.

rr. not be authorized to interfere with the City Manager's administration of City government. Council Members may not give orders to Staff, Department Heads or other City employees. To do its job, however, Council may request information from City Staff on how the City is operating, however any actions from those conversations that could impact the budget or disrupt from the City Manager's ability to lead should originate from City Staff and follow their chain of command. This does not stop Council from asking questions to City Staff pertaining to a Future Agenda Item they are working on unrelated to duties of the City Manager.

ss. understand it is the City Manager who has the power, and it shall be his or her duty, to appoint, discipline and remove all employees of the City under his or her jurisdiction, subject to civil service requirements.

tt. receive individual emails from the City Clerk monthly outlining each individual Council Member's travel and training budget balance.

Decorum of City Staff

1. City Staff shall:

   a. prepare well-written staff reports and provide accompanying documents on all agenda items in accordance with the agenda format and preparation schedule;

   b. be available for questions from Council Members in accordance with the Brown Act prior to and during meetings;

   c. respond to questions from the public during meetings only when requested to do so by Council Members or the City Manager;

   d. refrain from arguing with the Public or Council Members;

   e. switch any electronic equipment such as pagers and cellular telephones to silent, airplane mode or off during Council Meetings;

   f. remain objective on issues and should not be advocates for issues unless so directed by the City Manager; and

   g. disclose conflicts of interest:

      (i) The Political Reform Act prohibits any Staff Member from making, participating in making, or in any way attempting to use his/her official position to influence a governmental decision in which the public official knows or has reason to know he/she has a financial interest.

(ii) A Staff Member who holds an office specified in Government Code Section 87200, and who has a disqualifying financial interest in a decision, shall identify the conflict of interest or potential conflict of interest, and immediately, prior to the consideration of the matter, do all of the following:

- publicly identify the financial interest that gives rise to the conflict of interest or potential conflict of interest in detail sufficient to be understood by the public, except that disclosure of the exact street address of a residence is not required;
- recuse himself/herself from discussing the matter, or otherwise acting in violation of Government Code Section 87100;
- Leave the room until after the discussion, vote, and any other disposition of the matter is concluded, unless the matter has been placed on the portion of the agenda reserved for uncontested matters;
- And, the Staff Member may speak on the issue during the time the general public speaks on the issue, but not from the dais.

(iii) Staff Members who have a disqualifying conflict of interest shall also comply with the administrative regulations of the Fair Political Practices Commission, as may be amended or adopted, from time to time, for implementing this rule.

Decorum of the Public

1. Any Member of the Public who is a Lobbyist shall identify themselves and the client(s), business, or organization they represent before speaking to the Council.
2. Members of the Public attending Council meetings shall observe the same rules and decorum applicable to the Council Members and staff as noted above.
3. Members of the Public attending Council meetings shall not bring food items into the Council Chambers. Water is okay so long as the container it is in has a closed top.
4. No person shall engage in conduct that is intended to or is likely to provoke violent or riotous behavior, nor shall any person engage in conduct that disturbs the orderly conduct of the Council meeting. Examples of disorderly conduct include, but are not limited to, feet-stamping, whistling, yelling or shouting, organized silent demonstrations, physically threatening conduct, name calling, cursing, and similar demonstrations.
5. The Mayor shall request that a person who is breaching the rules of decorum cease the conduct. If the person does not cease the conduct immediately, the Mayor may declare that person to be in disorder as a result of their conduct and order the

person to leave the Council Meeting. The Coalinga Police Department shall assist the Mayor in enforcing the rules of decorum, including removing disorderly persons upon order of the Mayor.

6. Any person who willfully engages in conduct which is designed to or is likely to provoke others to engage in violent or riotous behavior, disturbs the peace of the meeting by loud and unreasonable noise, engages in other disruptive conduct which substantially interferes with the orderly conduct of business before the Council, and who fails, upon request of the Mayor, or representative acting in the capacity of the Mayor, to cease such activity, shall be barred from further attendance at such meeting unless permission to remain and/or address the Council is granted by a majority vote of the Council. A person violating this subsection may be charged with a misdemeanor.

Addressing the Council

1. Purpose of Citizen Comments. During City Council meetings, the City provides opportunities for the public to address the Council as a whole in order to listen to the public's opinions regarding matters within the jurisdiction of the City.
   a. Citizen Comments should not be addressed to individual Council Members not to City Officials, but rather to the Council as a whole regarding City business.
   b. While Members of the Public may speak their opinions on City business, personal attacks on Council Members and City Officials, use of swear words, and signs or displays of disrespect for individuals are discouraged as they impede good communication with the Council.
   c. Consistent with the Brown Act, the public comment periods on the agenda are not intended to be "Question and Answer" periods or conversations with the Council and City Officials.
   d. Members of the Public with questions concerning Consent Calendar items may contact the Staff person who provided the report prior to the meeting.
2. Citizens interested in making comments related to a specific agenda item shall complete a Public Comment Card and provide it to the City Clerk prior to the vote on the item they wish to speak on.
3. Speaker time limits. In the interest of facilitating the Council's conduct of City Business, the following time limits apply to Members of the Public (speakers) who wish to address the Council during the meeting.
   a. Matters within the jurisdiction of the City. Three (3) minutes per speaker.
   b. Time limits per meeting.
      (i) Each speaker shall limit his/her remarks to the specified time allotment.
      (ii) The City Clerk shall consistently utilize the timing system.

(iii) In the further interest of time, speakers may be asked to limit their comments to new materials and not repeat what a prior speaker said. Organized groups may choose a single spokesperson who may speak for the group, but with no increase in time.

(iv) Speakers shall not concede any part of their allotted time to another speaker.

(v) The Mayor, with consensus of Council, may further limit, or expand, the time allotted for public comments per speaker or in total for the orderly conduct of the meeting; such limits shall be fairly applied.

Electronic Devices

1. Members of the Public shall turn their electronic devices that are capable of emitting sound – including cellular telephones, personal data devices, pagers, digital tablets, laptop computers, etc. – to the off or silent mode during Council Meetings.
2. Cameras. Cameras and recording equipment may be used during Council Meetings only if:
   a. the devices are silent during use; and
   b. the devices are used in a manner and at locations that do not impede walkways or others views of the meeting or disrupt the conduct of the meeting.

Location of Speaker

1. Members of the Public shall not approach the dais without the express consent of the Mayor.
2. Members of the Public wishing to address the Council must approach the podium when recognized by the Mayor and speak only from the podium.
3. Members of the Public should, but are not required, to state their name and address before beginning comments.

MEETING TYPES AND SCHEDULES

Regular Meetings

1. The Council shall meet the first and third Thursday of each month generally beginning at 6:00 p.m. in the City Hall Council Chambers, 155 W. Durian Ave, Coalinga, California, except as otherwise provided in the annually adopted meeting schedule or as otherwise revised by the Council.
2. Whenever possible, Special Workshops shall take place in the Council Chambers.
3. All City Council Meetings, Regular or Special, other than Emergency Meetings,

including workshops, shall not be scheduled before 5:00 p.m.

Adjourned Meetings

As permitted by law, the Council may adjourn any Regular, Adjourned Regular, Special, or Adjourned Special Meeting to a time and place specified in the motion of adjournment.

Any Regular, Adjourned Regular, Special, or Adjourned Special Meeting of the Council may be adjourned to a time and place specified in the order of the adjournment. Less than a quorum may so adjourn from time to time. If all the members of the Council are absent from a Regular or Adjourned Regular Meeting, the City Clerk or Deputy City Clerk may declare the meeting adjourned to a stated time and place and shall cause a written notice of the adjournment to be delivered personally or by mail to each member of the Council, the City Attorney, and to each local newspaper of general circulation and radio or television station requesting notice in writing. Such notice shall be delivered personally or by mail at least twenty-four (24) hours before the time of such meeting as set forth in the notice. A copy of the order or notice of an adjournment shall be conspicuously posted on or near the door of the place where the Regular, Adjourned Regular, Special, Adjourned Special Meeting was held within twenty-four (24) hours after the time of the adjournment. When a Regular or Adjourned Regular Meeting is adjourned as provided in this section, the resulting Adjourned Regular Meeting shall be a Regular Meeting for all purposes. When an order of adjournment of any meeting fails to state the hour at which the Adjourned Meeting is held, it shall be held at the hour specified for Regular Meetings by ordinance, resolution, law, or other rules.

Special Meetings

A Special Meeting of the City Council may be called at any time by the Mayor, Mayor Pro-Tem, or by a majority of the members of the Council by delivering personally or by mail a written notice to each member of the Council, the City Attorney, and to each local newspaper of general circulation and radio or television station requesting notice in writing. Such notice shall be delivered personally or by mail at least twenty-four (24) hours before the time of such meeting as set forth in the notice. The call and notice shall set forth the time and place of the Special Meeting and the business to be transacted. No other business shall be considered at such meeting. Such written notice may be dispensed with as to any member who, at or prior to the time the meeting convenes, files with the City Clerk or Deputy City Clerk, a written waiver of the notice. Such waiver may be given by telephone or by telegram. Such written notice may also be dispensed with as to any member who is actually present at the meeting as the time it convenes.

Emergency Meetings

1. In the case of an emergency situation involving matters upon which prompt

action is necessary due to the disruption or threatened disruption of public facilities, the legislative body may hold an Emergency Meeting without complying with either the 72-hour or 24-hour notice and posting requirements for Regular and Special Meetings, but shall otherwise comply with the Brown Act procedures generally stated below.

2. Each local newspaper of general circulation and radio or television station that has requested notice of Special Meetings pursuant to the Brown Act, shall be notified by the Mayor of the legislative body, or designee thereof, at least one hour prior to the Emergency Meeting, or in the case of a dire emergency, at or near the time that the Mayor or designee notifies the Council of the Emergency Meeting.
3. This notice shall be given by telephone call to the numbers provided in the most recent request for notification.
4. In the event that telephone services are not functioning, the notice requirements of this section shall be deemed waived, and the legislative body, or designee of the legislative body, shall notify those newspapers, radio stations, or television stations of the Emergency Meeting, the purpose of the meeting, and any action taken at the meeting as soon after the meeting as possible.
5. During an Emergency Meeting, the legislative body may meet in closed session pursuant to the Brown Act if agreed to by a two-thirds vote of the members present, being not less than four votes of the Council.
6. All Special Meeting requirements in the Brown Act shall be applicable to an Emergency Meeting, with the exception of the 24-hour notice and posting requirement.
7. The minutes of an Emergency Meeting; a list of persons who the Mayor or designee of the Council, notified or attempted to notify; a copy of the roll call vote; and any actions taken at the meeting, shall be posted for a minimum of ten (10) days in a public place as soon after the meeting as possible.

Closed Sessions

1. Closed Sessions generally shall be conducted on the first and third Thursday of every month or during Special Meetings held immediately prior to Regular Meetings.
2. In accordance with the Brown Act, the public may speak regarding any Closed Session item prior to the Closed Session during the Citizen Comments portion of the agenda.
3. All Closed Session information, verbal or written, is privileged and confidential and shall not be shared with any person not at the Closed Session. Any Council Member sharing information in violation of this rule may be subject to censure by

the Council consistent with the Council's confidentiality policy then in effect.

4. The City Attorney shall report out in open session any reportable actions that were taken by Council and the vote on such actions in accordance with the Brown Act.

Public Hearings

1. The City Clerk shall set Public Hearing dates on all matters that require a notice and Public Hearing before the Council, such as matters received from the planning division and appeals to the Council.
2. Public Hearings will not be withdrawn or continued without the full knowledge and concurrence of the Council Members within whose districts/jurisdiction the issue resides.
3. The Council may refuse to grant a continuance of any Public Hearing unless there is a valid legal reason why the Public Hearing must be continued.
4. Continuances.
   a. Any person (applicant, appellant, or designated representative) scheduled for a Public Hearing before the Council:
      (i) may obtain one continuance for a period not to exceed the second Regular Meeting after the original scheduled Public Hearing date, as a matter of right, without personally appearing before the Council on the scheduled hearing date, provided a written request for the continuance must be delivered to the City Clerk by noon on the day prior to the scheduled Public Hearing. Any person, who has once obtained a continuance by any procedure, may not obtain a subsequent continuance by notifying the City Clerk as provided in this Rule 6.F.a(i).

      (ii) who wants to obtain a continuance of the Public Hearing beyond the second Regular Meeting after the original scheduled Public Hearing date, or has not notified the City Clerk as provided in Rule 6.F.4.a(i), may obtain a continuance only by appearing before the Council at the time the original Public Hearing is scheduled and requesting a continuance. This continuance is not a matter of right and will not be granted unless the Council is satisfied that good cause exists for the continuance and that a substantial number of people will not be inconvenienced by such continuance.

      (iii) who has once obtained a continuance of a Public Hearing either by notice to the City Clerk per Rule 6.F.4.a(i) or by personal appearance per Rule 6.F.4.a(ii), may obtain a further continuance only by appearing before the Council at the scheduled Public Hearing and satisfying the Council that extraordinary circumstances exist that

would justify this second continuance.

(iv) who has twice obtained a continuance of a Public Hearing, may obtain an additional continuance only by appearing before the Council at the scheduled hearing and satisfying the Council that a miscarriage of justice would result from the refusal of the Council to grant a continuance.

b. City Staff may request and upon Council's approval obtain a continuance based on the need of the originating department or on behalf of a Council Member. Department staff may request, via the City Clerk, as many continuances as needed to complete and ready the project or appeal for the Public Hearing process; however, Staff may not serve as a requestor on behalf of an applicant or appellant.

c. Any organized group of residents or neighborhood associations, not recognized as an applicant or appellant, may contact their Council Member and request a continuance as needed to complete and ready the project or appeal for the hearing process. The Council Member, in his or her sole discretion, may request the Council approve the continuance for good cause.

d. At the meeting when the Public Hearing is scheduled, but before the hearing starts, any Council Member may request the Council approve a continuance.

e. Disputes regarding the length of a continuance will be decided by the Council at the scheduled hearing if City Staff or the City Clerk cannot obtain mutual agreement between the parties beforehand.

MEETING AGENDAS

Requirements for Agenda Item Submission

1. The City Manager and City Clerk shall develop the agenda for Council Meetings in consultation with the Mayor and Mayor Pro-Tem.
2. Council Members may submit items for inclusion on a future agenda by submitting the request via email within ten (10) days of the next finalized agenda via email or written notice.
3. Council Members may submit staff reports or descriptions of oral reports to the City Clerk and or the City Manager for placement on the agenda.
4. Department directors, subject to the discretion of the City Manager, may submit staff reports or descriptions of oral reports to the City Clerk for placement on the agenda.
5. Outside agencies may submit agenda items in accordance with the following:

a. Items from outside agencies must be sponsored for agenda placement by Council Members or department Staff; and

b. All agenda items must be submitted in accordance with the agenda packet submission and preparation requirements.

6. All Items placed on a City Council agenda, including all exhibits and attachments, shall be reviewed and approved by the City Attorney prior to finalizing the agenda.

Declaration of Policy

1. No ordinance, resolution, motion, or item of business shall be introduced or acted upon at a meeting of a legislative body of the City without it appearing on a duly noticed and posted agenda in accordance with the Brown Act. Exceptions to this rule are limited to those provided by state law.

2. No ordinance, resolution, motion, or item of business will be considered that:

   a. does not affect the conduct of the business of the City of Coalinga or its powers or duties as a municipal corporation, or

   b. supports or disapproves of any legislation or action

      (i) of the State of California;

      (ii) of the Congress of the United States; or

      (iii) before any officer or agency of the state or nation,

      unless the proposed legislation or action, if adopted, will affect the conduct of the municipal business or the powers or duties of the City of Coalinga or its officers or employees.

   c. Rule 7.B.2 may be invoked only before Public Comment or Council deliberation on the matter and by three affirmative votes on the question: “Shall the Council consider this matter?”

Procedures for Submission of Reports

1. A written staff report should be prepared and submitted for agenda review in accordance with the agenda review procedure.

2. Staff reports shall include a section reflecting review by the City Attorney as appropriate.

3. “Continued” items do not require a new staff report if there are no changes other than the agenda date. If there is any other change, a new staff report meeting all applicable requirements must be submitted.

4. Staff reports shall contain the name of the staff member or department head putting the item on the agenda.

5. Staff reports shall include any fiscal information as it relates to the City budget or

spending or saving money.

Written Communications from the City and the Public

1. The City Clerk, City Manager, and or City Attorney shall manage communications to Council Members regarding meeting topics to ensure compliance with the Brown Act.
   a. Except for records exempt from disclosure under the California Public Records Act and otherwise by law, agendas or any other writings distributed to all or a majority of the Council Members for discussion or consideration at a Public Meeting are disclosable to the public, and shall be made available upon request without delay.
   b. Materials distributed to the Council Members during the meeting shall be available for viewing by the public during the meeting if the materials were prepared by the City or a Council Member, or at the conclusion of the meeting if prepared by another person.
2. Interested parties or their authorized representatives may address the Council by written communications regarding anything within the jurisdiction of the City. Citizen Comments submitted in writing to the City Clerk by 5:00pm on the day of the City Council meeting shall be distributed to the City Council and included in the record, however they will not be read..
   a. Written communications received by the City Clerk prior to posting of the agenda will be included in the agenda packet material. Written communications received by the City Clerk after that deadline will be delivered to the Council Members at the Council Meeting if related to an item on the meeting agenda.
   b. Documents (10 copies recommended) that members of the public submit to the City Council at the meeting shall be given directly to the City Clerk for distribution and shall not be given directly to the Council. The documents will be made available to the public.

Preparation of the Agenda Packet

1. No later than 6:00 p.m. on the Monday prior to each regularly scheduled meeting, the City Clerk shall finalize the agenda packet.
2. Agenda Packet Contents.
   a. The agenda packet shall include the agenda, the staff reports, draft resolutions and ordinances, contract, and other attachments. Items noted as “To Be Delivered” on the agenda will be delivered prior to the start of the Council Meeting and published to the City’s website no later than the following day. No item shall be required to be considered by the Council if the applicable written material is not delivered to the Council before the agenda item is discussed and

made available to the public at the same time.

b. Corrections or supplements to a staff report or other written materials already included in the agenda packet may be delivered separately.

c. All agreements on the agenda shall be available for review by the Council and the Public prior to the meeting, or at the meeting location during the meeting, unless determined otherwise by the City Attorney.

Distribution of the Packet

1. The City Clerk shall distribute the agenda packet to the Council Members and persons requesting copies of the agenda packet no later than Monday at 6:00 p.m. prior to the regularly scheduled meeting.
2. Paper or electronic copies of the agenda packet shall be available for the news media and other such organizations, agencies, institutions, or persons who so subscribe.

Posting of Agenda

1. The City Clerk shall post the agenda of each Regular or Adjourned Regular Meetings of the legislative body at least 72 hours in advance of the meeting in a location that is freely accessible to members of the public as required by the Brown Act.
2. The City Clerk shall maintain an affidavit indicating the location, date, and time of posting each agenda.
3. Agendas will generally be published to the City's website by the end of business on the Monday before Regular Meetings.
4. Staff reports including attachments, exhibits, and agreements will generally be published to the City's website by end of business on the Monday before Regular Meetings.
5. If technical difficulties occur, the agenda and reports will be published on the City's website as soon as those difficulties are resolved.

Failure to Meet Agenda Deadlines

1. The City Clerk shall not, without the consent of the City Manager or City Attorney, accept any agenda item or revised agenda item after the deadlines established and noted in these Rules.

Exceptions to the Agenda Requirement

1. Matters not included on the published agenda may be discussed and acted upon by the legislative body only in the following situations:

   a. at a meeting during which a majority of the Council Members determine in open

session that the matter in question constitutes an “emergency"; or

b. Upon a determination by two-thirds of the Council Members, or if less than two-thirds are present by unanimous vote of the Council Members present, that:

   (i) there is a need to take immediate action; and

   (ii) the need for action came to the attention of the City after the agenda had been posted; or

c. the item was posted for a prior meeting occurring not more than five (5) calendar days prior to the date action is taken on the item, and at the prior meeting the item was continued to the meeting at which action is being taken.

Types of Agenda Items

1. Closed Sessions – confidential discussions with the legislative body as permitted by the Brown Act.
2. Ceremonial Matters – the presentation and receipt of ceremonial resolutions and celebrations not requiring formal legislative body action.
3. Administrative Matters – consent items making clerical corrections to previous legislative documents and to ensure accurate legislative history.
4. Consent Calendar – considered one item, consisting of informational items, matters routine in nature or only requiring a yes or no response without formal discussion and not likely to be subject to debate or inquiry by the Council Members or the public; typically adopted in one motion.
5. Public Hearings – duly noticed hearings as mandated by local, state, or federal law, providing an opportunity for public review and comment of a proposed action by the Council.
6. New Business – non-routine items requiring an oral presentation and discussion before action is taken.
7. Information Items – items when staff is required by federal or state law or city code to inform Council of an issue when authority has been delegated to a person, position, board, or commission.
8. Public Comment – oral communications from the public regarding matters within the subject matter jurisdiction of the City.
9. City Council Reports and Requests:

   a. Brief oral or written reports summarizing meeting or conference attendance at City expense, as required by AB 12349;

   b. Requests that City Manager or Staff report on various issues;

   c. Requests to place items on a future Council Meeting agenda must be approved (consensus by Council must be received);

d. Reports on district and citywide activities or news.

Ordinances and Non-Binding Resolutions

1. Ordinances on the agenda may be passed for publication or adopted in accordance with established procedures.
2. Ordinance changes during the review and adoption process.
   a. The text of an ordinance receiving the necessary votes to bring the matter to Council shall be the text that is included in the published agenda as pass-for-publication.
   b. The text of an ordinance passed for publication shall be the text that is included in the published agenda for the meeting at which the adoption of the ordinance is discussed.
   c. Notwithstanding subsections a, b, and c, typographical and clerical errors may be corrected at any time during the ordinance review and adoption process.
   d. If a Staff Member intends to make a substantive (i.e., anything not typographical or clerical) change to an ordinance after it is included in a published agenda, at or before the time the ordinance adoption item is called on the agenda the Staff Member shall distribute sufficient written copies of the proposed change so that all other members, the Council Members, relevant City Staff, and the public audience have copies.
   e. Consideration of a proposed substantive change from the ordinance text that was included in the published agenda shall be continued until the next Regular Council Meeting unless another meeting date is approved by Council.
   f. If the Council's motion to adopt an ordinance includes a change to the ordinance text from that published in the agenda, prior to the vote the City Attorney or City Clerk shall repeat verbatim the proposed change or otherwise indicate the change is reflected in the circulated written copy of the change.

CONDUCT OF MEETING

Call to Order – Mayor

1. The Mayor, or in the Mayor's absence the Mayor Pro-Tem, shall take the chair at the hour appointed for the meeting and shall immediately call the meeting of the Council to order.
2. In the absence of the Mayor and Mayor Pro-Tem, the City Clerk shall call the meeting to order and a Mayor *Pro-Tempore* shall be appointed from the members present.
3. Upon the arrival of the Mayor, the Mayor Pro-Tem or Mayor Pro-Tempore shall immediately relinquish the chair at the conclusion of the business then before the

Council.

4. Call to Order includes Pledge of Allegiance, Changes to the Agenda, and Council's Approval of Agenda.

Roll Call / Attendance

1. A majority of the members of the Council then in office and present within the City limits of Coalinga shall constitute a quorum.
2. Before the Council proceeds with the business before it, the City Clerk shall call the role and note the Council Members present for the minutes. The late arrival of Council Members shall be entered into the minutes.
3. A Council Member shall be considered present at a meeting if the member either is physically in the Council Chambers or is participating in the meeting through teleconference in accordance with the Brown Act. Meeting attendance of Council Members through teleconference will be permitted on a case-by-case basis, determined by the majority of Council.
4. Council Members attending a council meeting through a teleconference are counted when determining a quorum.
5. Council Members must be physically present at the Council Chamber dais or teleconference location to vote. Proxy or absentee voting is not permitted.

Order of Discussion

The order of business is typically carried out as listed on the agenda or as set out below; however, the Mayor, Mayor Pro-Tem and or City Manager may request the items, unless Council Members object.

Council Members may request items be reordered by motion.

1. Awards, Presentations, Appointments and Proclamations.
   a. Ceremonial presentations, proclamations, or recognition shall be presented by Department Heads, City Manager, or the requesting Council Member.
2. Citizen Comments will be held at the beginning of the meeting.
3. Public Hearings.
   a. The order of Public Hearings will generally be as follows:
      (i) Open Public Hearing
      (ii) Staff comments, information, and reports, followed by Council Member questions.
      (iii) Proponent, if applicable, speaks, followed by Council Member questions.
      (iv) Opponent, if applicable, speaks, followed by Council Member questions.

(v) If the Public Hearing is on an appeal that does not require Council *de novo* review, then the appellant (opponent) speaks before the applicant (proponent) in accordance with the allotted time.

(vi) Public Comments.

(vii) If the Public Hearing is a *de novo* review appeal, the applicant speaks in rebuttal, but if not a *de novo* review appeal, the appellant speaks in rebuttal.

(viii) Closure of Public Comment.

(ix) Further Council Member discussion.

(x) Motion to close Public Hearing and take action. See Rule 6.F regarding continuances.

b. The Mayor may direct speakers to avoid repetition in order to permit maximum information to be provided the Council within the time allotted to the hearing.

4. Consent Calendar

a. Consent Calendar items removed for discussion.

(i) Council Members or the City Manager may request that an item be removed from the Consent Calendar for separate consideration.

(ii) Members of the Public wishing to have an item removed from the Consent Calendar for separate consideration may make a request to a Council Member or the City Manager prior to the beginning of council meeting.

b. All matters remaining on the Consent Calendar shall be approved by a single action, such single action to have the legal effect of individual action on each matter.

c. If Consent Calendar items are removed, they shall be discussed immediately, public comment shall be heard from members of the public who completed comment cards and then items shall be voted on individually after adoption of the balance of the Consent Calendar.

5. Ordinance, Presentation, Discussion and Potential Action

a. The order of discussion after introduction of an item by the Mayor will generally be as follows:

(i) Staff comments, information, and reports, followed by questions from the Council Members.

(ii) Council Member discussion, comments from members of the public who completed comment cards, Council motion, and Council action.

b. Once the item is placed before the Council for discussion, motion, or action, no member of Staff or the Public shall be allowed to address the Council without the consent of the Mayor or Council Members.

6. Announcements
   a. City Manager's Announcements
   b. Councilmember's Announcements/Reports
   c. Mayor's Announcements
7. Future Agenda Items
8. Closed Session
   a. Closed or Executive Session may be held as required for items as follows: personnel matters, labor negotiations, security matters, providing instructions to real property negotiators, legal counsel regarding pending litigation, and protection of records exempt from public disclosure.
9. Closed Session Report
10. Adjournment

Oral Communications from the Audience

1. As required by the Brown Act, a portion of each Council Meeting agenda will provide an opportunity for members of the Public to address the Council on any item within the jurisdiction of the City, including Closed Session, Consent Calendar and Discussion items.
2. In response to Citizen Comments, Council Members may individually:
   a. ask questions for clarification;
   b. request that Staff follow up with the Community Member; and
   c. request Staff, with consensus of Council, to place a matter of business on a future agenda as needed.

Quorum Call

1. During the course of the meeting, should the presiding officer note a quorum is lacking, the Mayor shall call this fact to the attention of the City Clerk.
2. The Mayor then shall issue a quorum call. If a quorum has not been restored within two minutes of a quorum call, the Mayor may declare a recess for a reasonable period of time in order to reestablish a quorum.
3. If no quorum is reestablished within a reasonable time, the Mayor shall adjourn the meeting.

Obtaining the Floor

1. Any Council Member wishing to speak must first obtain the floor by being recognized by the Mayor. The Mayor shall recognize any Council Member

who seeks the floor when appropriately entitled to do so.

2. With the concurrence of the Mayor, a Council Member holding the floor may address a question to another Council Member and that Council Member may respond while the floor is still held by the member asking the question. A Council Member may opt not to answer a question while another member has the floor.

Motions to Reconsider an Item

1. A motion to reconsider any action taken by Council may be made only on the day such action was taken. It may be made either immediately during the same session, or at a recessed or adjourned session thereof. Such motion must be made by one of the prevailing side, but may be seconded by a member, and may be made at any time and have precedence construed to prevent any member of the Council from making or remaking the same or any other motion at a subsequent meeting of the Council so long as the ability to make such motion meets the requirements of applicable law.

Tabled Items

1. If an item is tabled to a future City Council Meeting date, prior to placing the tabled item on the agenda, the City Clerk and/or City Manager will confirm with the originator of the item that the item should be placed back on the agenda.

Taking Action on Items

1. Agenda items which require any action from the Council shall proceed in the following manner, unless the Council agrees otherwise.

    a. Mayor introduces the item.

    b. Staff presents any reports on the item.

    c. Council shall have an opportunity to ask any clarifying questions.

    d. Mayor opens the floor for public comment submitted via comment cards.

    e. Mayor closes the public comment period.

    f. A motion shall be made and seconded before any discussion on the item. If no second is made, the motion fails for lack of a second.

    g. If seconded, the Mayor seeks any debate on the motion.

    h. Any amendments to the motion may be proposed during debate.

    i. Mayor calls for the debate to close and a vote on the motion.

j. Mayor announces the result and moves to the next agenda item if no further allowable motions are made.

Swearing in of New City Council Members

1. Newly elected City Council Members shall be sworn in during a Special City Council Meeting beginning at 5:00pm on the first Thursday of January following an election, when possible.

Selecting a Mayor and Mayor Pro Tem

1. The Mayor and Mayor Pro-Tem positions are selected by a majority of the Council at any new Council term, or at any time a reorganization is called for and approved by a majority of the Council. Members eligible for those positions must have served on the Council at least one year in any term on the Council. Members without one year of Council experience are ineligible.

Council Salary

1. Councilmembers are paid a salary in accordance with Sec. 2-103. Payment of the City of Coalinga Municipal Code.

Review

1. The Council Rules of Procedure will be reviewed annually by the Coalinga City Council on or about each February.

Article 5. City Treasurer

Sec. 2-1.501. Creation and functions.

The office of the City Treasurer is confirmed as provided in Sections 36501 and 36502 of the Government Code of the State. The City Treasurer shall perform those duties as are mandated by Sections 41001, 41002, 41003 and 41004, 53633 and 53646 of the Government Code of the State. The City Treasurer shall perform such other duties consistent with this Code as are required of him or her by action of the City Council. The City Treasurer shall not perform any function or duty of the Finance Director *but shall have the oversight and reporting duties as indicated in Section 2-1.504 and 2-1.505.*

Sec. 2-1.502. Vacancies.

In the event of a vacancy in the office of City Treasurer, the Finance Director shall assume and carry out the duties of the City Treasurer until the office is filled by appointment or election as called for in Section 36512(b) of the Government Code.

(§ 1, Ord. 625, eff. October 5, 1996)

Sec. 2-1.503. Compensation.

The City Treasurer shall receive such compensation and expense allowance as the Council shall from time to time determine by resolution or ordinance. Such compensation shall be a proper charge against such funds of the City as the Council shall designate.

(§ 1, Ord. 625, eff. October 5, 1996)

Sec. 2-1.504. Monthly Financial Reporting.

(a) The City Treasurer shall prepare a monthly report and accounting of all receipts, disbursements, and fund balances, as required by Government Code Section 41004. Any information needed by the City Treasurer from City records to complete this report shall be obtained from or through the Finance Director or the City Manager. The report may be a compilation of other reports prepared by the City.

(b) Prior to submission to the City Clerk and Council, the monthly report shall be reviewed and signed off by the Treasurer, the City Manager, and the Finance Director.

(c) At the time the Treasurer delivers the monthly report to the City Clerk, as required by Government Code Section 41004, a copy of the report shall also be delivered to the City Manager and the Finance Director.

Sec. 2-1.505. Investment policy.

(a) The Treasurer shall annually present a statement of investment policy to the City Council and any oversight committee, as required by Government Code Section 53646, which the Council shall consider at a public meeting. The Treasurer shall coordinate with the Finance Director in the preparation of this statement and obtain the approval of the City Manager and Finance Director prior to the presentation.

(b) All investments of the funds and monies of the City shall require the approval of the City Council.

Sec. 2-1.506. Coordination with the City Manager.

(a) Except for work with the Finance Director mandated by the provisions of this article, the Treasurer will inform the City Manager of requests for information from any other officer or employee of the City, being sensitive to the work schedules and work loads when requesting such information, and shall confine such direct requests to the City Manager, the City Manager's designee or department heads.

(b) The City Treasurer shall advise and coordinate with the City Manager relating to Treasurer reports to be made during any regular or special meeting of the Council, in order to assure compliance with the agenda provisions of the Ralph M. Brown Act, Council agenda policies and other requirements of law.

(§ 1, Ord. 625, eff. October 5, 1996)

STAFF REPORT - CITY COUNCIL/SUCCESSOR AGENCY/PUBLIC FINANCE AUTHORITY

Subject:	Discussion, Direction and Potential Action related to Imposing a Vacancy Tax or Vacancy Fee on Commercial Properties
Meeting Date:	Thursday, July 17, 2025
From:	Sean Brewer, Interim City Manager
Prepared by:	Sean Brewer, Interim City Manager

I. RECOMMENDATION:

Staff recommends that the City Council receive this report on commercial building vacancy taxes/fees and provide direction on whether to pursue the development of a vacancy tax or fee policy for commercial properties that remain unoccupied for extended periods. This was a future agenda item requested by Councilman Schindler.

II. BACKGROUND:

The City of Coalinga, like many other communities, has experienced prolonged commercial vacancies in key areas of town. Extended vacancies can contribute to urban blight, reduce economic activity, lower property values, and deter new investment. In response, various cities have implemented vacancy taxes or fees to discourage property owners from leaving commercial properties vacant and to encourage productive use of real estate.

III. DISCUSSION:

Purpose of a Vacancy Tax or Fee

Vacancy taxes or fees serve as tools to address the negative impacts of prolonged commercial building vacancies. Their primary purpose is to reduce visible deterioration and urban blight, particularly in key business corridors. By financially incentivizing property owners to lease or sell underutilized spaces, such measures can stimulate local economic activity and discourage speculative holding of properties. Additionally, revenue generated from such taxes or fees can be reinvested into community development or revitalization efforts.

Common Policy Structures

Policies addressing commercial vacancies differ in structure but commonly involve either a flat fee or a scaled tax based on the size, assessed value, or duration of the vacancy. Some cities implement graduated penalties that increase the longer a property remains unoccupied. Many ordinances include reasonable exemptions for properties undergoing active renovation, those on the market for sale or lease, or those owned by nonprofit organizations or facing documented financial hardship.

Definition and Enforcement

Jurisdictions typically define “vacant” as a commercial building that remains unoccupied for a period of six to twelve consecutive months. To monitor and enforce these requirements, cities often mandate property owners register vacant buildings annually. Enforcement mechanisms may include property inspections, documentation of marketing efforts, fines for non-compliance, and reporting requirements to ensure accurate data collection and policy effectiveness. The City currently requires registration of vacant properties but only “residential”

foreclosed properties owned by institutions. This regulation was established as part of state mandates during the recession and significant increase in foreclosures on 2008.The City can update the code to address vacant commercial properties if the council so chooses.

Examples from Other Cities
Several cities have implemented successful commercial vacancy tax programs. For example, San Francisco adopted a commercial vacancy tax in 2020 for properties left vacant for more than six months, with proceeds supporting small business assistance. Oakland applies a similar tax to both commercial and residential vacancies, using the funds to address homelessness and neighborhood blight. Vancouver, British Columbia, introduced an "Empty Homes Tax" that applies to both residential and commercial properties to increase availability and reduce speculative vacancies.

Statewide Proposal: California SB-789
A statewide proposal, Senate Bill 789, would impose a $5/sq ft annual tax on commercial properties vacant for 182 days or more. The bill aims to apply broadly across office, retail, industrial, and warehouse sectors (excluding residential portions of mixed-use buildings), with revenue directed to the "Dream for All" fund for first-time homebuyers. Currently, Senate Bill 789 remains under consideration and has not yet been enacted.

Pros and Cons
The benefits of a vacancy tax or fee include encouraging reinvestment in vacant properties, increasing economic activity, and generating dedicated funding for public benefit. However, these policies do present challenges, such as the cost and complexity of implementation and enforcement. Additionally, some property owners may oppose the measure, particularly if they are struggling due to economic conditions or other legitimate hardships. Therefore, such policies must be carefully crafted to balance effectiveness with fairness.

IV. ALTERNATIVES:

- Pursue a commercial vacancy tax, assessed annually based on duration of vacancy, square footage, or property value.
- Implement a flat vacancy fee, applied uniformly to properties that remain vacant beyond a specified period.
- Establish a registration and monitoring program requiring owners of vacant commercial buildings to register annually with the City.
- Define the vacancy threshold, such as 6 or 12 consecutive months of non-occupancy, to trigger enforcement or penalties.
- Identify exemptions for certain properties, such as those undergoing active renovation, listed for lease or sale, or facing financial hardship.
- Develop an enforcement mechanism, which may include inspections, fines, or annual reporting requirements.
- Conduct stakeholder outreach to property owners, business operators, and real estate professionals to gather input and improve policy design.
- Coordinate a legal review to ensure any proposed program complies with California state law and avoids unintended legal or financial consequences.

V. FISCAL IMPACT:

Implementing a commercial vacancy tax, fee, or registration program would involve both costs and potential revenue. On the expense side, the City could incur administrative costs related to staff time, system development, inspections, enforcement, public outreach, and legal review. These efforts would require

coordination across departments and possibly the creation or adaptation of software to track vacant properties and manage compliance.

In terms of revenue, a vacancy tax or fee could generate a new income stream that may be used to support economic development, code enforcement, or small business programs. If structured appropriately, the program could also recover its administrative costs through the revenues collected. Over time, reducing commercial vacancies may lead to broader economic benefits, including increased property values and enhanced sales tax generation as more spaces become occupied and active.

However, there are also potential risks to consider. Property owners may challenge the policy, requiring additional legal resources, and some may delay reinvestment or oppose the program, affecting short-term revenue expectations. These fiscal impacts should be carefully evaluated in conjunction with the program's goals and overall design.

ATTACHMENTS:

File Name	Description
No Attachments Available	

STAFF REPORT - CITY COUNCIL/SUCCESSOR AGENCY/PUBLIC FINANCE AUTHORITY

Subject:	Council Consideration of Project Scope, Cost and Council Selection of Tree Well Color for Elm Avenue Tree Well Replacement Project
Meeting Date:	Thursday, July 17, 2025
From:	Sean Brewer, Interim City Manager
Prepared by:	Sean Brewer, Interim City Manager

I. RECOMMENDATION:

Staff recommends that the City Council select "Cypress" (or equivalent) as the color for the new porous pavement tree wells along Elm Avenue. This recommendation is based on compatibility with the selected vendor's offerings and alignment with the overall streetscape aesthetic. However, the Council may choose an alternate color that reflects local identity.

II. BACKGROUND:

The City of Coalinga is advancing the Elm Avenue Tree Well Replacement Project between 7th Street and Van Ness Street. The project scope includes:

- Removal of 58 existing metal tree grates (by City crews)
- Preparation and replacement of 94 tree wells
- Installation of approximately 1,250 square feet of 2" flexible porous pavement over 4" of crushed stone.

This infrastructure improvement is designed to enhance pedestrian safety, support healthy urban trees, and eliminate trip hazards associated with outdated tree grates.

III. DISCUSSION:

The selected surface material is a porous, ADA-compliant, rubber-based system that supports stormwater infiltration and long-term durability. A color selection is required at this time to ensure timely material procurement.

Staff Recommendation:

- **Cypress (or equivalent)** – a subtle, green-toned option that complements both hardscape and landscape elements. It is also readily available from the selected vendor(s) and falls within standard pricing tiers.

IV. ALTERNATIVES:

Alternative Color Themes for Council Consideration:

- Horned Toad Spirit Colors – Orange and black, symbolizing community pride and the local mascot
- West Hills College Colors – Blue and red, representing support for the regional educational institution
- Neutral Tones – Options such as black, granite, or bark brown offer timeless, clean aesthetics with minimal long-term maintenance concerns

V. FISCAL IMPACT:

The estimated total cost of the project is $167,867, which includes design, engineering, and installation. While the project was designed and engineered in FY25, the associated construction costs were inadvertently not transferred into the FY26 adopted budget. However, sufficient funds are available in the Measure C Flexible Funding Account to fully support the project.

A budget adjustment will be presented to the City Council at the August 7, 2025 meeting to formally appropriate the necessary funds.

This project is considered low impact and requires minimal staff effort, and its funding will not affect the delivery or execution of any other Measure C-funded projects currently budgeted in FY26.

ATTACHMENTS:

File Name	Description
Elm_Ave_Tree_Well_Replacement_Exhibit.pdf	Project Exhibit
Elm_Ave_Tree_Well_Replacement_Cost_Estimate.pdf	Cost Estimate
KBI_Flexi-Pave_Color_Chart.pdf	Color Chart KBI
Porous_Pave_XL_Colors.pdf	Porous Pave Color Exhibit
Rubberway_Tree_Wells_-_Single_Layer.pdf	Rubberway Tree Wells Color

MATCH LINE
SEE RIGHT BELOW

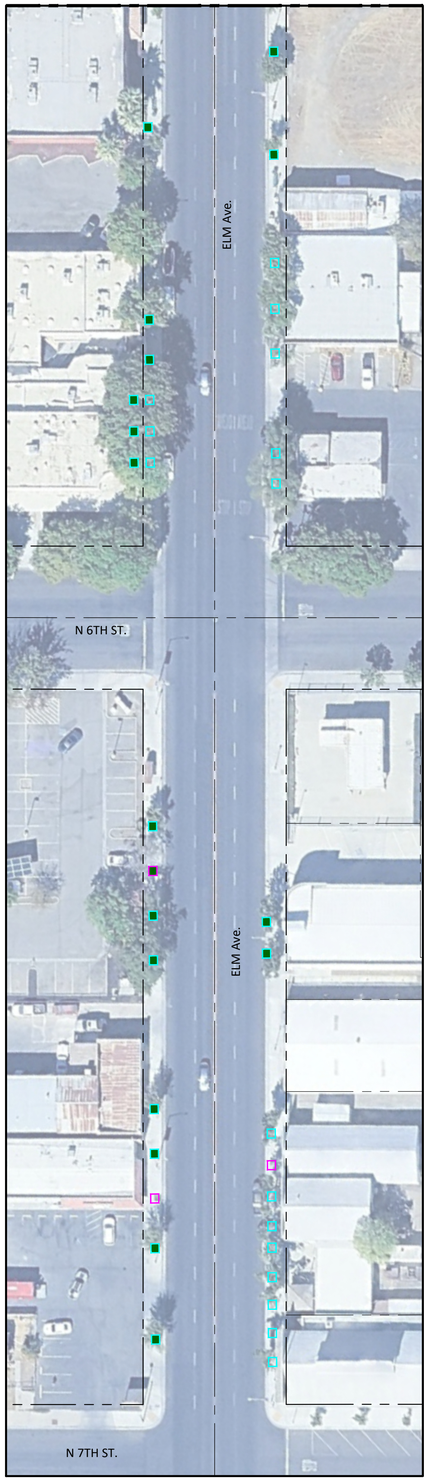

MATCH LINE
SEE RIGHT BELOW

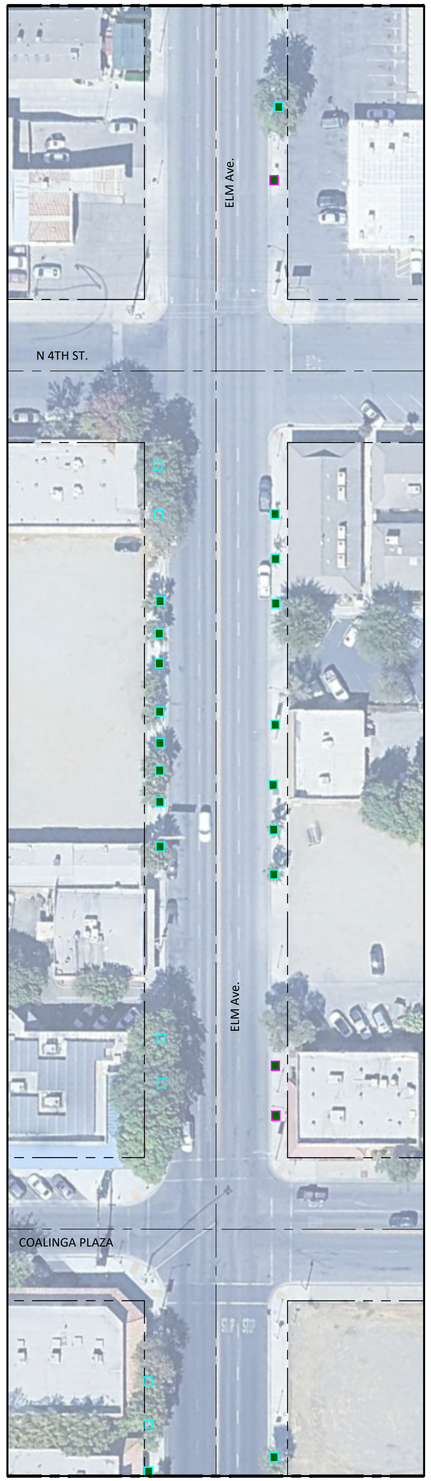

MATCH LINE
SEE LEFT ABOVE

MATCH LINE
SEE RIGHT BELOW

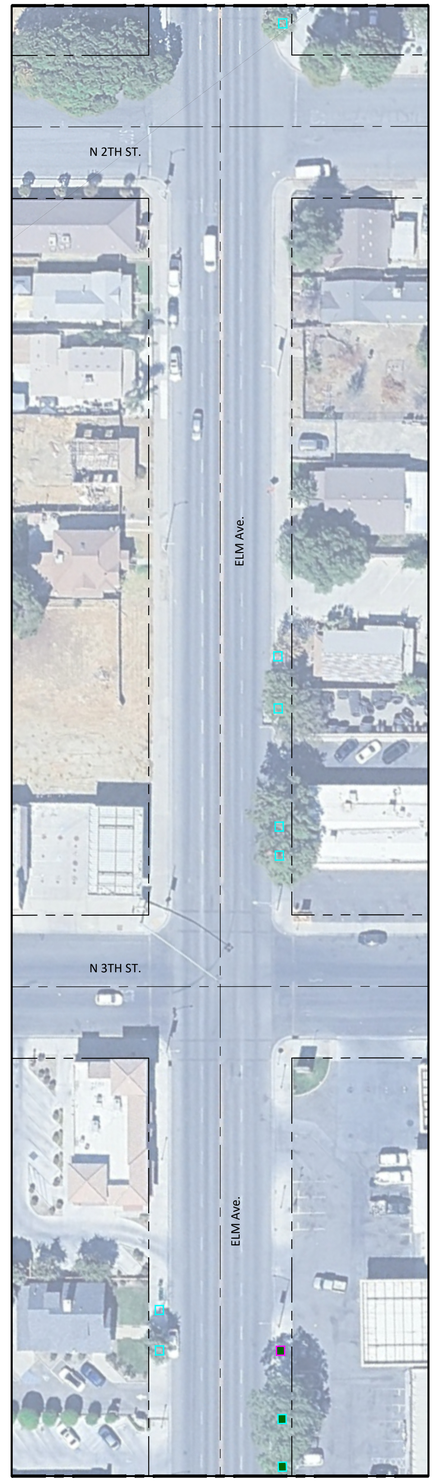

MATCH LINE
SEE LEFT ABOVE

SYMBOL	TYPE OF TREE WELL	NUMBER OF TREE WELLS
	TREE WELLS WITH TREES	94
	EMPTY TREE TREE WELL (NOT PART OF SCOPE)	8
	EXISTING TREE WELL GRATE	58

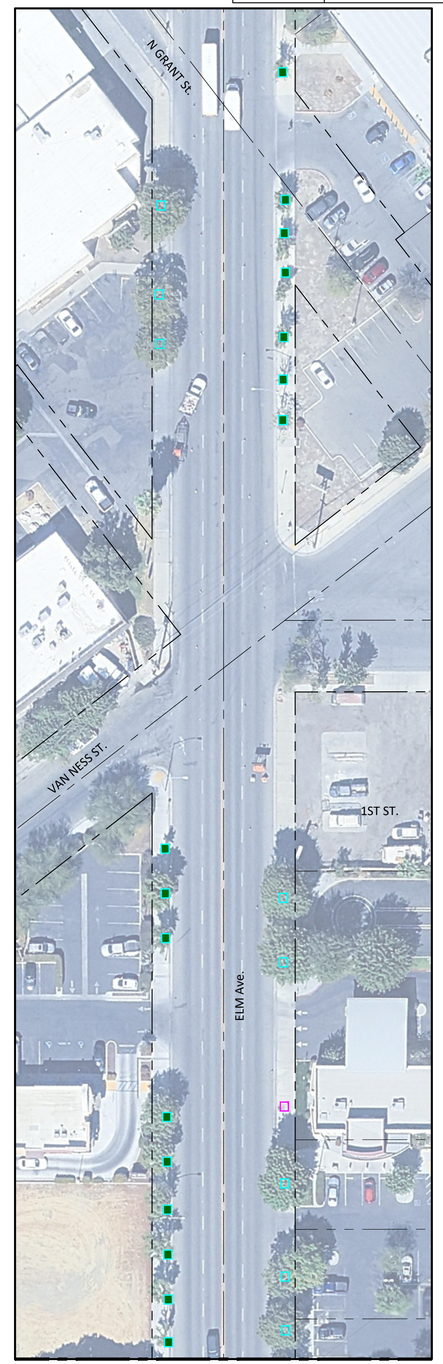

MATCH LINE
SEE LEFT ABOVE

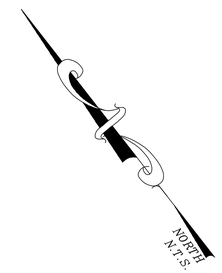

PROJECT SCOPE OF WORK

THIS PROJECT WILL TAKE PLACE ALONG ELM AVENUE, FROM 7TH STREET TO NORTH GRANT STREET, AND WILL INVOLVE THE REMOVAL OF 58 EXISTING TREE GRATES BY THE CITY, THE PREPARATION OF 94 TREE WELLS, AND THE INSTALLATION OF APPROXIMATELY 1,250 SQUARE FEET OF 2-INCH-THICK FLEXIBLE POROUS PAVEMENT OVER A 4-INCH LAYER OF CRUSHED STONE.

DATE	APPRVD.	REVISION

THE SUBSURFACE UTILITY LOCATIONS SHOWN ON THIS DRAWING ARE NOT EXACT. THEY ARE REQUIRED TO CALL DIG ALERT (811) AT LEAST 2 WORKING DAYS PRIOR TO EXCAVATING FOR BEST ACCURACY. THE CONTRACTOR IS ALSO RESPONSIBLE FOR POTHOLING TO VERIFY LOCATIONS, AND ANY DAMAGE TO UTILITIES, ALL UNDERGROUND SERVICE ALERT MARKINGS, OR OTHER FACILITIES.
THE CONTRACTOR IS ALSO RESPONSIBLE FOR ANY DAMAGE TO THE PUBLIC WORKS IMPROVEMENTS, PRIVATE PROPERTY, OR OTHER FACILITIES.
THIS DRAWING(S) IS THE EXCLUSIVE PROPERTY OF TRI CITY ENGINEERING, INC. AND SHALL NOT BE REPRODUCED OR USED FOR OTHER PURPOSES THAN THE PURPOSE INTENDED WITHOUT THE WRITTEN AUTHORIZATION OF TRI CITY ENGINEERING.

Tri City Engineering, Inc.
Engineers Surveyors
4630 W. Jennifer Ave. #101
Fresno, CA 93722-6415
PHONE 559-447-9075
FAX 559-447-9074
www.TriCityEngineering.com

EXHIBIT FOR:
Elm Ave Tree Well Replacement Project (7th to Van Ness)
COALINGA, CALIFORNIA

Scale:
Date: 2025.Jul.3
Drwn: R.C.
Chckd: E.L.

SHEET NO.
OF SHEETS

JN#: 3116

F:\Dwgs\Data\3100's\3116 Elm Ave Tree Well Replacement Project (7th to Van Ness)\EXHIBITS\3116.dwg PLOT: 7/3/2025

4630 W. Jennifer Ave. Suite 101
Fresno, CA 93722-6415
(559) 447-9075
Fax: (559) 447-9074
www.TriCityEngineering.com

ENGINEER'S PRELIMINARY OPINION OF PROBABLE COST
Elm Ave Tree Well Replacement Project (7th to Van Ness)
Total of 152 Tree Wells

Created: ***April 1, 2023***
Job No. 3116 Revised: ***July 3, 2025***

CONSTRUCTION BID ITEMS

Item No.	Description	Unit	Qty.	Unit Price	Extension
1	MOBILIZATION / GENERAL REQUIREMENTS	LS	1	$ 5,200.00	$ 5,200.00
2	WORKER SAFETY	LS	1	$ 300.00	$ 300.00
3	TRAFFIC CONTROL	LS	1	$ 4,200.00	$ 4,200.00
4	DUST AND EROSTION CONTROL	LS	1	$ 1,500.00	$ 1,500.00
5	CONSTRUCTION SURVEYING	LS	1	$ 4,499.00	$ 4,499.00
6	TREE WELL EXAVATION	SF	1246	$ 8.00	$ 9,968.00
7	2" FLEXIBLE POROUS PAVEMENT AND 4" CRUSHED STONE	SF	1246	$ 70.00	$ 87,220.00
CB-1	**CONSTRUCTION BID ITEMS SUBTOTAL**				**$ 112,887.00**

CONSTRUCTION ENGINEERING

Item No.	Description	Unit	Qty.	Unit Price	Extension
8	CONSTRUCTION MANAGEMENT SERVICES	LS	1	$ 21,200.00	$ 21,200.00
CE-1	**CONSTRUCTION ENGINEERING SUBTOTAL**				**$ 21,200.00**

PRELIMINARY ENGINEERING

Item No.	Description	Unit	Qty.	Unit Price	Extension
9	ENGINEERING DESIGN SERVICES	LS	1	$ 11,200.00	$ 11,200.00
PE-1	**PRELIMINARY ENGINEERING SUBTOTAL**				**$ 11,200.00**

SUMMARY OF CONSTRUCTION COST

Section	Description	Subtotal
CB-1	CONSTRUCTION BID ITEMS SUBTOTAL	**$ 112,887.00**
	20% CONTINGENCY	$ 22,580.00
	CONSTRUCTION SUBTOTAL	**$ 135,467.00**
CE-1	CONSTRUCTION ENGINEERING SUBTOTAL	$ 21,200.00
	CONSTRUCTION TOTAL	**$ 156,667.00**
PE-1	PRELIMINARY ENGINEERING SUBTOTAL	$ 11,200.00
	PROJECT TOTAL	**$ 167,867.00**

File:
F:\Docs\3100's\3116 Elm Ave Tree Well Replacement Project (7th to Van Ness)\Cost Estimate\3116 cost estimate

Printed:
7/3/2025 2:46 PM

KBI FLEXI-PAVE COLOR CHART

Available in Seven Colors

Black

Brown

Cypress

Gray

Green

Redwood

Tan

Mix any of the colors above to create unique color combinations

Black-Brown

Brown-Tan

Cypress-Black

Gray-Black

Red-Black

Tan-Black

Rubber Tree Wells - Single Layer Systems

City Beautification

Custom Design Options

Tree Preservation

Rubberway Tree Wells are an environmentally conscious option for installing or replacing tree wells, and are a safe solution for public walkways.

Rubberway Tree Wells are flexible and porous, allowing moisture to pass through, managing storm water and recharging groundwater while preserving the health of existing tree roots.

The single layer Rubber Tree Well system is made from 100% recycled rubber, diverting tires from landfills and reducing the need for raw materials. This system is open grid, rapid draining, and available in a variety of colors.

A stone aggregate can be combined with the recycled rubber bits to form Rubberway's RubberRock system for a unique look that replicates stone.

Pervious Pavement Tree Well

Color Section

RubberRock Tree Well

Benefits

- ✓ Porous and Flexible
- ✓ Made from Recycled Material
- ✓ Reduces Liability Risks
- ✓ Resilient, Yet Firm Structure
- ✓ Long Lasting
- ✓ ADA Compliant
- ✓ More Economic than Steel Grates
- ✓ Freeze Thaw Compatible
- ✓ No Heavy Metal Leaching
- ✓ Seamless and Customizable
- ✓ Replicates Concrete or Stone
- ✓ Easy to Install

www.rubberway.com
Tel: (877) 288-0045

World Recycling Surfacing Group
4000 Barranca Parkway Suite 250
Irvine, CA 92604
WRSG