



# **CITY COUNCIL/SUCCESSOR AGENCY/PUBLIC FINANCE AUTHORITY MEETING AGENDA**

**December 5, 2024  
6:00 PM**

***The Mission of the City of Coalinga is to provide for the preservation of the community character by delivering quality, responsive City services, in an efficient and cost-effective manner, and to develop, encourage, and promote a diversified economic base in order to ensure the future financial stability of the City for its citizens.***

**Notice is hereby given that the City Council will hold a Meeting, on December 5, 2024 in the City Council Chambers located at 155 West Durian, Coalinga, CA. Persons with disabilities who may need assistance should contact the City Clerk at least 24 hours prior to this meeting at 935-1533 x113. Anyone interested in translation services should contact the City Clerk at least 24 hours prior to the meeting at 935-1533 x113. The Meeting will begin at 6:00 p.m. and the agenda will be as follows:**

## **1. CALL TO ORDER**

1. Pledge of Allegiance
2. Changes to the Agenda
3. Council's Approval of Agenda

## **2. AWARDS, PRESENTATIONS, APPOINTMENTS AND PROCLAMATIONS**

1. Recognition and Presentation of Plaque to Outgoing Planning Commissioner Sara Pruitt
2. Natural Gas Purchase Update

## **3. CITIZEN COMMENTS**

*This section of the agenda allows members of the public to address the City Council on any item within the jurisdiction of the Council. Members of the public, when recognized by the Mayor, should come forward to the lectern, identify themselves and use the microphone. Comments are normally limited to three (3) minutes. In accordance with State Open Meeting Laws, no action will be taken by the City Council this evening and all items will be referred to staff for follow up and a report.*

*Citizen Comments submitted in writing to the City Clerk by 5:00pm on the day of the City Council meeting shall be distributed to the City Council and included in the record, however they will not be read.*

#### **4. PUBLIC HEARINGS**

1. Introduce and Waive the First Reading of Ordinance No. 872 Related to Commercial Cannabis Regulatory Permit Approval Process (ZTA- 24-04)

**Sean Brewer, Interim City Manager**

2. Resolution No. 4244 - Application to the Local Agency Formation Commission (LAFCo) for Annexation of Multiple Water Utility Properties Ordinance No. 871 – Amend the Official Zoning Map by Pre-zoning Parcels from AE-20 and AE-40 to P-F

**Sean Brewer, Interim City Manager**

3. Consideration and Approval for the Closeout of the City's 20-CDBGCV2-3-00008 Covid-19 Assistance Grants and Authorization to Submit to the California Department of Housing and Community Development (HCD), Community Development Block Grant Program (CDBG)

**Mai Vang, Financial Services Director**

#### **5. CONSENT CALENDAR**

1. Approve MINUTES - November 7, 2024
2. Approve MINUTES - November 13, 2024 (Special)
3. Check Register: 10/01/2024-10/31/2024
4. Informational Only: Cannabis Related Revenue Quarter Ending June 30, 2024
5. Information Only: Measure J Quarter Ending June 30, 2024
6. Informational Only: FY24/25 Budget Report Quarter Ending September 30, 2024
7. Informational Only: California Consensus Forecast 2Q 2024 Sales Tax Trends
8. Informational Only: Sales Tax Update Quarter 2 April 2024 - June 2024
9. Information Only: Transient Occupancy Tax Quarter Ending June 30, 2024
10. Reject Claim for Damages Presented by Mayra Teresa Garcia
11. Approve Comprehensive Fee Schedule for the Consumer Price Index (CPI) Update effective January 1, 2025
12. Amendment to Personnel Rules and Procedures/Policies – Section 5.28 (Vehicle Assignments and Stipends)
13. Adopt Resolution No. 4243 Amending the Department Head Pay Scale
14. Adopt Resolution No. SA-348 Approving the Recognized Obligation Payment Schedule 25-26 for July 2025 through June 2026 and the Fiscal Year 2025-26 Administrative Budget
15. Authorize Interim City Manager to execute Municipal Advisory Agreement, Addendum A, and Addendum with Wulff, Hansen & Co. for Municipal Advisory Services
16. Authorize the Interim City Manager to Execute a Right-of-Way Task Order for ATP 5 Polk West Safety Improvements Project
17. Code Enforcement Monthly Report for October 2024

18. Coalinga Police Department Monthly Report for October 2024

**6. ORDINANCE PRESENTATION, DISCUSSION AND POTENTIAL ACTION ITEMS**

1. Discussion, Direction and Potential Action to Adopt Resolution No. 4245 Approving an Agreement for the Purchase of Untreated Water from West Stanislaus Irrigation District

**Dan Bergmann, IGS**

**7. ANNOUNCEMENTS**

1. City Manager's Announcements
2. Councilmembers' Announcements/Reports
3. Mayor's Announcements

**8. FUTURE AGENDA ITEMS**

**9. CLOSED SESSION**

1. CITY MANAGER'S PERFORMANCE EVALUATION – Government Code Section 54957(b)
2. CONFERENCE WITH LEGAL COUNSEL - ANTICIPATED LITIGATION. Initiation of Litigation Pursuant to Section 54956.9(d)(4): 1 Case

**10. CLOSED SESSION REPORT**

**Closed Session:** A "Closed" or "Executive" Session of the City Council, Successor Agency, or Public Finance Authority may be held as required for items as follows: personnel matters; labor negotiations; security matters; providing instructions to real property negotiators; legal counsel regarding pending litigation; and protection of records exempt from public disclosure. Closed session will be held in the Administration Building at 155 W. Durian Avenue and any announcements or discussion will be held at the same location following Closed Session.

**11. ADJOURNMENT**

**STAFF REPORT - CITY COUNCIL/SUCCESSOR AGENCY/PUBLIC FINANCE  
AUTHORITY**

**Subject:** Introduce and Waive the First Reading of Ordinance No. 872 Related to Commercial Cannabis Regulatory Permit Approval Process (ZTA- 24-04)  
**Meeting Date:** Thursday, December 5, 2024  
**From:** Sean Brewer, Interim City Manager  
**Prepared by:** Sean Brewer, Interim City Manager

---

**I. RECOMMENDATION:**

City Council Introduce and Waive the First Reading of Ordinance No. 872 Related to Commercial Cannabis Regulatory Permit Approval Process.

**II. BACKGROUND:**

In October, the City Council directed staff and initiated a zoning text amendment to remove the City Council approval process as this poses issues related to land use rights and the non-discretionary nature of the regulatory permit approval process.

The current regulatory framework for commercial cannabis operations in Coalinga mandates a multi-step approval process, including:

- **Site-Specific Regulatory Permit:** A permit specific to the site of the cannabis operation.
- **Conditional Use Permit (CUP):** A permit that allows for a land use that may not be permitted outright in a zoning district, subject to additional scrutiny.
- **Employee Permits:** Individual permits for all staff involved in the cannabis operation.

Applications for conditional use permits are processed through the Planning Department and approved by the Planning Commission. The regulatory permits are submitted to the Police Chief, who reviews them based on detailed documentation, conducts background checks, and investigates compliance with applicable regulations. After this initial review, the applications are forwarded to the City Council for final approval.

On November 12, 2024 the Planning Commission conducted a public hearing recommending approval of said ordinance to the City Council.

**III. DISCUSSION:**

The City Council seeks to amend the planning and zoning code to eliminate the requirement for Council approval of regulatory permits. This request is based on the following considerations:

1. **Nature of the Regulatory Permits:** The regulatory permit process is designed to be non-discretionary and objective, focusing on compliance with existing regulations rather than subjective evaluation.



2. **Efficiency of the Process:** Removing the requirement for Council approval will expedite the permit issuance process, allowing commercial cannabis operators to receive necessary approvals in a more timely manner.
3. **Distinction Between Permit Types:** The conditional use permit process involves subjective assessments, making it more appropriate for discretionary review, while the regulatory permits should adhere to established criteria without discretionary interpretation.

The proposed amendment aligns with the City’s goals of promoting economic development while ensuring that cannabis operations comply with all regulations. By allowing the Police Chief to issue regulatory permits, the City can maintain oversight while streamlining the approval process and control land use permitting through the CUP process.

When approving a zoning text amendment, the Planning Commission has make the following findings based on the Zoning Text Amendment proposal:

- The proposed Zoning Ordinance amendment would not be detrimental to the public interest, health, safety, convenience, or welfare of the City.
- The proposed Zoning Ordinance amendment is consistent and compatible with the goals, policies, and actions of the General Plan, and the other applicable provisions of the Zoning Ordinance.
- If applicable, the site is physically suitable (including, but not limited to access, provision of utilities, compatibility with adjoining land uses, and absence of physical constraints) for the requested zoning designations and anticipated land uses/developments.
- The proposed Zoning Ordinance amendment has been processed in accordance with the applicable provisions of the California Government Code and the California Environmental Quality Act.

Staff feels that all of these findings can be made in order to approve the said zoning text amendment.

**IV. ALTERNATIVES:**

None at this time.

**V. FISCAL IMPACT:**

None determined at this time.

**ATTACHMENTS:**

File Name	Description
<input type="checkbox"/> Ordinance_No._872_-_Cannabis_Reg_Permit_Changes.docx	Ordinance No. 872

## ORDINANCE NO. 872

### AN ORDINANCE OF THE CITY COUNCIL OF THE CITY OF COALINGA AMENDING THE PLANNING AND ZONING CODE RELATED TO CANNABIS REGULATORY PERMIT APPROVAL.

**WHEREAS**, the City of Coalinga has a robust Cannabis permitting process in place that includes both land use permitting and a regulatory permitting process; and,

**WHEREAS**, on October 3, 2024, the City Council directed staff to proceed with a zoning text amendment to update language in the planning and zoning code to remove the requirement of Council approval of a cannabis regulatory permit due to the objective nature of the review process by the Police Chief and their staff; and,

**NOW, THEREFORE, BE IT RESOLVED** that the City Council of the City of Coalinga does ordain as follows:

**Section 1.** Section 9-5.128(j)(2) of the Coalinga Municipal Code is amended to read as follows:

(j) *Investigation and action on application.*

- (2) For regulatory permits, after the background checks and investigation are complete, the Police Chief shall ~~issue a recommendation that the City Council~~ approve or deny a regulatory permit in accordance with the provisions of this section. The recommendation for approval shall include conditions the Police Chief deems reasonable under the circumstances to protect the public health, safety, and welfare of the community. ~~The recommendation shall be forwarded to the City Council for action following any required noticing and public hearings, and may be processed concurrently with any other entitlements necessary for the cannabis operation.~~

**Section 2.** **EFFECTIVE DATE.**

This Ordinance shall take effect 30 days after its adoption.

**Section 3.** **PUBLICATION.**

The City Clerk is authorized and directed to cause this ordinance or a summary of this ordinance to be published once in a newspaper of general circulation published and circulated in the City of Coalinga, within 15 days after its adoption. If a summary of this ordinance is to be published, then the City Clerk shall cause a summary of the proposed ordinance to be published and a certified copy of the full text of the proposed ordinance to be posted in the office of the City Clerk at least five days prior to the Council meeting at which the ordinance is adopted, and also shall cause a certified copy of the full text of the adopted ordinance to be posted in the office of

the City Clerk after the meeting at which the ordinance is adopted. The summaries shall be approved by the City Attorney.

\* \* \* \*

The foregoing ordinance was introduced by the City Council of the City of Coalinga, California, at a regular meeting held on December 5, 2024, and was passed and adopted by the City Council on January 16, 2025 by the following vote:

AYES:

NOES:

ABSTAIN:

ABSENT:

APPROVED:

---

Mayor of the City of Coalinga

ATTEST:

---

City Clerk of the City of Coalinga

**STAFF REPORT - CITY COUNCIL/SUCCESSOR AGENCY/PUBLIC FINANCE  
AUTHORITY**

**Subject:** Resolution No. 4244 - Application to the Local Agency Formation Commission (LAFCo) for Annexation of Multiple Water Utility Properties Ordinance No. 871 – Amend the Official Zoning Map by Pre-zoning Parcels from AE-20 and AE-40 to P-F

**Meeting Date:** Thursday, December 5, 2024

**From:** Sean Brewer, Interim City Manager

**Prepared by:** Sean Brewer, Interim City Manager

---

**I. RECOMMENDATION:**

Staff recommends that City Council approve an amendment to the City’s official Zoning Map by pre-zoning several Assessor’s Parcel No’s. from AE-20 (Exclusive Agricultural, 20-acre minimum parcel size) and AE-40 (Exclusive Agricultural, 40-acre minimum parcel size) to P-F (Public Facilities). The parcels are listed in Table 1 below.

Staff also recommends the City Council direct staff to proceed with filing an annexation application with the Fresno County Local Agency Formation Commission (LAFCo) to incorporate multiple water utility properties from unincorporated Fresno County into the Coalinga city boundaries (Table 1).

**Table 1. Properties for Pre-Zoning and Annexation**

Exhibit No.	Acreage	APN No.	Current Zoning Designation	Pre-zoning Designation
A-1	1.918 AC			
		070-030-65S	AE-20	P-F
		070-030-66S	AE-20	P-F
B-1	3.792 AC	070-060-20S	AE-40	P-F
C-1	12.289 AC			
		073-020-40S	AE-40	P-F
		073-020-46P	AE-40	P-F
D-1	2.732 AC	073-040-26S	AE-40	P-F

**II. BACKGROUND:**

The City is pursuing annexation of four City-owned water utility facilities on six parcels (APNs shown in Table 1). The facilities include the Derrick Reservoir, Palmer Reservoir, Calaveras Reservoir and the Coalinga water treatment plant. All annexation applications must be submitted to the Fresno County Local Agency Formation Commission (LAFCo) for consideration pursuant to the Cortese Knox-Hertzberg Local Government Reorganization Act of 2000. As part of the requirements of the LAFCo application, the sites must be pre-zoned to their intended zones P-F (Public Facilities) before incorporation into the City. Once annexation has occurred through LAFCo, the property will be zoned appropriately for its future use.

According to the Fresno County Zoning Map, the parcels listed in Table 1 are AE-20 (Exclusive Agricultural, 20-acre minimum parcel size) and AE-40 (Exclusive Agricultural, 40-acre minimum parcel size). Therefore, the request today is to pre-zone the properties from AE-20 and AE-40 to P-F (Public Facilities) consistent with their current use. The Planning Commission considered this request on November 12<sup>th</sup>, 2024, where they recommended that the City Council approve this request.

### **III. DISCUSSION:**

#### **General Plan Consistency**

State Law (Government Code Section 65860) requires consistency across a City's Zoning Ordinance and General Plan.

A Zoning Ordinance is consistent with a City's General Plan only if:

1. The City has officially adopted such a plan, and;
2. The various land uses authorized by the Ordinance are compatible with the objectives, policies, general land use and programs specified in such a plan (Government Code Section 65860(a)).

The parcels proposed for annexation are currently designated with a Public Facility (P-F) land use designation. Accordingly, it is appropriate to pre-zone these parcels as P-F to maintain consistency with their existing land use. This alignment ensures conformity with the General Plan, specifically Chapter 2: Land Use Element and Chapter 6: Public Facilities and Services Element.

This designation, and subsequent annexation request, aligns with the policies, goals, and objectives of the City's General Plan, as it supports the provision of essential capital facilities necessary to accommodate future urban growth and development.

#### **Environmental Review**

This project is exempt from the California Environmental Quality Act (CEQA) per Article 19. Categorical Exemptions, Section 15319 Annexations of Existing Facilities and Lots for Exempt Facilities. A Notice of Exemption will be filed per Section 15062. See the full Categorical Exemption attached below.

### **IV. ALTERNATIVES:**

None

### **V. FISCAL IMPACT:**

The Fresno LAFCo Annexation Application Fee is \$9,600. Additionally, State Board of Equalization fees apply to the annexation process and are estimated to be approximately \$1,500. Therefore, the total fiscal impact from the Water Fund will be approximately \$11,100.

There will be no fiscal impact to the general fund.

ATTACHMENTS:

**File Name****Description**

▢	RESO#4244_Intiation_of_Annexation_120524.pdf	Resolution 4244
▢	Exhibit_A_Annexation_Exhibit_Set_07252024_w_legals.pdf	Exhibit A
▢	Pre_Zoning_Ordinance_No._871_City_Council.pdf	Ordinance 871

## RESOLUTION NO. 4244

### A RESOLUTION OF THE CITY COUNCIL OF THE CITY OF COALINGA APPROVING AN APPLICATION TO THE FRESNO COUNTY LOCAL AGENCY FORMATION COMMISSION (LAFCO) FOR ANNEXATION OF MULTIPLE WATER UTILITY PROPERTIES TO THE CITY OF COALINGA AND DETACHMENT FROM THE FRESNO COUNTY FIRE PROTECTION DISTRICT AND PLEASANT VALLEY WATER DISTRICT

**WHEREAS**, the City of desires to Initiate proceedings pursuant to the Cortese-Knox-Hertzberg Local Government Reorganization Act of 2000, Division 3, commencing with Section 56000 of the California Government Code, for the proposed organization; and

**WHEREAS**, the proposed non-contiguous annexations consist of the following changes of organization – detachment from the from Fresno County Fire Protection District and Pleasant Valley Water District and attachment to the City of Coalinga; and

**WHEREAS**, the City Council determined that the proposal is consistent with the Coalinga General Plan in that the General Plan designates the area to be annexed public facility uses as Water Utility properties and the area has been pre-zoned by the City to P-F (Public Facilities), consistent with the land use designation, by Ordinance No. 871; and

**WHEREAS**, a description and map of the boundaries of the territory proposed for reorganization are set forth in Exhibit 'A' attached hereto and by this reference incorporated herein (APN No's: 070-030-65S, 070-030-66S, 070-060-20S, 073-020-40S, 073-020-46P, 073-040-26S); and

**WHEREAS**, The City Council of the City of Coalinga determined that annexation is exempt from the California Environmental Quality Act (CEQA) per Article 19. Categorical Exemptions, Section 15319 Annexations of Existing Facilities and Lots for Exempt Facilities; and

### CERTIFICATION

**NOW, THEREFORE, BE IT RESOLVED** by the Coalinga City Council as follows:

1. The City Council hereby requests that the Fresno County Local Agency Formation Commission conduct proceedings pursuant to the Local Government Agency Formation Commission pursuant to the Local Government Reorganization Act of 2000 (the "Act") for Annexation of multiple City of Coalinga Water Utility properties.

2. The City Council authorizes and directs that this Resolution of Application be forwarded to the Fresno County Local Agency Formation Commission, together with a plan for services and all other documents and information required by the Act.

I HEREBY CERTIFY, that the foregoing is a full, true, and correct copy of a Resolution duly and regularly adopted and passed by the City Council of the City of Coalinga, California, at a meeting held on the **5th day of December 2024**, by the following vote:

AYES:

NOES:

ABSTAIN:

ABSENT:

---

Mayor/Mayor Pro-Tem

ATTEST:

---

City Clerk/ Deputy City Clerk



# **EXHIBIT “A”**

# "COALINGA WATER TREATMENT PLANT ANNEXATION"

Proposed Attachment to Coalinga City Limits. Area to be Annexed to the City of Coalinga, and Detached From The Fresno County Fire Protection District and the Pleasant Valley Water District, Lying in Sections 2 and 31 of Township 20 South, Range 15 East, and in Sections 5 and 18 of Township 20 South, Range 16 East, Mount Diablo Base and Meridian, County of Fresno, State of California

## LOCATION MAP - STATE

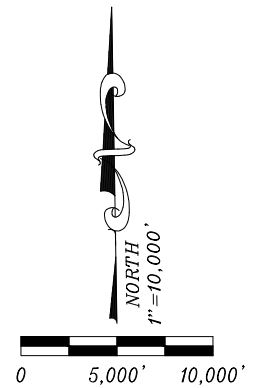
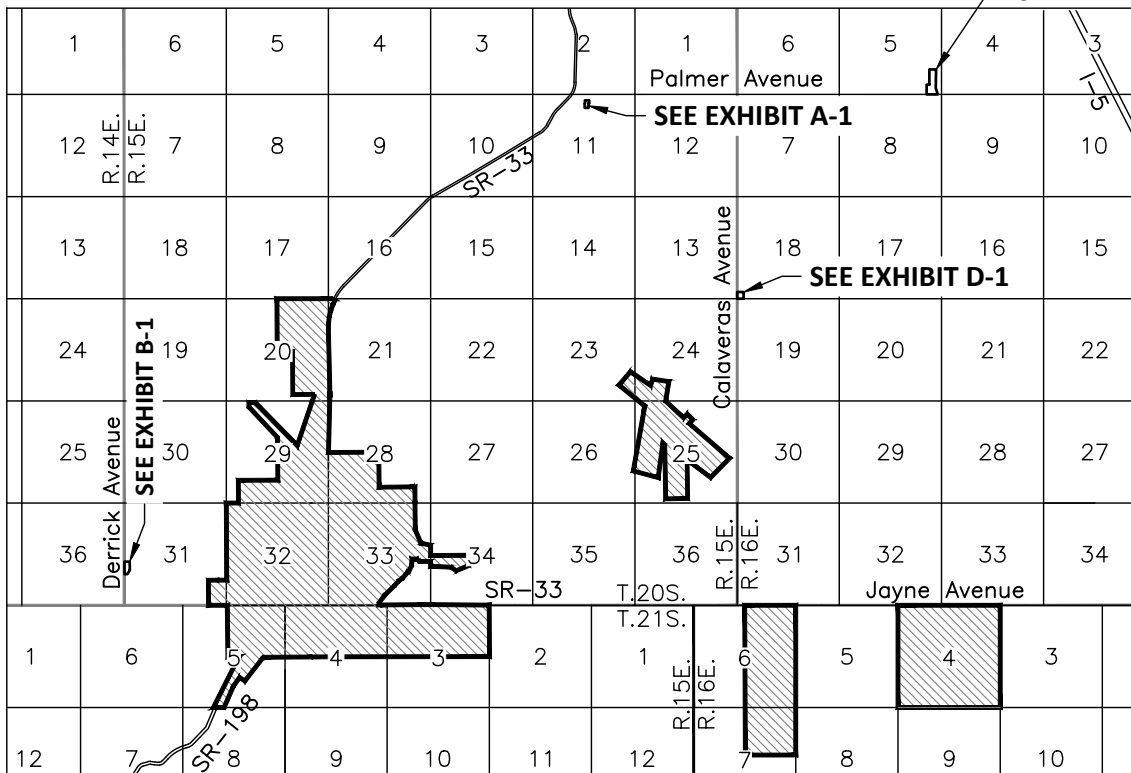
STATE OF CALIFORNIA - NTS



## SHEET INDEX

- 1 SHEET INDEX, LOCATION & VICINITY MAPS
- 2 WATER TREATMENT PLANT 1
- 3 SURROUNDING DEVELOPMENT
- 4 PROPOSED GENERAL PLAN
- 5 PROPOSED ZONING MAP
- 6 ANNEXATION EXHIBIT A-1
- 7 LEGAL DESCRIPTION EXHIBIT A-2
- 8 WATER TREATMENT PLANT 2
- 9 SURROUNDING DEVELOPMENT
- 10 PROPOSED GENERAL PLAN
- 11 PROPOSED ZONING MAP
- 12 ANNEXATION EXHIBIT B-1
- 13 LEGAL DESCRIPTION EXHIBIT B-2
- 14 WATER TREATMENT PLANT 3
- 15 SURROUNDING DEVELOPMENT
- 16 PROPOSED GENERAL PLAN
- 17 PROPOSED ZONING MAP
- 18 ANNEXATION EXHIBIT C-1
- 19 LEGAL DESCRIPTION EXHIBIT C-2
- 20 WATER TREATMENT PLANT 4
- 21 SURROUNDING DEVELOPMENT
- 22 PROPOSED GENERAL PLAN
- 23 PROPOSED ZONING MAP
- 24 ANNEXATION EXHIBIT D-1
- 25 LEGAL DESCRIPTION EXHIBIT D-2

SEE EXHIBIT C-1



City of Coalinga – 2024



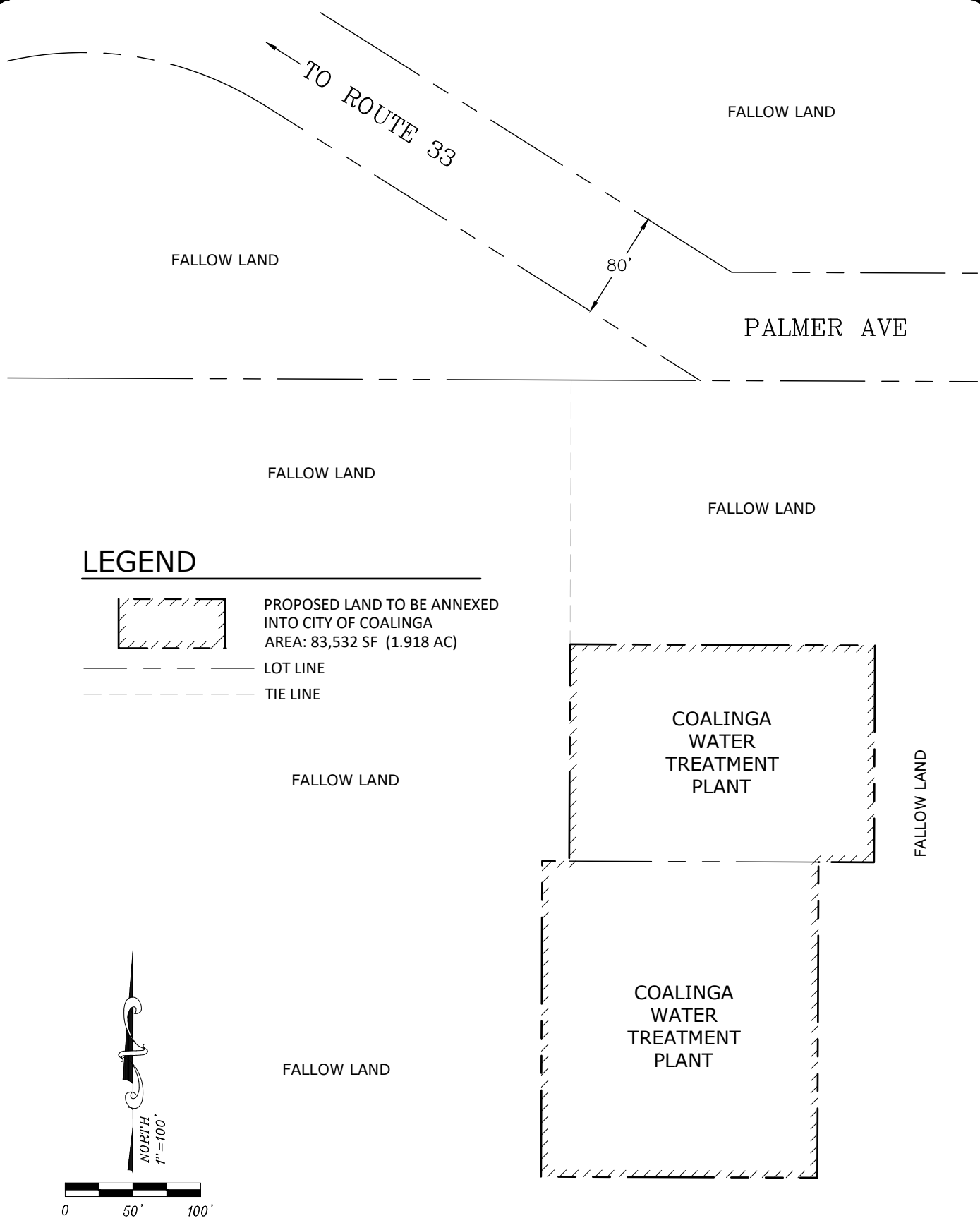
**Coalinga Water Treatment Plants  
Annexation No. 2024-  
County of Fresno, State of California**



**Tri City Engineering**  
Engineers  
Surveyors

4630 W. Jennifer Ave. #101  
Fresno, CA 93722-6415  
PH: 559-447-9075  
FAX: 559-447-9074  
www.TriCityEngineering.com

Scale: 1" = 10000'  
Date: 07/25/2024  
Drwn: ZM  
Chkd: DJ  
JN#: 3082



City of Coalinga – 2024

PORTION OF SECTION 11,  
TOWNSHIP 20 SOUTH,  
RANGE 15 EAST. M.D.B.&M.



**SURROUNDING DEVELOPMENT**  
**Coalinga Water Treatment Plant 1**  
**Annexation No. 2024-**  
**County of Fresno, State of California**

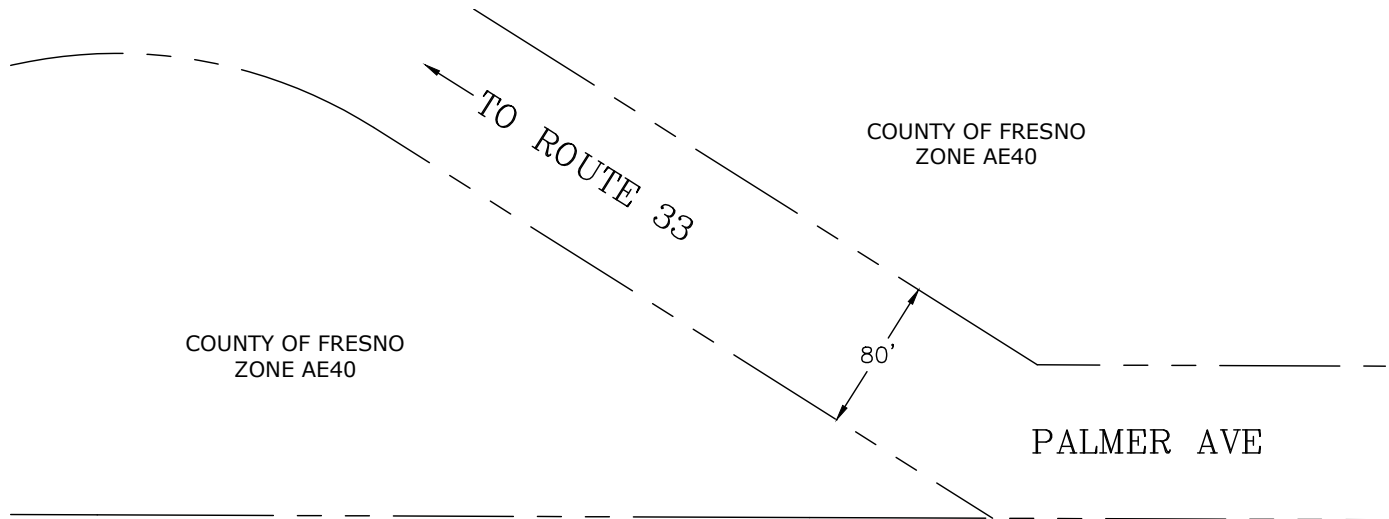


**Tri City Engineering**  
 Engineers Surveyors

4630 W. Jennifer Ave. #101  
 Fresno, CA 93722-6415  
 PH: 559-447-9075  
 FAX: 559-447-9074  
 www.TriCityEngineering.com

Scale: 1" = 100'  
 Date: 07/25/2024  
 Drwn: ZM  
 Chkd: DJ  
 JN#: 3082





COUNTY OF FRESNO  
ZONE AE40

COUNTY OF FRESNO  
ZONE AE40

TO ROUTE 33




80'

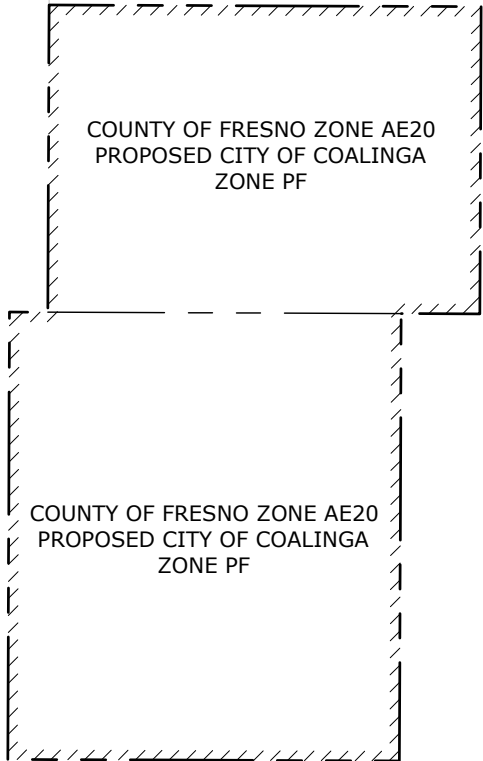
PALMER AVE

COUNTY OF FRESNO  
ZONE AE20

COUNTY OF FRESNO  
ZONE AE20

**LEGEND**

-  PROPOSED LAND TO BE ANNEXED INTO CITY OF COALINGA  
AREA: 83,532 SF (1.918 AC)
-  LOT LINE
-  TIE LINE




COUNTY OF FRESNO  
ZONE AE20

COUNTY OF FRESNO ZONE AE20  
PROPOSED CITY OF COALINGA  
ZONE PF

COUNTY OF FRESNO  
ZONE AE20

COUNTY OF FRESNO  
ZONE AE20



*City of Coalinga – 2024*

PORTION OF SECTION 11,  
TOWNSHIP 20 SOUTH,  
RANGE 15 EAST. M.D.B.&M.



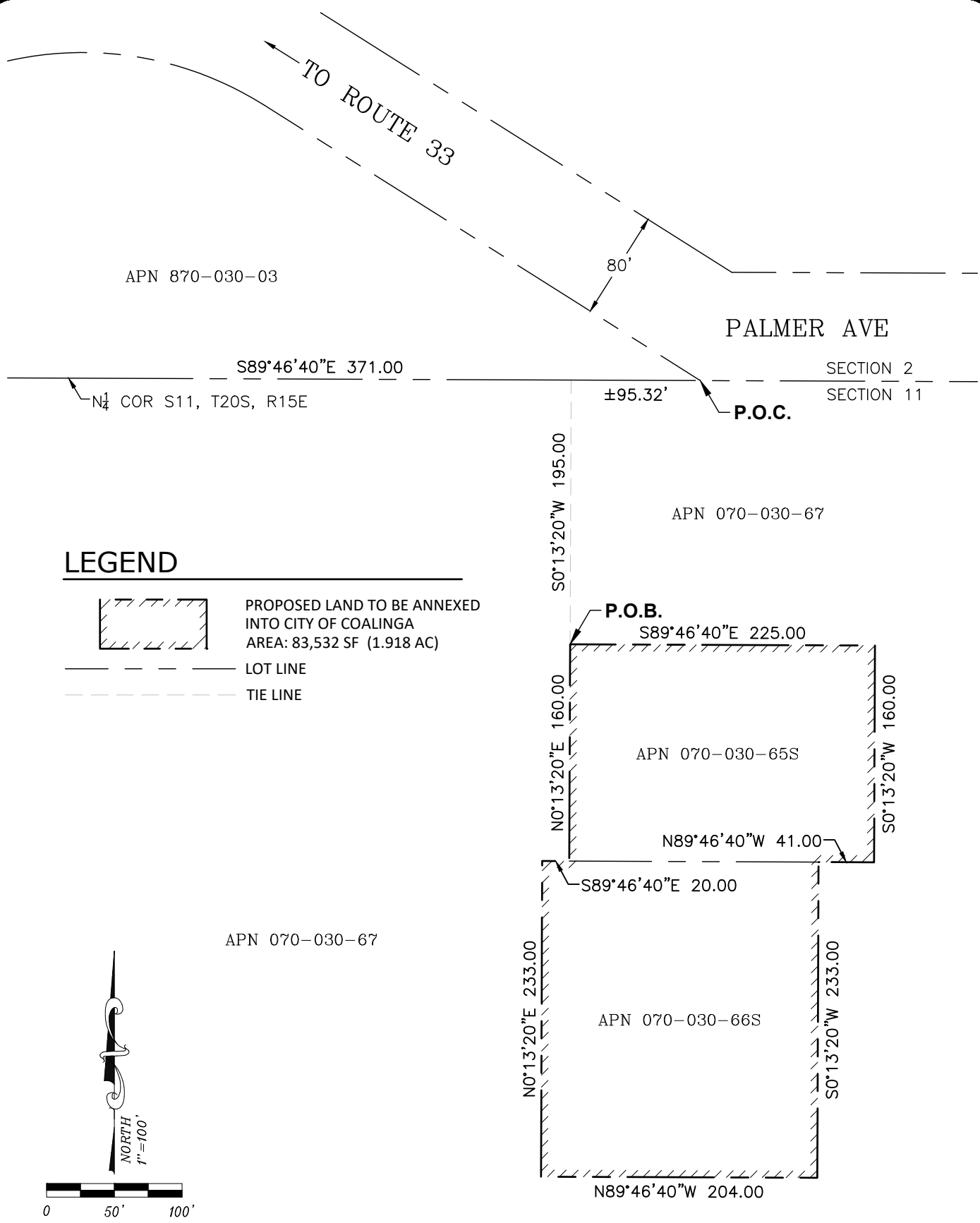
**PROPOSED ZONING MAP**  
**Coalinga Water Treatment Plant 1**  
**Annexation No. 2024-**  
**County of Fresno, State of California**



**Tri City Engineering**  
Engineers Surveyors

4630 W. Jennifer Ave. #101  
Fresno, CA 93722-6415  
PH: 559-447-9075  
FAX: 559-447-9074  
www.TriCityEngineering.com

Scale: 1" = 100'  
Date: 07/25/2024  
Drwn: ZM  
Chkd: DJ  
JN#: 3082



City of Coalinga – 2024

PORTION OF SECTION 11,  
TOWNSHIP 20 SOUTH,  
RANGE 15 EAST. M.D.B.&M.



**EXHIBIT A-1**  
**Coalinga Water Treatment Plant 1**  
**Annexation No. 2024-**  
**County of Fresno, State of California**



**Tri City Engineering**  
 Engineers Surveyors

4630 W. Jennifer Ave. #101  
 Fresno, CA 93722-6415  
 PH: 559-447-9075  
 FAX: 559-447-9074  
 www.TriCityEngineering.com

Scale: 1" = 100'  
 Date: 07/25/2024  
 Drwn: ZM  
 Chkd: DJ  
 JN#: 3082

## EXHIBIT A-2

**Coalinga Water Treatment Plant Annexation No.  
Proposed Attachment to Coalinga City Limits  
Area to be Annexed to the City of Coalinga and detached from the Fresno County Fire  
Protection District and the Pleasant Valley Water District.**

Geographic Description

That portion of Section 11 in Township 20 South, Range 15 East, Mount Diablo Base and Meridian, according to the Official Township Plats thereof, situated in the County of Fresno, State of California, being more particularly described as follows:

**Commencing** at a point of intersection of the south right of way line of Palmer Avenue and the north line of said Section 11, being east of State Route 33; thence North 89°46'40" West, 95.32 feet, more or less, to a point that bears South 89°46'40" East, 371.00 feet from the North Quarter corner of said Section 11; thence South 00°13'20" West, 195.00 feet to the **Point of Beginning**;

Thence the following courses:

- 1) South 89°46'40" East along a line parallel and distant 195.00 feet from said north line of Section 11, a distance of 225.00 feet;
- 2) South 00°13'20" West along a line perpendicular to said north line, a distance of 160.00 feet;
- 3) North 89°46'40" West, a distance of 41.00 feet;
- 4) South 00°13'20" West along a line perpendicular to said north line, a distance of 233.00 feet;
- 5) North 89°46'40" West, a distance of 204.00 feet;
- 6) North 00°13'20" East, a distance of 233.00 feet;
- 7) South 89°46'40" East, a distance of 20.00 feet;
- 8) North 00°13'20" East, a distance of 160.00 feet to the **Point of Beginning**.

Containing 83,532 square feet, 1.918 acres, more or less.

SECTION 30  
SECTION 31

FALLOW LAND

FALLOW LAND

SECTION 36, T20S, R14E  
SECTION 31, T20S, R15E

FALLOW LAND

COALINGA  
WATER  
TREATMENT  
PLANT

FALLOW LAND

FALLOW LAND

FALLOW LAND

DERRICK AVENUE

1620'

FALLOW LAND

FALLOW LAND

SECTION 31, T20S, R15E  
SECTION 6, T21S, R15E

### LEGEND

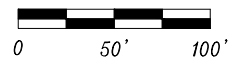


PROPOSED LAND TO BE ANNEXED  
INTO CITY OF COALINGA  
AREA: 165,173 SF (3.792 AC)

— — — — — LOT LINE

- - - - - TIE LINE

- - - - - SECTION LINE



## City of Coalinga – 2024

PORTION OF SECTION 31,  
TOWNSHIP 20 SOUTH,  
RANGE 15 EAST. M.D.B.&M.



### SURROUNDING DEVELOPMENT

**Coalinga Water Treatment Plant 2  
Annexation No. 2024-  
County of Fresno, State of California**



**Tri City Engineering**  
Engineers Surveyors

4630 W. Jennifer Ave. #101  
Fresno, CA 93722-6415  
PH: 559-447-9075  
FAX: 559-447-9074  
www.TriCityEngineering.com

Scale: 1" = 100'  
Date: 07/25/2024  
Drwn: ZM  
Chkd: DJ  
JN#: 3082

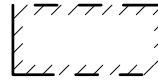


SECTION 30  
SECTION 31

AGRICULTURAL

AGRICULTURAL

### LEGEND



PROPOSED LAND TO BE ANNEXED  
INTO CITY OF COALINGA  
AREA: 165,173 SF (3.792 AC)

— — — — — LOT LINE

- - - - - TIE LINE

- - - - - SECTION LINE

SECTION 36, T20S, R14E  
SECTION 31, T20S, R15E

AGRICULTURAL

COALINGA  
WATER  
TREATMENT  
PLANT

AGRICULTURAL

AGRICULTURAL


AGRICULTURAL

DERRICK AVENUE

AGRICULTURAL

AGRICULTURAL

SECTION 31, T20S, R15E  
SECTION 6, T21S, R15E



## City of Coalinga – 2024

PORTION OF SECTION 31,  
TOWNSHIP 20 SOUTH,  
RANGE 15 EAST. M.D.B.&M.



**PROPOSED GENERAL PLAN**  
**Coalinga Water Treatment Plant 2**  
**Annexation No. 2024-**  
**County of Fresno, State of California**



**Tri City Engineering**  
Engineers Surveyors

4630 W. Jennifer Ave. #101  
Fresno, CA 93722-6415  
PH: 559-447-9075  
FAX: 559-447-9074  
www.TriCityEngineering.com

Scale: 1" = 100'  
Date: 07/25/2024  
Drwn: ZM  
Chkd: DJ  
JN#: 3082

SECTION 30  
SECTION 31

COUNTY OF FRESNO  
ZONE AE40

COUNTY OF FRESNO  
ZONE AE40

SECTION 36, T20S, R14E  
SECTION 31, T20S, R15E

DERRICK AVENUE

COALINGA  
WATER  
TREATMENT  
PLANT

COUNTY OF FRESNO ZONE AE40  
PROPOSED CITY OF COALINGA  
ZONE PF

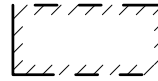
COUNTY OF FRESNO  
ZONE AE40

1620'

COUNTY OF FRESNO  
ZONE AE40

SECTION 31, T20S, R15E  
SECTION 6, T21S, R15E

### LEGEND



PROPOSED LAND TO BE ANNEXED  
INTO CITY OF COALINGA  
AREA: 165,173 SF (3.792 AC)

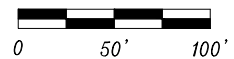
LOT LINE

TIE LINE

SECTION LINE

COUNTY OF FRESNO  
ZONE AE40

COUNTY OF FRESNO  
ZONE AE40



## City of Coalinga – 2024

PORTION OF SECTION 31,  
TOWNSHIP 20 SOUTH,  
RANGE 15 EAST. M.D.B.&M.



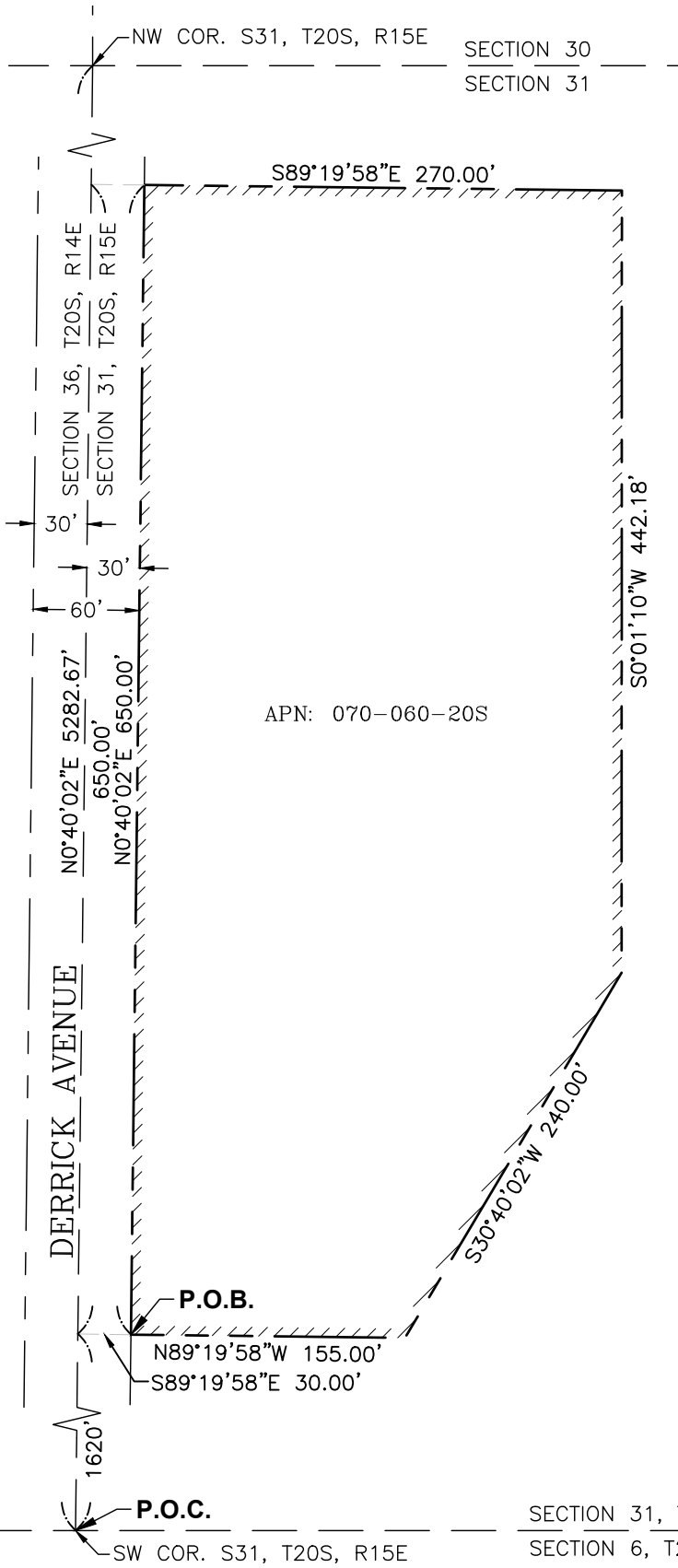
**PROPOSED ZONING MAP**  
**Coalinga Water Treatment Plant 2**  
**Annexation No. 2024-**  
**County of Fresno, State of California**







**Tri City Engineering**  
Engineers Surveyors

4630 W. Jennifer Ave. #101  
Fresno, CA 93722-6415  
PH: 559-447-9075  
FAX: 559-447-9074  
www.TriCityEngineering.com

Scale: 1" = 100'  
Date: 07/25/2024  
Drwn: ZM  
Chkd: DJ  
JN#: 3082



### LEGEND

-  PROPOSED LAND TO BE ANNEXED INTO CITY OF COALINGA  
AREA: 165,173 SF (3.792 AC)
-  LOT LINE
-  TIE LINE
-  SECTION LINE



## City of Coalinga – 2024

TOWNSHIP 20 SOUTH,  
RANGE 15 EAST. M.D.B.&M.



**EXHIBIT B-1**  
**Coalinga Water Treatment Plant 2**  
**Annexation No. 2024-**  
**County of Fresno, State of California**



**Tri City Engineering**  
Engineers Surveyors

4630 W. Jennifer Ave. #101  
Fresno, CA 93722-6415  
PH: 559-447-9075  
FAX: 559-447-9074  
www.TriCityEngineering.com

Scale: 1" = 100'  
Date: 07/25/2024  
Drwn: ZM  
Chckd: DJ  
JN#: 3082

## EXHIBIT B-2

**Coalinga Water Treatment Plant Annexation No.  
Proposed Attachment to Coalinga City Limits  
Area to be Annexed to the City of Coalinga and detached from the Fresno County Fire  
Protection District and the Pleasant Valley Water District.**

Geographic Description

That portion of Section 31 in Township 20 South, Range 15 East, Mount Diablo Base and Meridian, according to the Official Township Plats thereof, situated in the County of Fresno, State of California, being more particularly described as follows:

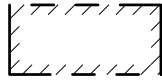
**Commencing** at the Southwest corner of said Section 31; thence North  $0^{\circ}40'02''$  East, a distance of 1,620.00 feet along the West line of said Section 31; thence South  $89^{\circ}19'58''$  East, a distance of 30.00 feet to the **Point of Beginning**;

Thence the following courses:

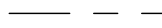
- 1) North  $0^{\circ}40'02''$  East along a line parallel and distant 30.00 feet from said West line of Section 31, a distance of 650.00 feet;
- 2) South  $89^{\circ}19'58''$  East along a line perpendicular to said West line, a distance of 270.00 feet;
- 3) South  $0^{\circ}40'02''$  West, a distance of 442.18 feet;
- 4) South  $30^{\circ}40'02''$  West, a distance of 240.00 feet;
- 5) North  $89^{\circ}19'58''$  West, a distance of 155.00 feet to the **Point of Beginning**.

Containing 165,173 square feet, 3.792 acres, more or less.

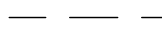
# LEGEND




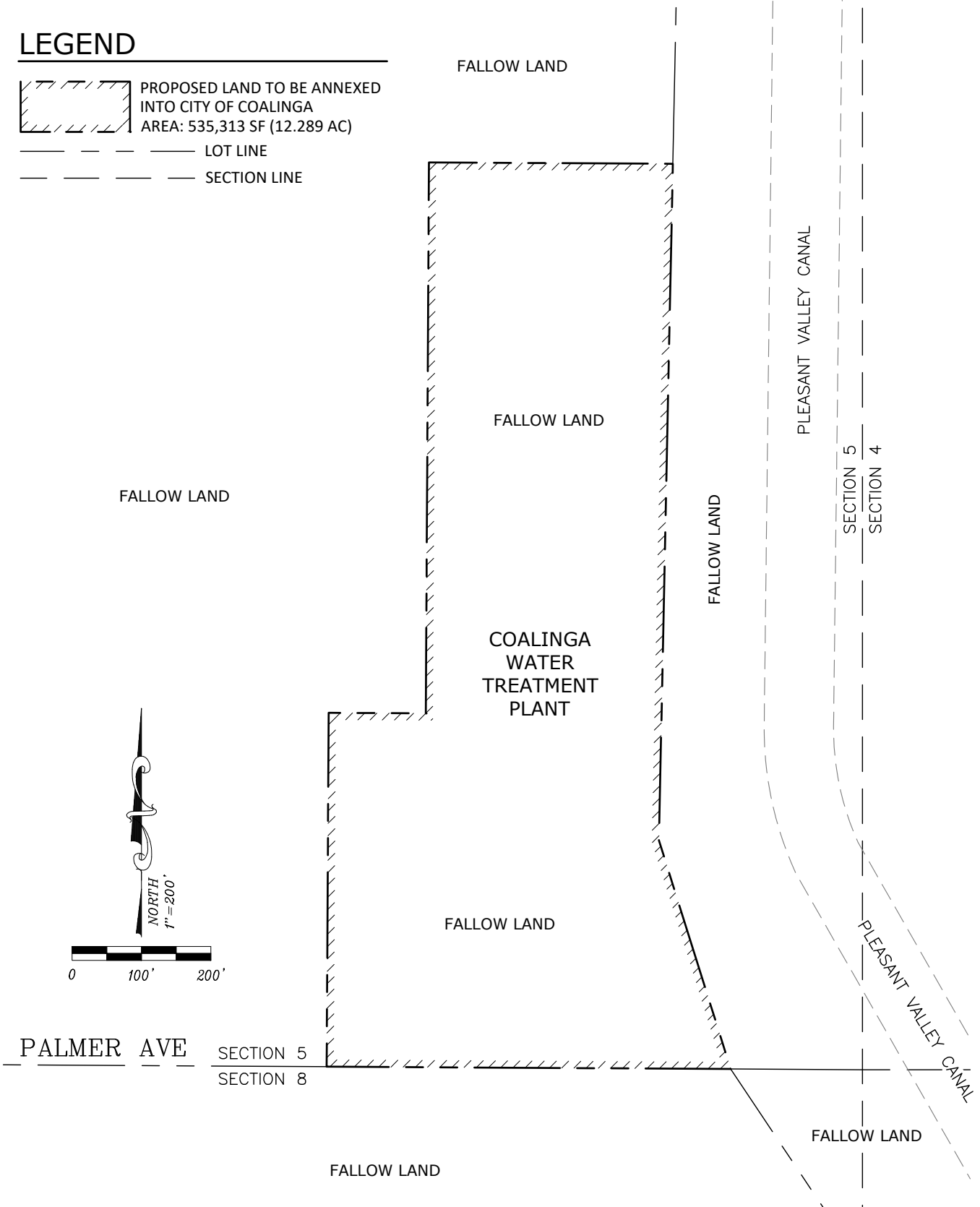
PROPOSED LAND TO BE ANNEXED  
INTO CITY OF COALINGA  
AREA: 535,313 SF (12.289 AC)



LOT LINE



SECTION LINE



City of Coalinga – 2024

PORTION OF SECTION 5,  
TOWNSHIP 20 SOUTH,  
RANGE 16 EAST. M.D.B.&M.



**SURROUNDING DEVELOPMENT**  
**Coalinga Water Treatment Plant 3**  
**Annexation No. 2024-**  
**County of Fresno, State of California**

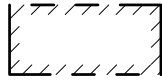


**Tri City Engineering**  
Engineers Surveyors

4630 W. Jennifer Ave. #101  
Fresno, CA 93722-6415  
PH: 559-447-9075  
FAX: 559-447-9074  
www.TriCityEngineering.com

Scale: 1" = 200'  
Date: 07/25/2024  
Drwn: ZM  
Chkd: DJ  
JN#: 3082

# LEGEND



PROPOSED LAND TO BE ANNEXED  
INTO CITY OF COALINGA  
AREA: 535,313 SF (12.289 AC)

----- LOT LINE

----- SECTION LINE

AGRICULTURAL

AGRICULTURAL

AGRICULTURAL


COALINGA  
WATER  
TREATMENT  
PLANT

AGRICULTURAL

SECTION 5  
SECTION 4

AGRICULTURAL

AGRICULTURAL



PALMER AVE

SECTION 5  
SECTION 8

AGRICULTURAL

AGRICULTURAL

City of Coalinga – 2024

PORTION OF SECTION 5,  
TOWNSHIP 20 SOUTH,  
RANGE 16 EAST. M.D.B.&M.



**PROPOSED GENERAL PLAN**  
**Coalinga Water Treatment Plant 3**  
**Annexation No. 2024-**  
**County of Fresno, State of California**

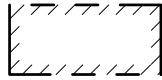


**Tri City Engineering**  
Engineers Surveyors

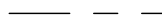
4630 W. Jennifer Ave. #101  
Fresno, CA 93722-6415  
PH: 559-447-9075  
FAX: 559-447-9074  
www.TriCityEngineering.com

Scale: 1" = 200'  
Date: 07/25/2024  
Drwn: ZM  
Chkd: DJ  
JN#: 3082

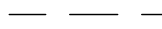
# LEGEND



PROPOSED LAND TO BE ANNEXED INTO CITY OF COALINGA  
AREA: 535,313 SF (12.289 AC)



LOT LINE



SECTION LINE

COUNTY OF FRESNO  
ZONE AE40


COUNTY OF FRESNO  
ZONE AE40

COUNTY OF FRESNO  
ZONE AE40

COALINGA  
WATER  
TREATMENT  
PLANT

COUNTY OF FRESNO ZONE AE40  
PROPOSED CITY OF COALINGA  
ZONE PF

COUNTY OF FRESNO  
ZONE AE40



PALMER AVE

SECTION 5  
SECTION 8

COUNTY OF FRESNO  
ZONE AE40

COUNTY OF FRESNO  
ZONE AE20

City of Coalinga – 2024

PORTION OF SECTION 5,  
TOWNSHIP 20 SOUTH,  
RANGE 16 EAST. M.D.B.&M.



**PROPOSED ZONING MAP**  
**Coalinga Water Treatment Plant 3**  
**Annexation No. 2024-**  
**County of Fresno, State of California**






**Tri City Engineering**  
Engineers Surveyors

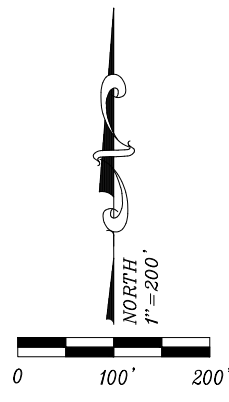
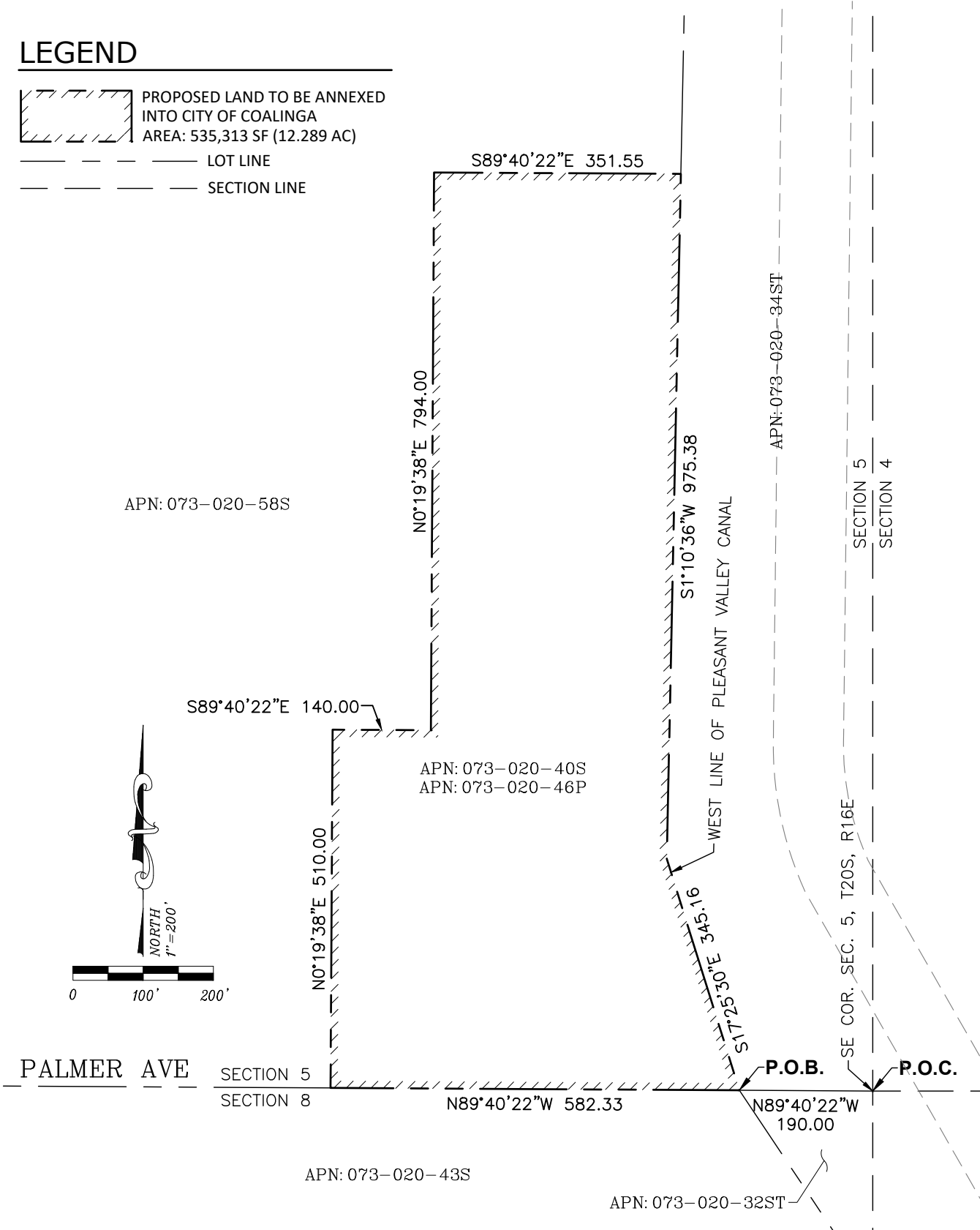
4630 W. Jennifer Ave. #101  
Fresno, CA 93722-6415  
PH: 559-447-9075  
FAX: 559-447-9074  
www.TriCityEngineering.com

Scale: 1" = 200'  
Date: 07/25/2024  
Drwn: ZM  
Chkd: DJ  
JN#: 3082

PAGE 14 OF 21

# LEGEND

-  PROPOSED LAND TO BE ANNEXED INTO CITY OF COALINGA  
AREA: 535,313 SF (12.289 AC)
-  LOT LINE
-  SECTION LINE



City of Coalinga – 2024

PORTION OF SECTION 5,  
TOWNSHIP 20 SOUTH,  
RANGE 16 EAST. M.D.B.&M.



**EXHIBIT C-1**  
**Coalinga Water Treatment Plant 3**  
**Annexation No. 2024-**  
**County of Fresno, State of California**



**Tri City Engineering**  
Engineers Surveyors

4630 W. Jennifer Ave. #101  
Fresno, CA 93722-6415  
PH: 559-447-9075  
FAX: 559-447-9074  
www.TriCityEngineering.com

Scale: 1" = 200'  
Date: 07/25/2024  
Drwn: ZM  
Chkd: DJ  
JN#: 3082



## EXHIBIT C-2

**Coalinga Water Treatment Plant Annexation No.  
Proposed Attachment to Coalinga City Limits  
Area to be Annexed to the City of Coalinga and detached from the Fresno County Fire  
Protection District and the Pleasant Valley Water District.**

### Geographic Description

That portion of Section 5 in Township 20 South, Range 16 East, Mount Diablo Base and Meridian, according to the Official Township Plats thereof, situated in the County of Fresno, State of California, being more particularly described as follows:




**Commencing** at the Southeast corner of said Section 5; thence North 89°40'22" West, a distance of 190.00 feet along the South line of said Section 5 to the **Point of Beginning**;

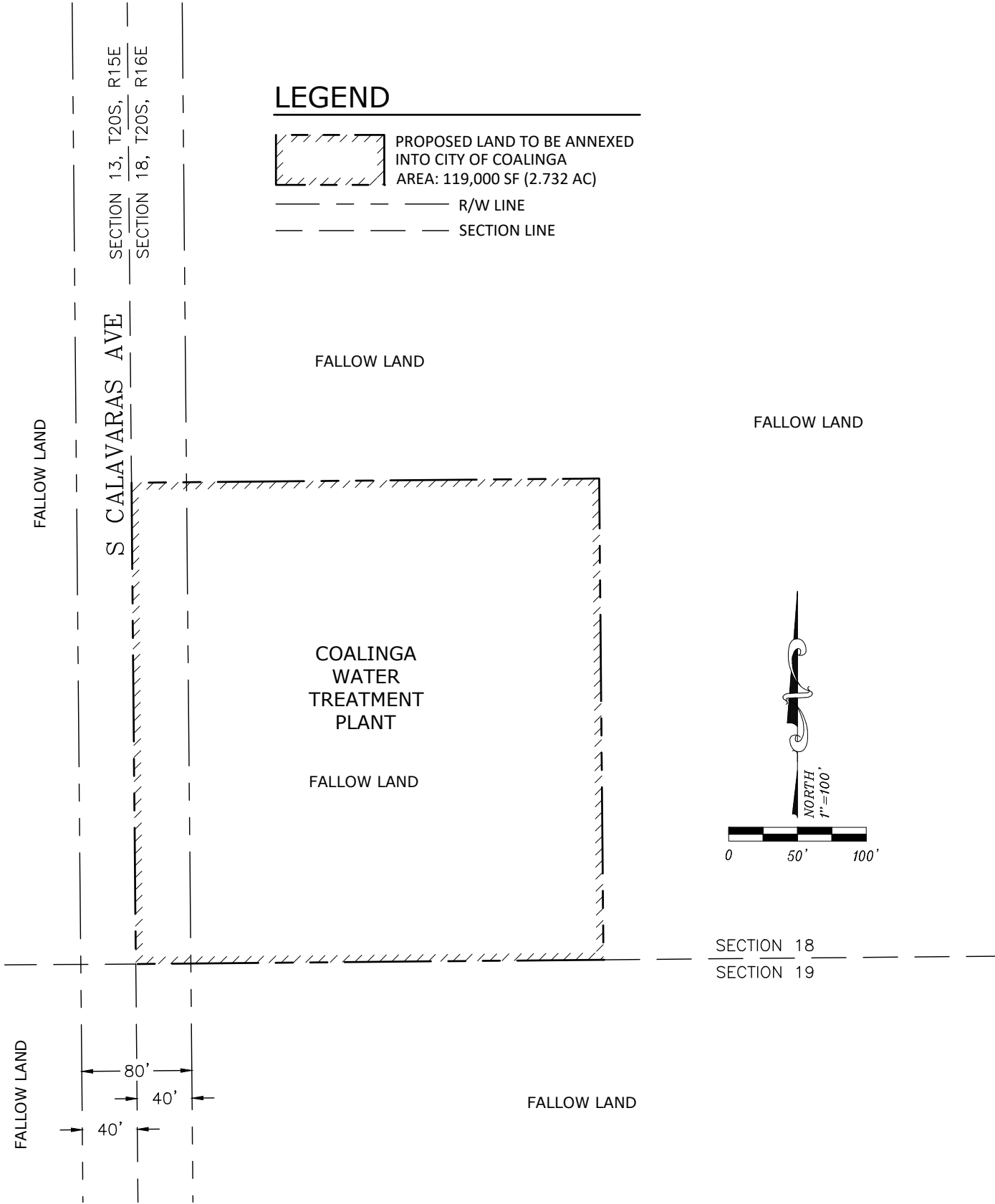
Thence the following courses:

- 1) North 89°40'22" West continuing along said South line of Section 5, a distance of 582.33 feet;
- 2) North 0°19'38" East along a line perpendicular to said South line, a distance of 510.00 feet;
- 3) South 89°40'22" East, a distance of 140.00 feet;
- 4) North 0°19'38" East, a distance of 794.00 feet;
- 5) South 89°40'22" East, a distance of 351.55 feet to the West line of the Pleasant Valley Canal right-of-way
- 6) South 1°10'36" West, a distance of 975.38 feet along said West line;
- 7) South 17°25'30" East, a distance of 345.16 feet to the **Point of Beginning**.

Containing 535,313 square feet, 12.289 acres, more or less.

# LEGEND

-  PROPOSED LAND TO BE ANNEXED INTO CITY OF COALINGA  
AREA: 119,000 SF (2.732 AC)
-  R/W LINE
-  SECTION LINE



City of Coalinga – 2024

PORTION OF SECTION 18,  
TOWNSHIP 20 SOUTH,  
RANGE 16 EAST. M.D.B.&M.



**SURROUNDING DEVELOPMENT**  
**Coalinga Water Treatment Plant 4**  
**Annexation No. 2024-**  
**County of Fresno, State of California**






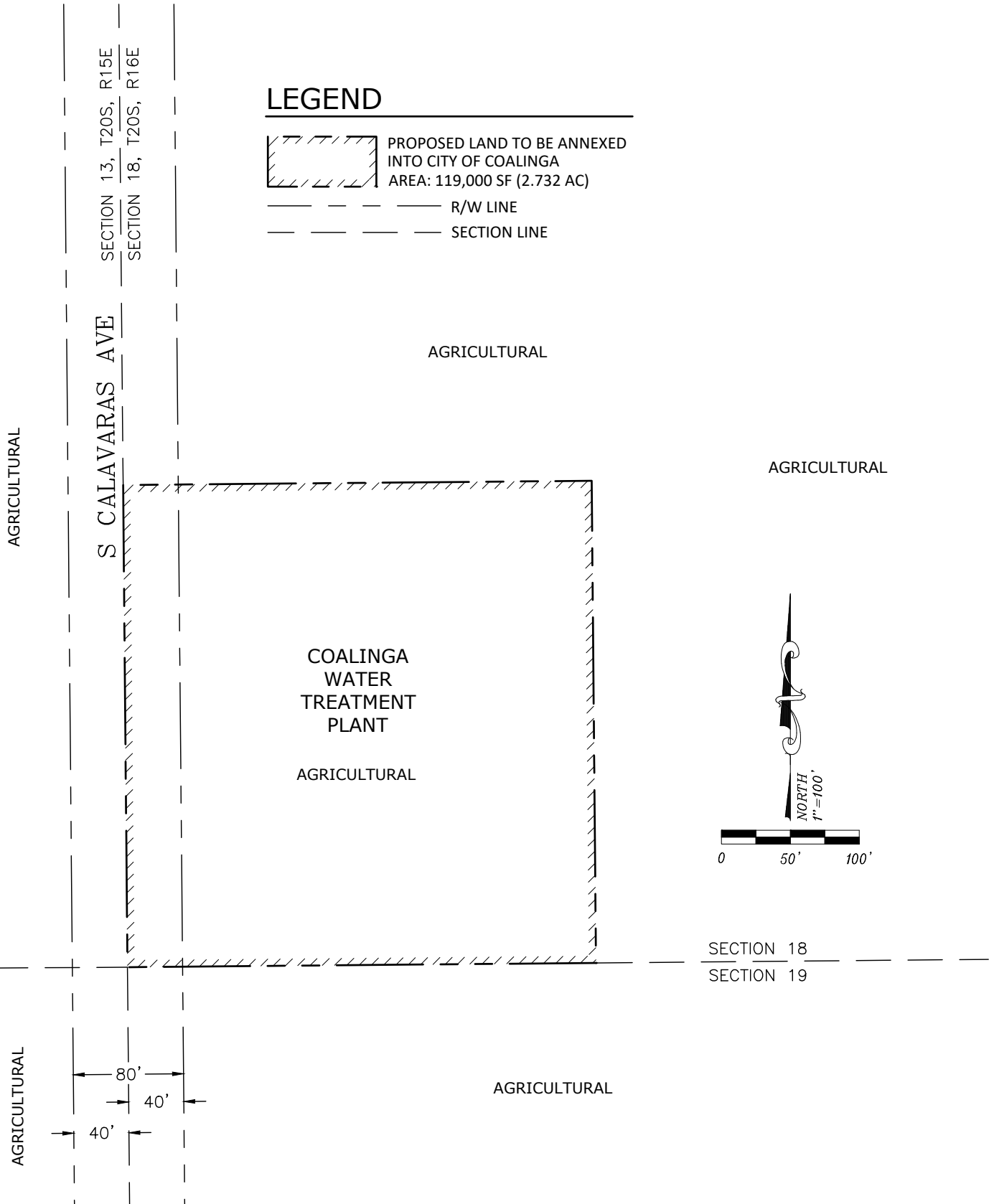
**Tri City Engineering**  
Engineers Surveyors

4630 W. Jennifer Ave. #101  
Fresno, CA 93722-6415  
PH: 559-447-9075  
FAX: 559-447-9074  
www.TriCityEngineering.com

Scale: 1" = 100'  
Date: 07/25/2024  
Drwn: ZM  
Chkd: DJ  
JN#: 3082

# LEGEND

-  PROPOSED LAND TO BE ANNEXED INTO CITY OF COALINGA  
AREA: 119,000 SF (2.732 AC)
-  R/W LINE
-  SECTION LINE



City of Coalinga – 2024

PORTION OF SECTION 18,  
TOWNSHIP 20 SOUTH,  
RANGE 16 EAST. M.D.B.&M.



**PROPOSED GENERAL PLAN**  
**Coalinga Water Treatment Plant 4**  
**Annexation No. 2024-**  
**County of Fresno, State of California**







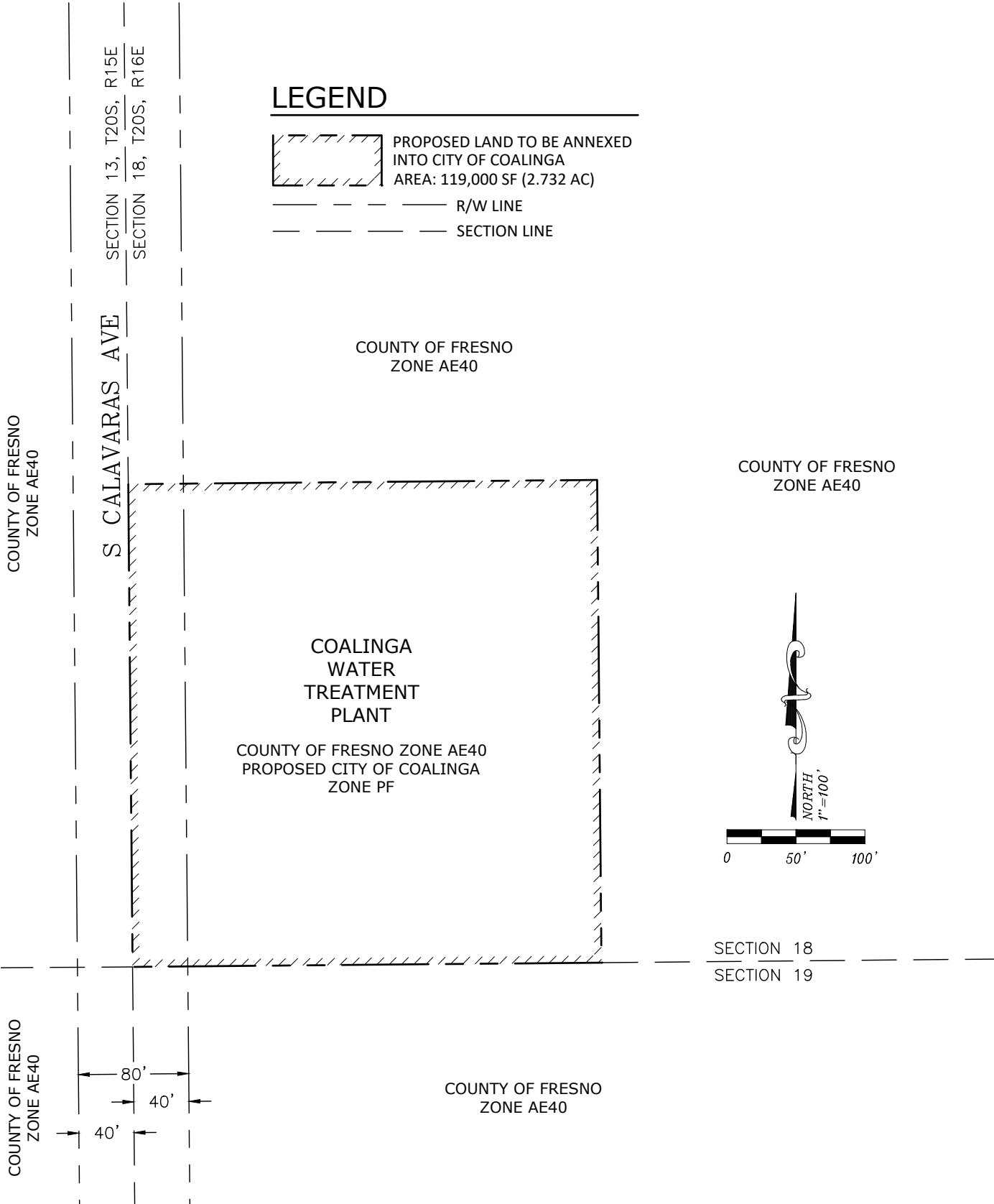
**Tri City Engineering**  
Engineers Surveyors

4630 W. Jennifer Ave. #101  
Fresno, CA 93722-6415  
PH: 559-447-9075  
FAX: 559-447-9074  
www.TriCityEngineering.com

Scale: 1" = 100'  
Date: 07/25/2024  
Drwn: ZM  
Chkd: DJ  
JN#: 3082

# LEGEND

-  PROPOSED LAND TO BE ANNEXED INTO CITY OF COALINGA  
AREA: 119,000 SF (2.732 AC)
-  R/W LINE
-  SECTION LINE



City of Coalinga – 2024

PORTION OF SECTION 18,  
TOWNSHIP 20 SOUTH,  
RANGE 16 EAST. M.D.B.&M.



**PROPOSED ZONING MAP**  
**Coalinga Water Treatment Plant 4**  
**Annexation No. 2024-**  
**County of Fresno, State of California**






**Tri City Engineering**  
 Engineers Surveyors

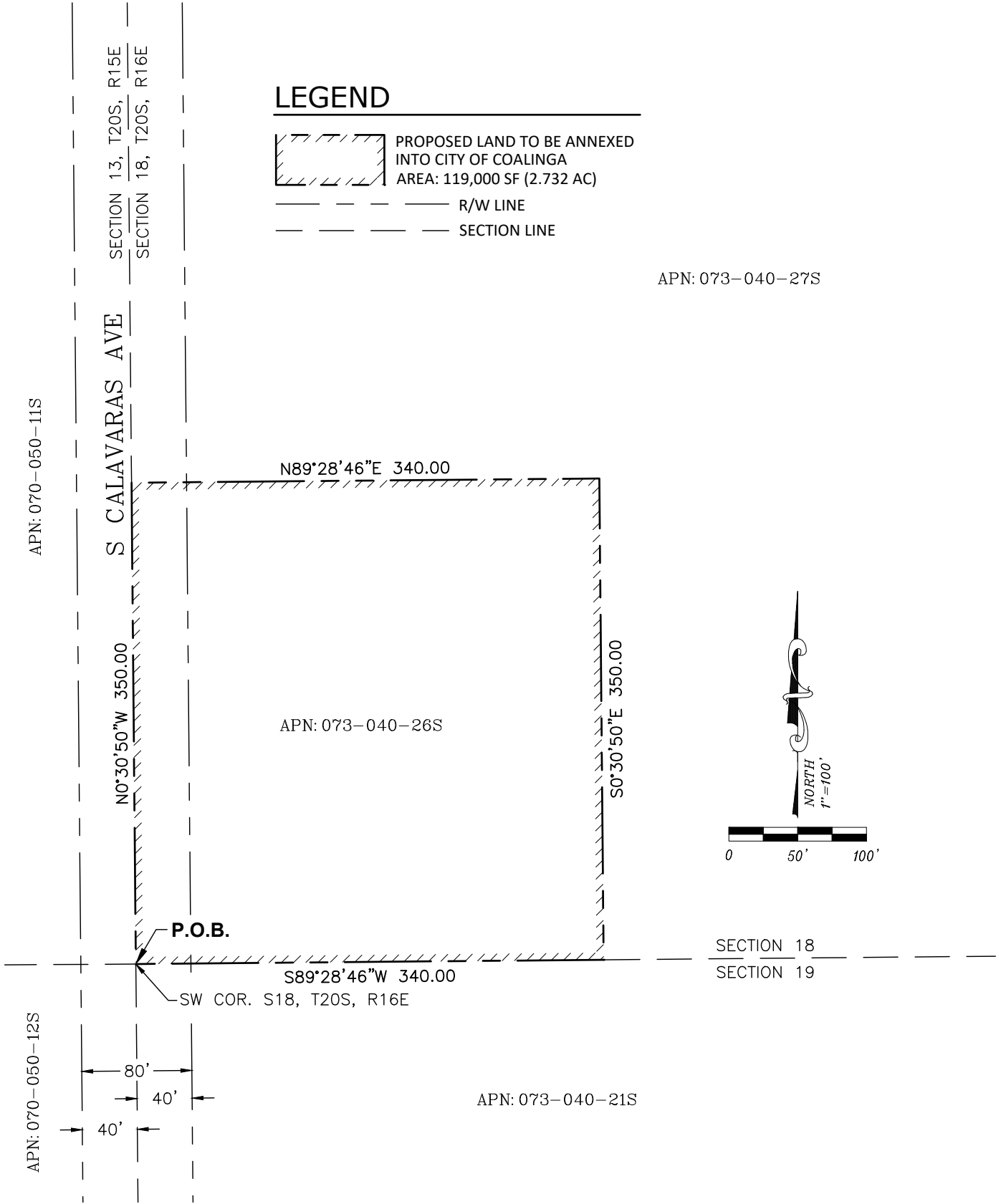
4630 W. Jennifer Ave. #101  
 Fresno, CA 93722-6415  
 PH: 559-447-9075  
 FAX: 559-447-9074  
 www.TriCityEngineering.com

Scale: 1" = 100'  
 Date: 07/25/2024  
 Drwn: ZM  
 Chkd: DJ  
 JN#: 3082

# LEGEND

-  PROPOSED LAND TO BE ANNEXED INTO CITY OF COALINGA  
AREA: 119,000 SF (2.732 AC)
-  R/W LINE
-  SECTION LINE

APN: 073-040-27S



## City of Coalinga – 2024

PORTION OF SECTION 18,  
TOWNSHIP 20 SOUTH,  
RANGE 16 EAST. M.D.B.&M.



**EXHIBIT D-1**  
**Coalinga Water Treatment Plant 4**  
**Annexation No. 2024-**  
**County of Fresno, State of California**



**Tri City Engineering**  
Engineers Surveyors

4630 W. Jennifer Ave. #101  
Fresno, CA 93722-6415  
PH: 559-447-9075  
FAX: 559-447-9074  
www.TriCityEngineering.com

Scale: 1" = 100'  
Date: 07/25/2024  
Drwn: ZM  
Chkd: DJ  
JN#: 3082

## EXHIBIT D-2

**Coalinga Water Treatment Plant Annexation No.  
Proposed Attachment to Coalinga City Limits  
Area to be Annexed to the City of Coalinga and detached from the Fresno County Fire  
Protection District and the Pleasant Valley Water District.**

Geographic Description

That portion of Section 18 in Township 20 South, Range 16 East, Mount Diablo Base and Meridian, according to the Official Township Plats thereof, situated in the County of Fresno, State of California, being more particularly described as follows:

**Beginning** at the Southwest corner of said Section 18;

Thence the following courses:

- 1) North 0°30'50" West continuing along the West line of Section 18, a distance of 355.00 feet;
- 2) North 89°28'46" East, a distance of 340.00 feet;
- 3) South 0°30'50" East, a distance of 355.00 feet to the South line of said Section 18;
- 4) South 89°28'46" West, a distance of 340.00 feet along said South line to the **Point of Beginning**.

Containing 119,000 square feet, 2.732 acres, more or less.

**ORDINANCE NO. 871**

**AN ORDINANCE OF THE CITY COUNCIL OF COALINGA AMENDING THE OFFICIAL ZONING MAP OF THE CITY OF COALINGA BY PRE-ZONING MULTIPLE PARCELS FROM AGRICULTURAL USES AE-20 (AGRICULTURE EXCLUSIVE – MINIMUM 20 ACRE PARCELS) AND AE-40 (AGRICULTURE EXCLUSIVE – MINIMUM 40 ACRE PARCELS) TO P-F (PUBLIC FACILITIES)**

WHEREAS, the applicant (City of Coalinga), the property owners of record of the following real properties (the “Properties”) in Coalinga, California, has submitted an application to amend the Official Zoning Map of the City of Coalinga to pre-zone the Properties from AE-20 (Exclusive Agricultural, 20-acre minimum parcel size) and AE-40 (Exclusive Agricultural, 40-acre minimum parcel size) to P-F (Public Facilities) in connection with proposed annexation of the Property to the City; and

Exhibit No.	Acreage	APN No.	Current Zoning Designation	Pre-zoning Designation
A-1	1.918 AC			
		070-030-65S	AE-20	P-F
		070-030-66S	AE-20	P-F
B-1	3.792 AC	070-060-20S	AE-40	P-F
C-1	12.289 AC			
		073-020-40S	AE-40	P-F
		073-020-46P	AE-40	P-F
D-1	2.732 AC	073-040-26S	AE-40	P-F

WHEREAS, the City Council has determined that the proposed pre-zoning would be consistent with the provisions of the City of Coalinga General Plan and Government Code Section 65860; and

WHEREAS, a public hearing by the Coalinga City Council on the proposed Pre-Zoning has been advertised pursuant to the Coalinga Municipal Code, and public comment has been solicited by the City Council; and

WHEREAS, all property owners within a 300 feet radius of the Properties, as determined by the current Fresno County Assessor’s Tax Roll, the owner of the Properties, the applicant and to all local agencies expected to provide essential facilities or services to the project whose ability to provide those facilities or services may be significantly affected by this action, were notified of the public hearing by U.S. Postal Service first class mail on October 31, 2024; and

WHEREAS, notice of the public hearing also posted on the City Hall Bulletin Window, Police Department Window, Fire Department Window and at the Chamber of Commerce and Coalinga Library on October 31, 2024; and

WHEREAS, the City Council conducted a public hearing to consider the proposed Pre-Zoning at their regularly scheduled meeting conducted on December 5, 2024, meeting; and

WHEREAS, after considering all oral and written testimony and evidence presented, the City Council of the City of Coalinga has determined that it is in the public interest to amend the Official Zoning Map of the City of Coalinga; and

WHEREAS, the City Council of the City of Coalinga determined that proposed Pre-Zoning is exempt from the California Environmental Quality Act (CEQA) per Article 19. Categorical Exemptions, Section 15319 Annexations of Existing Facilities and Lots for Exempt Facilities. A Notice of Exemption will be filed per Section 15062; and

WHEREAS, the City Council has made the following required findings per Section 9-6.910 of the City of Coalinga Zoning Ordinance for zoning ordinance amendments based on the proposal:

- (1) The proposed Zoning Ordinance amendment would not be detrimental to the public interest, health, safety, convenience, or welfare of the City.
- (2) The proposed Zoning Ordinance amendment is consistent and compatible with the goals, policies, and actions of the General Plan, and the other applicable provisions of the Zoning Ordinance.
- (3) If applicable, the site is physically suitable (including, but not limited to access, provision of utilities, compatibility with adjoining land uses, and absence of physical constraints) for the requested zoning designations and anticipated land uses/developments.
- (4) The proposed Zoning Ordinance amendment has been processed in accordance with the applicable provisions of the California Government Code and the California Environmental Quality Act.

---

**NOW THEREFORE, THE CITY COUNCIL OF THE CITY OF COALINGA DOES ORDAIN AS FOLLOWS:**

1. Subject to the Council's adoption of a resolution changing the land use designation for the subject Property from an Agriculture designation, the official Zoning Map of the City of Coalinga is amended to change the zoning on the Property from AE-20 and AE-40 to P-F as shown on Exhibit A, which is attached to and incorporated in this ordinance. The change in zoning shall become effective at the time the annexation of the Property to the City is completed and becomes effective.
2. This ordinance shall take effect thirty (30) days after its adoption.
3. The City Clerk is authorized and directed to cause this ordinance or a summary of this ordinance to be published once in a newspaper of general circulation published and circulated in the Coalinga Recorder, within 15 days after its adoption. If a summary of this ordinance is to be published, then the City Clerk shall cause a summary of the proposed ordinance to be published and a certified copy of the full text of the proposed ordinance to be posted in the office of the



City Clerk at least five days prior to the Council meeting at which the ordinance is adopted, and also shall cause a certified copy of the full text of the adopted ordinance to be posted in the office of the City Clerk after the meeting at which the ordinance is adopted. The summaries shall be approved by the City Attorney.

**CERTIFICATION**

The foregoing Ordinance was introduced by the City Council of the City of Coalinga, California, at a regular meeting held on December 5, 2024, and was passed and adopted by the City Council at a regular meeting held on January 16, 2025, by the following vote

AYES:

NOES:

ABSTAIN:

ABSENT:

Date: \_\_\_\_\_ 2024

\_\_\_\_\_  
Mayor/Mayor Pro-Tem

**ATTEST:**

\_\_\_\_\_  
City Clerk/Deputy City Clerk

# EXHIBIT "A"

**STAFF REPORT - CITY COUNCIL/SUCCESSOR AGENCY/PUBLIC FINANCE  
AUTHORITY**

**Subject:** Consideration and Approval for the Closeout of the City's 20-CDBG CV2-3-00008 Covid-19 Assistance Grants and Authorization to Submit to the California Department of Housing and Community Development (HCD), Community Development Block Grant Program (CDBG)

**Meeting Date:** Thursday, November 7, 2024

**From:** Sean Brewer, Interim City Manager

**Prepared by:** Sean Brewer, Interim City Manager

---

**I. RECOMMENDATION:**

Staff recommends Council approve the closeout of the City's 20-CDBG-CV2-3-00008 grants and authorize the submittal to the California Department of Housing and Community Development (HCD), Community Development Block Grant (CDBG) Program.

**II. BACKGROUND:**

The City of Coalinga was awarded \$314,194 in CDBG-CV2-3 grant funds in response to the pandemic to aid City of Coalinga residents affected by Covid-19 in the form of Business Assistance to income eligible businesses owners/and or create/retain jobs for those with incomes at or below 80% of the County AMI for the purpose of aiding businesses impacted by COVID-19 within the City of Coalinga. The City received permission to incur costs on November 3, 2021. The Program provided income eligible business owners with up to \$35,000 in Assistance. Aggressive marketing efforts were conducted; however, interest was very low. Despite these efforts, only one business received the maximum assistance allowed.

The City worked with Self-Help Enterprises (SHE) to amend the activity from business assistance to subsistence payment assistance. The proposed change in scope of work allowed the City to provide rent, mortgage, and/or utilities assistance to low-income households/individuals impacted by COVID-19. These subsistence payments were similar to the City's previous CV1 grant.

On February 23, 2023, HCD approved the amendment and the City began accepting applications. The program provided income eligible households with up to \$5,000 in assistance to cover past due and/or currently due mortgage payments, rent payments, and utility expenses for up to 3 consecutive months as grants with no repayment obligation.

The grant's original expiration date was November 3, 2023, however the City submitted an extension request to allow for more time to assist residents. HCD approved the extension through October 31, 2024.

Details of the grant assistance is provided below:

Applications Received: 38  
Households Assisted: 27  
Applications Denied: 11\*

*\*Applications denied are typically due to failure of applicant to provide necessary documentation. Rental,*

*Mortgage, Utilities will not add up to applications completed due to some households receiving more than one form of assistance.*

Income information for households assisted is as follows:

Very-low Income: 11  
Low Income: 13  
Moderate Income: 03

Female Head of Household: 14  
Senior Citizen: 0  
Disabled: 0

**Budget Total Expenses Disencumbered Funds**

Total General Admin: \$40,845 \$24,777.74 \$16,067.26  
Total Activiti: \$273,349 \$182,782.58 \$90,566.42

The City shall continue to work with SHE to operate the program and submit any outstanding reimbursement requests to HCD. This information is provided as a program update, and with Council's approval, the City will continue to submit any financial and/or activity reports to closeout the grant. Additionally, in the case of disencumbering the grant funds, the City shall work with SHE to meet all necessary requirements to ensure all obligations are met.

**III. DISCUSSION:**

When the Public Hearing is opened, citizens are encouraged to ask questions an/or comment on the closeout of the City's 20-CDBG-CV2-3-00008 grant.

**IV. ALTERNATIVES:**

None, as the Public Hearing is part of the grant requirements.

**V. FISCAL IMPACT:**

None.

**ATTACHMENTS:**

File Name	Description
<input type="checkbox"/> FINAL_PUBLIC_HEARING_NOTICE_Dec_5_2024.pdf	Public Hearing Notice
<input type="checkbox"/> PROOF_OF_PUBLICATION_column_affidavit_FNTOGnn5HmwbnHWnRU07.pdf	Public Hearing Notice - Proof of Publication



## **NOTIC OF PUBLIC HEARING**

NOTICE IS HEREBY GIVEN that the City of Coalinga will conduct a public hearing on December 5, 2024 at 6pm, at City Hall located at 155 W. Durian Ave, Coalinga, CA 93210 to discuss the closeout of the City's 20-CDBG-CV2-3-00008 grant.

### **PUBLIC HEARING**

DATE: December 5, 2024  
TIME: 6 p.m.  
PLACE: City Hall  
155 W. Durian Ave  
Coalinga, CA 93210

The City would like to give the public an opportunity to provide feedback regarding the expenditure and program outcome of all grant funds awarded under the 20-CDBG-CV2-3-00008 contract which provided subsistence payments to eligible households impacted by the pandemic.

If you require special accommodations to participate in the public hearing, please contact Shannon Jensen, Asst. to the City Manager/ Deputy City Clerk, 155 W. Durian Ave, Coalinga, CA 93210, or you may telephone 559-935-1533. In addition, a public information file is available for review at the above address between the hours of 7:30 a.m. and 5:00 p.m. on Monday – Thursday.

If you are unable to attend the public hearing, you may direct written comments to Shannon Jensen, Asst. to the City Manager/ Deputy City Clerk, 155 W. Durian Ave, Coalinga, CA 93210, or you may telephone 559-935-1533. In addition, a public information file is available for review at the above address between the hours of 7:30 a.m. and 5:00 p.m. on Monday – Thursday.

The City of Coalinga promotes fair housing and makes all its programs available to low- and moderate-income families regardless of age, race, color, religion, sex, national origin, sexual preference, marital status or handicap.

Publish: November 22, 2024, in the Hanford Sentinel



## **AVISO DE AUDIENCIA PÚBLICA**

POR EL PRESENTE SE NOTIFICA que la Ciudad de Coalinga llevará a cabo una audiencia pública el 5 de diciembre de 2024 a las 6 p. m., en el Ayuntamiento ubicado en 155 W. Durian Ave, Coalinga, CA 93210 para discutir el cierre del 20-CDBG-CV2 de la Ciudad. -3-00008 subvención.

### **AUDIENCIA PÚBLICA**

FECHA: 5 de diciembre de 2024

HORA: 6 p.m.

LUGAR: Ayuntamiento  
155 W. Durian Ave  
Coalinga, CA 93210

La Ciudad quisiera darle al público la oportunidad de brindar comentarios sobre el gasto y el resultado del programa de todos los fondos de subvención otorgados bajo el contrato 20-CDBG-CV2-3-00008 que proporcionó pagos de subsistencia a hogares elegibles afectados por la pandemia.

Si necesita adaptaciones especiales para participar en la audiencia pública, comuníquese con Shannon Jensen, asistente al administrador municipal/secretario municipal adjunto, 155 W. Durian Ave, Coalinga, CA 93210, o puede llamar al 559-935-1533. Además, un expediente de información pública se encuentra disponible para su revisión en la dirección antes mencionada entre las 7:30 a. m. y las 5:00 p. m. de lunes a jueves.

Si no puede asistir a la audiencia pública, puede dirigir sus comentarios por escrito a Shannon Jensen, Asst. al administrador municipal/secretario municipal adjunto, 155 W. Durian Ave, Coalinga, CA 93210, o puede llamar al 559-935-1533. Además, un expediente de información pública se encuentra disponible para su revisión en la dirección antes mencionada entre las 7:30 a.m. y las 5:00 p.m. de lunes a jueves.

La ciudad de Coalinga promueve la vivienda justa y pone todos sus programas a disposición de familias de ingresos bajos y moderados independientemente de su edad, raza, color, religión, sexo, origen nacional, preferencia sexual, estado civil o discapacidad.

Publicado: 22 de noviembre de 2024 en el Hanford Sentinel

**\*PROOF OF PUBLICATION\***

The Sentinel  
SM California News Media Inc  
P.O. Box 9  
Hanford, CA 93232  
Phone (559) 582-0471  
billing@hanfordsentinel.com

Shannon Jensen  
155 W. Durian Avenue, Coalinga, CA 93210  
Coalinga CA 93210

ORDER NUMBER 408238  
Publication- The Hanford Sentinel

State of Pennsylvania, County of Lancaster, ss:

Rachel Cozart, being first duly sworn, deposes and says: That (s)he is a duly authorized signatory of Column Software, PBC, duly authorized agent of The Hanford Sentinel, a newspaper printed and published in the City of Hanford, County of Kings, State of California, and which newspaper has been adjudged a newspaper of general circulation by the superior court of the County of Kings, State of California, under the date of October 23, 1951, case number 11623.

That I know from my own personal knowledge the notice, of which the annexed is a printed copy (set in type not smaller than nonpareil), has been published in each regular and entire issue of said newspapers and not in any supplement thereof on the following dates, to wit:

Section: Legals  
Category: 201 Public Notices  
PUBLISHED ON:  
Nov. 22, 2024

TOTAL AD COST: 252.23  
FILED ON: 11/22/2024

I certify under penalty of perjury under the laws of the State of California that the foregoing is true and correct

*Rachel Cozart*

(Signed) \_\_\_\_\_

**VERIFICATION**

State of Pennsylvania  
County of Lancaster

Commonwealth of Pennsylvania - Notary Seal  
Nicole Burkholder, Notary Public  
Lancaster County  
My commission expires March 30, 2027  
Commission Number 1342120

Subscribed in my presence and sworn to before me on this: **11/22/2024**

*Nicole Burkholder*

Notary Public  
Notarized remotely online using communication technology via Proof.

THE CITY-OF  
COALINGA  
1906

NOTIC OF PUBLIC HEARING

NOTICE IS HEREBY GIVEN that the City of Coalinga will conduct a public hearing on December 5, 2024 at 6pm, at City Hall located at 155 W. Durian Ave, Coalinga, CA 93210 to discuss the closeout of the City's 20-CDBG-CV2-3-00008 grant.

DATE: TIME:

PUBLIC HEARING December 5, 2024

6 p.m.

PLACE:

City Hall

155 W. Durian Ave Coalinga, CA 93210

The City would like to give the public an opportunity to provide feedback regarding the expenditure and program outcome of all grant funds awarded under the 20-CDBG-CV2-3-00008 contract which provided subsistence payments to eligible households impacted by the pandemic.

If you require special accommodations to participate in the public hearing, please contact Shannon Jensen, Asst. to the City Manager/ Deputy City Clerk, 155 W. Durian Ave, Coalinga, CA 93210, or you may telephone 559-935-1533. In addition, a public information file is available for review at the above address between the hours of 7:30 a.m. and 5:00 p.m. on Monday - Thursday.

If you are unable to attend the public hearing, you may direct written comments to Shannon Jensen, Asst. to the City Manager/ Deputy City Clerk, 155 W. Durian Ave, Coalinga, CA 93210, or you may telephone 559-935-1533. In addition, a public information file is available for review at the above address between the hours of 7:30 a.m. and 5:00 p.m. on Monday - Thursday. The City of Coalinga promotes fair housing and makes all its programs available to low- and moderate-income families regardless of age, race, color, religion, sex, national origin, sexual preference, marital status or handicap.

Publish: November 22, 2024, in the Hanford Sentinel

THE CITY-OF

COALINGA

1906

AVISO DE AUDIENCIA PÚBLICA

POR EL PRESENTE SE NOTIFICA que la Ciudad de Coalinga llevará a cabo una audiencia pública el 5 de diciembre de 2024 a las 6 p. m., en el Ayuntamiento ubicado en 155 W. Durian Ave, Coalinga, CA 93210 para discutir el cierre del 20- CDBG-CV2 de la Ciudad. -3-00008 subvención.

AUDIENCIA PÚBLICA

FECHA: 5 de diciembre de 2024

HORA: 6 p.m.

LUGAR: Ayuntamiento

155 W. Durian Ave Coalinga, CA 93210

La Ciudad quisiera darle al público la oportunidad de brindar comentarios sobre el gasto y el resultado del programa de todos los fondos de subvención otorgados bajo el contrato 20-CDBG-CV2-3-00008 que proporcionó pagos de subsistencia a hogares elegibles afectados por la pandemia.

Si necesita adaptaciones especiales para participar en la audiencia pública, comuníquese con Shannon Jensen, asistente al administrador municipal/ secretario municipal adjunto, 155 W. Durian Ave, Coalinga, CA 93210, o puede llamar al 559- 935-1533. Además, un expediente de información pública se encuentra disponible para su revisión en la dirección antes mencionada entre las 7:30 a. m. y las 5:00 p. m. de lunes a jueves.

Si no puede asistir a la audiencia pública, puede dirigir sus comentarios por escrito a Shannon Jensen, Asst. al administrador municipal/secretario municipal adjunto, 155 W. Durian Ave, Coalinga, CA 93210, o puede llamar al 559-935- 1533. Además, un expediente de información pública se encuentra disponible para su revisión en la dirección antes mencionada entre las 7:30 a.m. y las 5:00 p.m. de lunes a jueves.

La ciudad de Coalinga promueve la vivienda justa y pone todos sus programas a disposición de familias de ingresos bajos y moderados independientemente de su edad, raza, color, religión, sexo, origen nacional, preferencia sexual, estado civil o discapacidad.

Publicado: 22 de noviembre de 2024 en el Hanford Sentinel

Publish: November 22, 2024

Ad# 408238



**STAFF REPORT - CITY COUNCIL/SUCCESSOR AGENCY/PUBLIC FINANCE  
AUTHORITY**

**Subject:** Approve MINUTES - November 7, 2024  
**Meeting Date:** Thursday, December 5, 2024  
**From:** Sean Brewer, Interim City Manager  
**Prepared by:** Shannon Jensen, City Clerk

---

**I. RECOMMENDATION:**

**II. BACKGROUND:**

**III. DISCUSSION:**

**IV. ALTERNATIVES:**

**V. FISCAL IMPACT:**

**ATTACHMENTS:**

	<b>File Name</b>	<b>Description</b>
▣	MINUTES_For_Approval_110724.pdf	Minutes - November 7, 2024

# MINUTES

## CITY COUNCIL/SUCCESSOR AGENCY/PUBLIC FINANCE AUTHORITY

### MEETING AGENDA

#### November 7, 2024

#### 1. CALL TO ORDER 6:00 PM

Council Members Present: Horn, Ramirez, Vosburg, Hedgecock

Others Present: Interim City Manager Sean Brewer, Assistant City Attorney Nick Matoian, Chief of Police Jose Garza, Financial Services Director Mai Vang, Battalion Chief Justin Milligan, Administrative Analyst Mercedes Garcia (via Zoom) and City Clerk Shannon Jensen

Council Members Absent: Schindler

Others Absent: City Treasurer Dawn Kahikina and Fire Chief Greg DuPuis

Changes to the Agenda: Interim City Manager Sean Brewer announced the following Changes to the Agenda:

1. Special City Council Meeting will run concurrently with the regular Agenda and Consent Calendar Item No. 5.1 from the Special Meeting shall be added to the regular Agenda as Item No. 5.12;
2. Awards, Presentations, Appointments and Proclamations items will be rearranged as:
  - 2.1 Letter of Commendation to Officer Daniel Saucedo
  - 2.2 Presentation of the Results of the Water and Wastewater Solar Facility Bonds – Bud Levine from Wulff, Hansen & Co.; and
3. Public Hearing Item No. 4.1 is Pulled from the Agenda.

*Motion by Horn, Second by Hedgecock to Approve the Agenda for the meeting of November 7, 2024. Motion **Approved** by 4/0 Roll-Call Majority Vote. (Schindler – Absent)*

#### 2. AWARDS, PRESENTATIONS, APPOINTMENTS AND PROCLAMATIONS

1. Letter of Commendation to Office Daniel Saucedo

Chief of Police Jose Garza presented Police Officer Daniel Saucedo with a Letter of Commendation for his outstanding work in helping to make our community safer.

2. Presentation of the Results of the Water and Wastewater Solar Facility Bonds – Bud Levine from Wulff, Hansen & Co.

Bud Levine and Rob Pankratz of Wulff, Hansen & Co presented the results of the Water and Wastewater Solar Facility project bonds.

### **3. CITIZEN COMMENTS**

*The following individual(s) spoke under Citizen Comments:*

Tina Yeadon announced that Coalinga's Gold Star Wellness Center will be having a Gingerbread House Contest. Teams are welcome and there will be cash prizes for the winners. The contest will take place on December 7, 2024 during the Chamber's Holiday Boutique. The Center will continue with their monthly Rummage Sale and blanket and jacket drive. The Center is excited to announce that they are receiving grant money for a community art project with plans for a mural to be painted on the side of their building.

*The following individual(s) submitted written comment(s):*

None

### **4. PUBLIC HEARINGS**

1. Consideration and Approval for the Closeout of the City's 20-CDBG CV2-3-00008 Grants and Authorization to Submit to the California Department of Housing and Community Development (HCD), Community Development Block Grant Program (CDBG)

*This Item was Pulled during Changes to the Agenda.*

### **5. CONSENT CALENDAR**

1. Approve MINUTES – October 3, 2024
2. Approve MINUTES – October 14, 2024 (Special)
3. Check Register: 0/01/2024-09/30/2024
4. City Council Approval of a Construction Engineering Task Order with MKN for Services related to the Derrick Reservoir Rehabilitation Project
5. Reject Claim for Damages Presented by Ubaldo Medina

*Item No. 5.5 was pulled for discussion by Councilman Vosburg.*

Senior Administrative Analyst Mercedes Garcia provided a brief overview of the item.

6. City Council Approval of an On-Call Planning Consulting Contract to Augment Planning Staff
7. Approve a Three-year Service Agreement with Hach Company to Provide Service and Calibration of Lab Equipment at the Water Treatment Plant
8. Adopt Resolution No. 4242 Accepting Real Property Located at 405 No. 5th Street, Coalinga, (APN: 072-104-26)

*Item No. 5.8 was pulled for discussion by Mayor Pro-Tem Ramirez.*

Interim City Manager Sean Brewer provided a brief overview of the item.

9. Conveyance of Property from the Successor Agency to the former Redevelopment Agency to the City of Coalinga
10. Code Enforcement Monthly Report for September 2024

*Item No. 5.10 was pulled for discussion by Mayor Horn.*

Mayor Horn requested that the Code Enforcement Officer be present at future meetings to provide the report.

Chuck Yeadon requested that the Code Enforcement Monthly Reports provide more information than what is currently being provided.

11. Coalinga Police Department Monthly Report for September 2024

*Item No. 5.11 was pulled for discussion by Councilman Hedgecock.*

Councilman Hedgecock requested Chief Garza provide a breakdown on the cameras that have been placed around the City.

Chief of Police Jose Garza provided a brief overview of the camera program and their 20 locations, 11 of which are equipped with License Plate Capture capabilities. Chief Garza stated the cameras have been instrumental in their investigations.

12. Council Consideration and Approval of a Budget Authorization Request to Undertake Several Asphalt Concrete (AC) Street Patches at Various locations Around the City

*This item was added from the Special Meeting Agenda to the regular Meeting Agenda as Item No. 5.12 during Changes to the Agenda.*

*Motion by Vosburg, Second by Ramirez to Approve Consent Calendar Item Nos. 5.1 through 5.12. **Approved** by a 4/0 Roll-Call Majority Vote. (Schindler – Absent)*

## **6. ORDINANCE PRESENTATION, DISCUSSION AND POTENTIAL ACTION ITEMS**

1. Discussion, Direction and Potential Action related to the Coalinga Electronic Sign Relocation Budget and Plan

## **Sean Brewer, Interim City Manager**

Interim City Manager Sean Brewer provided a brief overview of the item.

*Consensus of the Council is to dismantle the old sign and postpone the purchase of the new sign until an alternate location can be agreed upon.*

*Motion by Horn, Second by Hedgecock to Approve the dismantling of the old electronic sign and postpone the purchase of a new sign until a later date. Motion Approved by a Majority Roll-Call Vote. (Schindler – Absent)*

2. Fire Department Update on the Abatement of Burned Properties and Potential Action by the City Council  
**Justin Milligan, Battalion Chief**

Battalion Chief Justin Milligan provided a brief overview of item.

Interim City Manager Sean Brewer explained that Staff is recommending staff create a reimbursable account that can be used to abate the properties at the City's expense. A lien would be placed on the properties for the City to recoup any expenses incurred upon the sale of the property.

*Consensus of the Council is to implement Staff's recommended process for the abatement of burned properties.*

3. Discussion, Direction and Potential Action related to Solar Lights as a Citywide Standard  
**Sean Brewer, Interim City Manager**

Interim City Manager Sean Brewer provided an overview of the item.

*Motion by Horn, Second by Ramirez to Approve Solar Lighting as a new standard for on and off-street lights throughout the City, and that solar lights shall be provided by Fonroche Lighting America. Motion Approved by a Majority Roll-Call Vote. (Schindler – Absent)*

## **7. ANNOUNCEMENTS**

### City Manager's Announcements:

Interim City Manager provided a USBR water update.

### Council Member's Announcements:

Councilman Hedgecock stated he was pleased to see Hilda Crawford back in the audience.

Mayor Pro-Tem Ramirez thanked the community volunteers who assisted with the election on Tuesday, November 5, 2024. Mr. Ramirez announced that Coalinga would be in the playoffs against Washinton Union tomorrow night.

Councilman Vosburg also thanked community volunteers for assisting with the elections.

### Mayor's Announcements:

None

**8. FUTURE AGENDA ITEMS**

None

**9. CLOSED SESSION**

1. CITY MANAGER'S PERFORMANCE EVALUATION – Government Code Section 54957(b)

**10. CLOSED SESSION REPORT**

None

**11. ADJOURNMENT 7:41 PM**

**APPROVED:**

---

James Horn, Mayor

**ATTEST:**

---

Shannon Jensen, City Clerk

---

Date

**STAFF REPORT - CITY COUNCIL/SUCCESSOR AGENCY/PUBLIC FINANCE  
AUTHORITY**

**Subject:** Approve MINUTES - November 13, 2024 (Special)  
**Meeting Date:** Thursday, December 5, 2024  
**From:** Sean Brewer, Interim City Manager  
**Prepared by:** Shannon Jensen, City Clerk

---

**I. RECOMMENDATION:**

**II. BACKGROUND:**

**III. DISCUSSION:**

**IV. ALTERNATIVES:**

**V. FISCAL IMPACT:**

**ATTACHMENTS:**

File Name	Description
☐ MINUTES_SPECIAL_For_Approval_111324.pdf	Minutes - November 13, 2024 (SPECIAL)

**SPECIAL  
MINUTES  
CITY COUNCIL/SUCCESSOR  
AGENCY/PUBLIC FINANCE AUTHORITY  
MEETING AGENDA  
November 13, 2024**

**1. CALL TO ORDER 6:00 PM**

Council Members Present: Horn, Vosburg, Hedgecock

Others Present: Interim City Manager Sean Brewer and City Clerk Shannon Jensen

Council Members Absent: Ramirez and Schindler

Others Absent: City Attorney Mario Zamora, Chief of Police Jose Garza, Financial Services Director Mai Vang, City Treasurer Dawn Kahikina Fire Chief Greg DuPuis, and Senior Administrative Analyst Mercedes Garcia

Changes to the Agenda: Interim City Manager Sean Brewer announced the following Changes to the Agenda:

None.

*Motion by Vosburg, Second by Hedgecock to Approve the Agenda for the Special meeting of November 13, 2024. Motion **Approved** by 3/0 Roll-Call Majority Vote. (Ramirez and Schindler – Absent)*

**2. AWARDS, PRESENTATIONS, APPOINTMENTS AND PROCLAMATIONS**

None

**3. CITIZEN COMMENTS**

*The following individual(s) spoke under Citizen Comments:*

None

*The following individual(s) submitted written comment(s):*

None

**4. PUBLIC HEARINGS**

None



**5. CONSENT CALENDAR**

None

**6. ORDINANCE PRESENTATION, DISCUSSION AND POTENTIAL ACTION ITEMS**

None

**7. ANNOUNCEMENTS**

City Manager’s Announcements:

None

Council Member’s Announcements:

None

Mayor’s Announcements:

None

**8. FUTURE AGENDA ITEMS**

None

**9. CLOSED SESSION**

- 1. CONFERENCE WITH LABOR NEGOTIATORS – Government Code Section 54957.6. CITY NEGOTIATORS: Interim City Manager, Sean Brewer, City Attorney, Mario Zamora. EMPLOYEE (ORGANIZATION): Non-Represented Employees

**10. CLOSED SESSION REPORT**

None

**11. ADJOURNMENT 6:04 PM**

**APPROVED:**

---

James Horn, Mayor

**ATTEST:**

---

Shannon Jensen, City Clerk

---

Date

**STAFF REPORT - CITY COUNCIL/SUCCESSOR AGENCY/PUBLIC FINANCE  
AUTHORITY**

**Subject:** Check Register: 10/01/2024-10/31/2024  
**Meeting Date:** Thursday, December 5, 2024  
**From:** Sean Brewer, Interim City Manager  
**Prepared by:** Yasmin Gonzalez, Financial Services Supervisor

---

**I. RECOMMENDATION:**

**II. BACKGROUND:**

**III. DISCUSSION:**

**IV. ALTERNATIVES:**

**V. FISCAL IMPACT:**

**ATTACHMENTS:**

File Name	Description
2024-10_Check_Register_Cover_Sheet_for_Council.pdf	Check Register Cover Sheet -October 2024
2024-10_Expense_Approval_Rpt.pdf	Check Register - October 2024



# CITY OF COALINGA

*The Sunny Side of the Valley*

## CHECK REGISTER

COUNCIL MEETING OF  
Thursday, December 5th, 2024

**EXPENSES: 10/1/2024 through 10/31/2024**

**ACCOUNTS PAYABLE:**

Month Ending: 10/31/2024      Registers: # 76304 - #76647      \$ 2,109,347.21

**PAYROLL:**

Pay Period Ending: 10/6/2024      Payroll Check # 18900      \$ 92.35  
Pay Date: 10/11/2024      Direct Deposit      \$ 240,848.16  
**Payroll Total:**      \$ 240,940.51

Pay Period Ending: 10/20/2024      Payroll Check # 18901-18903      \$ 2,833.11  
Pay Date: 10/25/2024      Direct Deposit      \$ 220,399.78  
Separation: 10/31/2024      Payroll Check # 18904      \$ 1,094.52  
**Payroll Total:**      \$ 224,327.41

**TOTAL CHECK REGISTERS THROUGH:      10/31/24      \$ 2,574,615.13**



Payment Number	Payment Date	Vendor #	Vendor Name	Account Number	Payment Amount
	Payable Number	Description			Item Amount
76304	10/3/2024	1205	City Employee Contrib. Assoc.		55.00
	0009163	CECA Dues		950-000-33000	55.00
76305	10/3/2024	1223	Coalinga Firefighters		890.00
	0009164	Fire Union Dues		950-000-33300	800.00
	0009165	Fire Union Dues		950-000-33300	30.00
	0009169	Fire Union Dues		950-000-33300	60.00
76306	10/3/2024	1228	Coalinga Peace Officer's Association		905.76
	0009167	Mastagni Law Firm		950-000-33200	297.50
	0009170	CPOA Dues		950-000-33200	297.50
	0009171	PORAC Dues		950-000-33200	310.76
76307	10/3/2024	1384	Franchise Tax Board		225.00
	0009230	FTB Sacramento \$\$		950-000-34010	150.00
	0009231	FTB Sacramento \$\$		950-000-34010	75.00
76308	10/3/2024	02709	International City Management Association Retirement Corporation		9,004.36
	0009197	457 ICMA EE\$/ER%		950-000-32100	460.35
	0009198	457 ICMA EE\$/ER%		950-000-32100	521.23
	0009199	457 ICMA \$\$ General		950-000-32100	30.00
	0009200	457 ICMA \$\$ General		950-000-32100	225.00
	0009201	457 ICMA \$\$ General		950-000-32100	30.00
	0009202	457 ICMA \$\$ General		950-000-32100	15.00
	0009203	457 ICMA \$\$ General		950-000-32100	15.00
	0009204	457 ICMA % General		950-000-32100	741.66
	0009205	457 ICMA % General		950-000-32100	502.79
	0009206	457 ICMA % General		950-000-32100	264.42
	0009207	457 ICMA % General		950-000-32100	413.35
	0009208	457 ICMA % General		950-000-32100	406.71
	0009209	457 ICMA % General		950-000-32100	538.80
	0009210	457 ICMA % General		950-000-32100	789.23
	0009211	457 ICMA % General		950-000-32100	341.34
	0009212	457 ICMA % General		950-000-32100	201.86
	0009213	457 ICMA % General		950-000-32100	244.75
	0009214	457 ICMA % General		950-000-32100	178.85
	0009215	457 ICMA % General		950-000-32100	387.17
	0009216	457 ICMA % General		950-000-32100	522.39
	0009217	457 ICMA % General		950-000-32100	684.81
	0009218	457 ICMA % General		950-000-32100	685.68
	0009219	457 ICMA % General		950-000-32100	349.89
	0009220	457 ICMA % General		950-000-32100	454.08
76310	10/3/2024	1586	Legal Shield		168.46
	0009166	Pre-Paid Legal Shield		950-000-34060	168.46
76311	10/3/2024	1820	SEIU Local 521 - Dues W/H		865.55
	0009172	SEIU COPE		950-000-33000	40.00
	0009173	SEIU Dues		950-000-33000	825.55
76312	10/3/2024	02388	Amazon Capital Services, Inc.		48.05
	1NLQ-X3WM-941R	9/24 FIN Office Supplies		101-406-70010	1.44
	1NLQ-X3WM-941R	9/24 FIN Office Supplies		501-406-70010	19.22
	1NLQ-X3WM-941R	9/24 FIN Office Supplies		502-406-70010	16.82
	1NLQ-X3WM-941R	9/24 FIN Office Supplies		503-406-70010	9.61

Expense Approval Report

Payment Dates: 10/1/2024 - 10/31/2024

Payment Number	Payment Date Payable Number	Vendor # Description	Vendor Name	Account Number	Payment Amount Item Amount
	1NLQ-X3WM-941R	9/24 FIN Office Supplies		504-406-70010	0.96
76313	10/3/2024 18415 18415	02386 9/24 PD Mark43 Tech Service 9/24 WP Download Video for Cal-Fire	American Office Solutions, LLC	101-413-88040 501-503-88040	550.00 400.00 150.00
76314	10/3/2024 23312	02386 9/24 PD Battery & Back Ups	American Office Solutions, LLC	101-413-88040	4,370.44 4,370.44
76315	10/3/2024 20305	1063 10/24 WP Meal Advance (10/15-10/16/24) - A. Urib	Anthony Uribe	501-503-86010	121.00 121.00
76316	10/3/2024 I500-01119973	1073 9/24 WP Hazardous Waste Removal	Asbury Environmental Services	501-503-92090	3,430.00 3,430.00
76317	10/3/2024 5919236824	02082 9/24 PD Battery #C19	AutoZone, Inc.	101-413-84060	260.26 260.26
76318	10/3/2024 296053 296117 296208	1112 9/24 SVC Tire Repair #57 9/24 SS Tire Repair for #89 9/24 WP Tire Repair for #61	Billingsley Tire Service	101-431-70150 504-535-84060 501-503-84060	134.25 34.30 69.95 30.00
76319	10/3/2024 INV00405978 INV00405978 INV00405978 INV00405978	02020 9/24 PW Boots - K. Zelenka 9/24 PW Boots - K. Zelenka 9/24 PW Boots - K. Zelenka 9/24 PW Boots - K. Zelenka	Boot Barn	107-422-62080 501-508-62080 502-510-62080 503-521-62080	139.95 14.00 55.98 55.98 13.99
76320	10/3/2024 0009253	1141 10/24 Building Standrads Admin Special Revolving F	California Building Standards Commission	101-000-10500	98.18 98.18
76321	10/3/2024 0009245	02940 9/24 Youth in Government Scholarship FY 25 -Garcia	Carolina Garcia	101-401-88221	3,000.00 3,000.00
76322	10/3/2024 SLS 10116436	1175 9/24 WP Chemical	Carus Corporations	501-503-70400	18,406.71 18,406.71
76323	10/3/2024 4206516397 4206516397 4206516397 4206516397 4206516397 4206516397 4206516397 4206516397 4206516397 4206516397 4206516397 4206516397 4206516397	02594 9/24 CD Employee Uniforms & Mats W9/26 9/24 SVC Employee Uniforms & Mats W9/26 9/24 BLDG Employee Uniforms & Mats W9/26 9/24 SS Employee Uniforms & Mats W9/26 9/24 PW Employee Uniforms & Mats W9/26 9/24 WP Employee Uniforms & Mats W9/26 9/24 PW Employee Uniforms & Mats W9/26 9/24 PW Employee Uniforms & Mats W9/26 9/24 WWP Employee Uniforms & Mats W9/26 9/24 PW Employee Uniforms & Mats W9/26 9/24 PW Employee Uniforms & Mats W9/26 9/24 PW Employee Uniforms & Mats W9/26 9/24 PW Employee Uniforms & Mats W9/26	Cintas Corporation #3	101-404-70100 101-431-70100 101-432-84030 101-440-70010 107-422-70100 501-503-70100 501-508-70100 502-510-70100 503-520-70100 503-521-70100 504-535-70010	775.11 7.49 22.49 379.81 82.49 44.73 56.01 44.74 44.74 28.21 44.73 19.67
76324	10/3/2024 5231933909	02598 9/24 WWP First Aid Kit Refill	Cintas Corporation No. 2	503-520-84073	61.91 61.91
76325	10/3/2024 828667 828692 828948 829017 829021 829064 829128	1224 9/24 AP Resident Propane Stove Valve 9/24 AP Cement for Post Airport 9/24 PW Irrigation Supplies 9/24 WWP Misc Supplies 9/24 PW Fittings for PSI Gauages 9/24 WP Shims & Tarps 10/24 PW Tape & Utlilty Knife	Coalinga Hardware	101-435-84030 101-435-84050 101-440-84050 503-520-70140 501-508-70140 501-503-70140 501-508-70060	285.69 18.62 49.63 22.74 82.93 48.38 21.72 41.67

Expense Approval Report

Payment Dates: 10/1/2024 - 10/31/2024

Payment Number	Payment Date Payable Number	Vendor # Description	Vendor Name	Account Number	Payment Amount Item Amount
76326	10/3/2024 20744	1249 10/24 PD Meal Advance (10/21-10/25/24) - C. Seese	Coti Seese	101-413-86010	85.00 85.00
76327	10/3/2024 0009252	1285 10/24 Strong Motion Instru & Seismic Hazard Mappi	Department of Conservation	101-000-10400	142.16 142.16
76328	10/3/2024 760515 760515 760515 760515 760515	1288 8/24 Fingerprints - S. Quintana 8/24 Fingerprints - R. Greogory 8/24 Fingerprints - J. Willard 8/24 Fingerprints - B. Crabtree 8/24 Fingerprints - N. Griffin	Department of Justice	101-408-89070 101-408-89070 101-416-89070 107-422-89070 502-510-89070	160.00 32.00 32.00 32.00 32.00
76329	10/3/2024 CHCS495307	02292 10/24 PD Vehicle Maintenance #C19	Fresno Chrysler Jeep, Inc.	101-413-84060	1,768.72 1,768.72
76330	10/3/2024 20744	02822 10/24 PD Registration Fee - C. Seese	FRESNO CITY COLLEGE	101-413-86010	119.00 119.00
76331	10/3/2024 SO22029	1407 9/24 PD RMS/JMS/CAD Billing - Sept 2024	Fresno County Sheriff	101-413-88100	344.74 344.74
76332	10/3/2024 20303	1415 10/24 WP Meal Advance (10/8-10/9/24) - G. Sabia	Gabriel Subia	501-503-86010	95.00 95.00
76333	10/3/2024 2757392 2757392 2757392 2769454 2802342 2802342 2802342 2802342 2807144	1446 7/24 PW Base Rock 7/24 PW Base Rock 7/24 PW Base Rock 8/24 PW Cold Mix for Road Patching 9/24 PW Sand, Base & Cold Mix 9/24 PW Sand, Base & Cold Mix 9/24 PW Sand, Base & Cold Mix 9/24 PW Sand, Base & Cold Mix 9/24 PW Water Leak Parts	Granite Construction Company	107-422-70130 501-508-70130 502-510-70130 107-422-70130 107-422-70130 501-508-70130 502-510-70130 503-521-70130 501-508-70130	3,135.24 94.89 94.88 94.88 465.26 396.32 396.33 396.33 396.32 800.03
76334	10/3/2024 7630 7631 7632 7633 7634 7634 7635 7636 7636 7637 7638 7639	1450 8/24 Center for Bilogocial Diversity vs USBR CAF 8/24 City Clerk City Attorney Fees 8/24 City Council City Attorney Fees 8/24 City Manager City Attorney Fees 8/24 City Services City Attorney Fees (ACS) 8/24 City Services City Attorney Fees (PB & Sole) 8/24 COC vs Hikoia City Attorney Fees 8/24 FIN City Attorney Fees 8/24 FIN City Attorney Fees 8/24 Labor Relations City Attorney Fees 8/24 Planning Dept City Attorney Fees 8/24 City Council City Attorney Fees	Griswold, LaSalle, Cobb, Dowd, and Gin, LLP	501-503-88010 101-401-88010 101-401-88010 101-401-88010 101-415-88100 307-401-98579 101-401-88010 501-503-88010 503-520-88010 101-401-88010 307-401-98579 101-401-88010	10,308.07 36.25 771.37 5,062.16 405.00 500.83 509.58 13.30 41.67 15.00 112.50 984.58 1,855.83
76335	10/3/2024 2172218 4311444 4311444 4311444 4311444 4311444 5523627 5902430	1474 8/24 WWP 40 Watt Solar Powered Gable Mount 8/24 AP Wings & Wheels Supplies 8/24 PW Trash Bags 8/24 PW Bath Faucet 8/24 PW Bath Faucet 8/24 PW Bath Faucet 8/24 WWP Misc Supplies 8/24 WWP 6Gal/2000W Elec Perf Pou W/H	Home Depot Credit Services	503-520-84030 101-435-84030 101-440-84050 501-508-84030 502-510-84030 503-521-84030 503-520-70140 503-520-84030	1,215.94 324.34 120.47 174.10 19.52 19.51 19.51 138.22 400.27
76336	10/3/2024 20306	1512 10/24 WP Meal Advance (10/15-10/16/24) - J. Salon	Jared Salona	501-503-86010	121.00 121.00

Expense Approval Report

Payment Dates: 10/1/2024 - 10/31/2024

Payment Number	Payment Date Payable Number	Vendor # Description	Vendor Name	Account Number	Payment Amount Item Amount
76337	10/3/2024	1553	Keller Ford		214.17
	50247931	9/24 PW Duct Air #24		107-422-84060	45.63
	50247931	9/24 PW Duct Air #24		501-508-84060	45.63
	50247931	9/24 PW Duct Air #24		502-510-84060	45.63
	50247931	9/24 PW Duct Air #24		503-521-84060	45.62
	50247943	9/24 PW Motor Assembly #24		107-422-84060	7.91
	50247943	9/24 PW Motor Assembly #24		501-508-84060	7.92
	50247943	9/24 PW Motor Assembly #24		502-510-84060	7.92
	50247943	9/24 PW Motor Assembly #24		503-521-84060	7.91
76338	10/3/2024	1565	KRC Safety Co., Inc.		1,481.51
	65400	9/24 PW Delineator & Concrete Block Parking		107-422-70130	1,481.51
76339	10/3/2024	1566	Kristi Anderson		41.45
	0009244	9/24 WP Mailing Documents Reimb - K. Anderson		501-503-70030	20.73
	0009244	9/24 WWP Mailing Documents Reimb - K. Anderson		503-520-70030	20.72
76340	10/3/2024	02626	L.N. Curtis and Sons		9,301.02
	PINV932467	9/24 FD Turnout Jacket		101-416-70102	9,301.02
76341	10/3/2024	1661	Mountain Valley Pest Control, Inc.		56.00
	113524	2/24 BLDG Pest Control Service		101-432-84030	28.00
	114370	9/24 BLDG Pest Control Service		101-432-84030	28.00
76342	10/3/2024	02615	ODP Business Solutions, LLC		1,113.55
	373469179001	7/24 PD Office Supplies		101-413-70010	84.86
	374089749001	7/24 FIN Office Supplies		101-406-70010	20.95
	374089749001	7/24 FIN Office Supplies		501-406-70010	279.25
	374089749001	7/24 FIN Office Supplies		502-406-70010	244.34
	374089749001	7/24 FIN Office Supplies		503-406-70010	139.62
	374089749001	7/24 FIN Office Supplies		504-406-70010	13.96
	374177748001	7/24 FIN Office Supplies		101-406-70010	1.12
	374177748001	7/24 FIN Office Supplies		501-406-70010	14.87
	374177748001	7/24 FIN Office Supplies		502-406-70010	13.01
	374177748001	7/24 FIN Office Supplies		503-406-70010	7.44
	374177748001	7/24 FIN Office Supplies		504-406-70010	0.74
	378884739001	7/24 PD Deck Scanner		101-413-70010	224.04
	382653499001	8/24 HR Office Supplies		101-408-70010	69.35
76343	10/3/2024	1692	O'Reilly Automotive, Inc.		513.01
	4316-498128	9/24 PW Vehicle Maintenance #69		107-422-84060	19.86
	4316-498128	9/24 PW Vehicle Maintenance #69		501-508-84060	19.86
	4316-498128	9/24 PW Vehicle Maintenance #69		502-510-84060	19.86
	4316-498128	9/24 PW Vehicle Maintenance #69		503-521-84060	19.85
	4316-498331	9/24 PW Air Filter		107-422-84060	61.97
	4316-498441	9/24 PW Vehicle Maintenance #24		107-422-84060	28.01
	4316-498441	9/24 PW Vehicle Maintenance #24		501-508-84060	28.02
	4316-498441	9/24 PW Vehicle Maintenance #24		502-510-84060	28.01
	4316-498441	9/24 PW Vehicle Maintenance #24		503-521-84060	28.01
	4316-498870	9/24 PW Vehicle Maintenance #73		501-508-84060	30.01
	4316-498870	9/24 PW Vehicle Maintenance #73		502-510-84060	30.01
	4316-498870	9/24 PW Vehicle Maintenance #73		503-521-84060	30.00
	4316-498935	9/24 SS Sweeper Parts		504-535-84060	32.68
	4316-499035	9/24 SS Oil Filter #89		504-535-84060	23.00
	4316-499144	9/24 SVC Windshield Fluid		101-431-70150	14.80
	4316-499205	9/24 PW Terminal Wood Chipper		107-422-84060	6.53
	4316-499212	9/24 AC Wiper Blade #C32		101-415-84060	59.85
	4316-499952	9/24 PD Jumper Cables		101-413-70440	32.68
76345	10/3/2024	02554	Pace Supply Corp.		588.50
	199850182	9/24 PW Water Meter Communication Devices		501-508-70140	565.08

Expense Approval Report

Payment Dates: 10/1/2024 - 10/31/2024

Payment Number	Payment Date Payable Number	Vendor # Description	Vendor Name	Account Number	Payment Amount Item Amount
	S294142	9/24 PW Late Fees		501-508-70140	23.42
76346	10/3/2024 0009251	1721 9/24 PD Camera Dwtm 5th/Elm (2751740765-9)	PG&E	101-413-72020	25.69 25.69
76347	10/3/2024 0009247	1721 9/24 PW Frame Park Electricity (5120357172-7)	PG&E	101-440-72011	144.06 144.06
76348	10/3/2024 20304	02245 10/24 WP Meal Advance (10/8-10/9/24) - R. Cabral	Raymond Cabral	501-503-86010	95.00 95.00
76349	10/3/2024 I25942	02695 8/24 PW Arm Rest for Benches Downtown	Ross Recreation Equipment Company, Inc	107-422-70130	1,272.85 1,272.85
76350	10/3/2024 24010795 24010795 24010795 24010795 24010795 24010795 24010795 24010795 24010795	02891 8/24 CD Lift for Service Center - Complete 8/24 CC Lift for Service Center - Complete 8/24 FD Lift for Service Center - Complete 8/24 PD Lift for Service Center - Complete 8/24 FD Lift for Service Center - Complete 8/24 PW Lift for Service Center - Complete 8/24 PW Lift for Service Center - Complete 8/24 PW Lift for Service Center - Complete	RRL Enterprises Inc	101-404-84060 101-405-84060 101-416-98040 105-413-98040 117-416-98040 501-508-98040 502-510-98040 503-521-98040	580.00 11.60 17.40 58.00 87.00 116.00 98.60 92.80 98.60
76351	10/3/2024 0009254	1804 8/24 WP SLDWMA WY2022 Final Accounting	San Luis & Delta-Mendota	501-503-80010	50,943.10 50,943.10
76352	10/3/2024 COL20PLHA 8/27/20	1821 8/24 PW PLHA Grant Admin Costs - July 2024	Self Help Enterprises	306-422-88106	1,015.67 1,015.67
76353	10/3/2024 80755102	02942 9/24 WP Replace Thermostat	Shaw's Air Conditioning & Heating, Inc.	501-503-84030	798.42 798.42
76354	10/3/2024 158779141-0001	1882 9/24 WP Equipment Rental	Sunbelt Rentals, Inc.	501-503-82030	2,488.68 2,488.68
76355	10/3/2024 123515	1898 9/24 WP Recalibrate Chlorinator	Telstar Instruments, Inc.	501-503-84020	1,370.00 1,370.00
76356	10/3/2024 0009246	02846 559-307-0084 100% Council Member 559-307-0083 100% Council Member 559-307-0081 100% Council Member 559-307-0082 100% Council Member 559-307-0080 100% Council Member 559-942-1649 100% BLDG Inspector Ipad 559-630-2536 100% R. Smith 559-246-6243 50% M. Garcia 559-885-2481 100% Code Enforcer Ipad 559-401-9377 15% Financial Svcs Director 559-246-6243 50% M. Garcia 559-401-9377 5% Financial Svcs Director 559-401-9377 30% Financial Svcs Director 559-401-9377 25% Financial Svcs Director 559-401-9377 19% Financial Svcs Director 559-401-9377 1% Financial Svcs Director 559-401-9377 5% Financial Svcs Director	T-MOBILE USA INC	101-401-72030 101-401-72030 101-401-72030 101-401-72030 101-401-72030 101-404-72030 101-404-72030 101-405-72030 101-405-72030 101-406-72030 101-435-72030 107-422-72030 501-406-72030 502-406-72030 503-406-72030 504-406-72030 820-610-72030	317.97 30.80 30.80 30.80 30.80 21.14 43.37 19.58 21.14 5.87 19.58 1.96 11.75 9.79 7.44 0.39 1.96
76358	10/3/2024 0009242 0009242 0009242 0009242	02846 341-9613 WP On-Call 100% 383-4514 WP Primary 100% 307-0123 Mobile Internet 100% 362-6567 Field Supervisor 50% - Uribe	T-MOBILE USA INC	501-503-72030 501-503-72030 501-503-72030 501-503-72030	156.70 43.37 39.16 30.80 21.69



Expense Approval Report

Payment Dates: 10/1/2024 - 10/31/2024

Payment Number	Payment Date Payable Number	Vendor # Description	Vendor Name	Account Number	Payment Amount Item Amount
	0009242	362-6567 Field Supervisor 50% - Uribe		503-520-72030	21.68
76359	10/3/2024	02846	T-MOBILE USA INC		986.79
	0009250	307-0099 MDT		101-413-72030	30.80
	0009250	307-0102 MDT		101-413-72030	30.80
	0009250	307-0103 MDT		101-413-72030	30.80
	0009250	307-0104 MDT		101-413-72030	30.80
	0009250	307-0105 MDT		101-413-72030	30.80
	0009250	307-0109 MDT		101-413-72030	30.80
	0009250	307-0107 MDT		101-413-72030	30.80
	0009250	307-0108 MDT		101-413-72030	30.80
	0009250	307-0112 MDT		101-413-72030	30.80
	0009250	307-0113 MDT		101-413-72030	30.80
	0009250	307-0106 MDT		101-413-72030	30.80
	0009250	307-0101 MDT		101-413-72030	30.80
	0009250	307-0114 MDT		101-413-72030	30.80
	0009250	307-0116 MDT		101-413-72030	30.80
	0009250	307-0117 MDT		101-413-72030	30.80
	0009250	307-0118 MDT		101-413-72030	30.80
	0009250	307-0119 MDT		101-413-72030	30.80
	0009250	341-7512 Arroyo		101-413-72030	39.16
	0009250	446-5369 Seese		101-413-72030	39.16
	0009250	978-7681 Diaz		101-413-72030	39.16
	0009250	446-5077 Sparks		101-413-72030	43.37
	0009250	974-4689 Dispatch Back Up		101-413-72030	43.37
	0009250	974-6734 Kaiser		101-413-72030	43.37
	0009250	307-0095 MDT		101-413-72030	30.80
	0009250	307-0096 MDT		101-413-72030	30.80
	0009250	307-0097 MDT		101-413-72030	30.80
	0009250	307-0115 MDT		101-413-72030	30.80
	0009250	307-0098 MDT		101-413-72030	30.80
	0009250	307-0100 MDT		101-413-72030	30.80
	0009250	307-0094 MDT		101-415-72030	30.80
76361	10/3/2024	02846	T-MOBILE USA INC		381.76
	0009243	698-4142 SVC Center - Pedro 100%		101-431-72030	43.37
	0009243	381-1988 PW Meter Reader 40%		501-406-72030	17.35
	0009243	341-4461 PW Director 20%		501-503-72030	7.84
	0009243	307-0131 PW UB Tablet 4 34%		501-508-72030	7.18
	0009243	341-4461 PW Director 20%		501-508-72030	7.83
	0009243	307-0133 PW UB Tablet 8 34%		501-508-72030	7.18
	0009243	307-0128 PW UB Tablet 6 34%		501-508-72030	7.18
	0009243	307-0132 PW UB Tablet 5 34%		501-508-72030	7.18
	0009243	307-0130 PW UB Tablet 3 34%		501-508-72030	7.18
	0009243	307-0129 PW UB Tablet 2 34%		501-508-72030	7.18
	0009243	307-0127 PW UB Tablet 1 34%		501-508-72030	7.18
	0009243	307-0126 GIS Tablet 34%		501-508-72030	7.18
	0009243	383-4014 PW Standby 34%		501-508-72030	14.75
	0009243	974-1257 PW Supervisor Phone 34%		501-508-72030	14.75
	0009243	381-1988 PW Meter Reader 35%		502-406-72030	15.18
	0009243	383-4014 PW Standby 33%		502-510-72030	14.31
	0009243	307-0133 PW UB Tablet 8 33%		502-510-72030	6.98
	0009243	307-0128 PW UB Tablet 6 33%		502-510-72030	6.98
	0009243	307-0132 PW UB Tablet 5 33%		502-510-72030	6.98
	0009243	307-0131 PW UB Tablet 4 33%		502-510-72030	6.98
	0009243	341-4461 PW Director 20%		502-510-72030	7.83
	0009243	974-1257 PW Supervisor Phone 33%		502-510-72030	14.31
	0009243	307-0126 GIS Tablet 33%		502-510-72030	6.98
	0009243	307-0129 PW UB Tablet 2 33%		502-510-72030	6.98
	0009243	307-0130 PW UB Tablet 3 33%		502-510-72030	6.98

Expense Approval Report

Payment Dates: 10/1/2024 - 10/31/2024

Payment Number	Payment Date Payable Number	Vendor # Description	Vendor Name	Account Number	Payment Amount Item Amount
	0009243	307-0127 PW UB Tablet 1 33%		502-510-72030	6.98
	0009243	381-1988 PW Meter Reader 23%		503-406-72030	9.98
	0009243	341-4461 PW Director 20%		503-520-72030	7.83
	0009243	307-0127 PW UB Tablet 1 33%		503-521-72030	6.98
	0009243	307-0129 PW UB Tablet 2 33%		503-521-72030	6.98
	0009243	307-0126 GIS Tablet 33%		503-521-72030	6.98
	0009243	341-4461 PW Director 20%		503-521-72030	7.83
	0009243	974-1257 PW Supervisor Phone 33%		503-521-72030	14.31
	0009243	383-4014 PW Standby 33%		503-521-72030	14.31
	0009243	307-0133 PW UB Tablet 8 33%		503-521-72030	6.98
	0009243	307-0128 PW UB Tablet 6 33%		503-521-72030	6.98
	0009243	307-0132 PW UB Tablet 5 33%		503-521-72030	6.98
	0009243	307-0131 PW UB Tablet 4 33%		503-521-72030	6.98
	0009243	307-0130 PW UB Tablet 3 33%		503-521-72030	6.98
	0009243	381-1988 PW Meter Reader 2%		504-406-72030	0.86
76364	10/3/2024	02849	TRAVIS HAWK		121.00
	20307	10/24 WP Meal Advance (10/15-10/16/24) - T. Hawk		501-503-86010	121.00
76365	10/3/2024	02246	Tricia Busby		400.00
	0009249	9/24 HR Pre-Employment Psych Eval - R. Gregory		101-408-89060	400.00
76366	10/3/2024	02185	Unwired Broadband		251.99
	INV02120538	10/24 WP Internet Services		501-503-72030	251.99
76367	10/3/2024	1944 CC	US Bank Corporate Payment Center		1,701.78
	USBPDSEPT24-02	8/24 GoTo Connection - City Wide		101-401-72030	106.49
	USBPDSEPT24-02	8/24 GoTo Connection - City Wide		101-404-72030	42.60
	USBPDSEPT24-02	8/24 GoTo Connection - City Wide		101-405-72030	106.50
	USBPDSEPT24-02	8/24 GoTo Connection - City Wide		101-406-72030	5.71
	USBPDSEPT24-02	8/24 GoTo Connection - City Wide		101-408-72030	21.73
	USBPDSEPT24-02	8/24 GoTo Connection - City Wide		101-413-72030	489.91
	USBPDSEPT24-02	8/24 PD Cafe 101 - Breakfast w/Chiefs		101-413-86010	12.64
	USBPDSEPT24-02	8/24 GoTo Connection - City Wide		101-415-72030	42.60
	USBPDSEPT24-02	8/24 GoTo Connection - City Wide		101-416-72030	489.91
	USBPDSEPT24-02	8/24 PD Tractor Supply - Event Table		106-413-70010	49.02
	USBPDSEPT24-02	8/24 GoTo Connection - City Wide		107-422-72030	0.85
	USBPDSEPT24-02	8/24 GoTo Connection - City Wide		107-422-72030	6.41
	USBPDSEPT24-02	8/24 GoTo Connection - City Wide		117-416-72030	5.11
	USBPDSEPT24-02	8/24 GoTo Connection - City Wide		501-406-72030	1.70
	USBPDSEPT24-02	8/24 GoTo Connection - City Wide		501-406-72030	76.68
	USBPDSEPT24-02	8/24 GoTo Connection - City Wide		501-503-72030	24.33
	USBPDSEPT24-02	8/24 GoTo Connection - City Wide		501-503-72030	2.56
	USBPDSEPT24-02	8/24 GoTo Connection - City Wide		501-508-72030	24.28
	USBPDSEPT24-02	8/24 GoTo Connection - City Wide		501-508-72030	2.98
	USBPDSEPT24-02	8/24 GoTo Connection - City Wide		502-406-72030	1.70
	USBPDSEPT24-02	8/24 GoTo Connection - City Wide		502-406-72030	67.10
	USBPDSEPT24-02	8/24 GoTo Connection - City Wide		502-510-72030	2.98
	USBPDSEPT24-02	8/24 GoTo Connection - City Wide		502-510-72030	24.28
	USBPDSEPT24-02	8/24 GoTo Connection - City Wide		503-406-72030	38.33
	USBPDSEPT24-02	8/24 GoTo Connection - City Wide		503-406-72030	0.64
	USBPDSEPT24-02	8/24 GoTo Connection - City Wide		503-520-72030	24.28
	USBPDSEPT24-02	8/24 GoTo Connection - City Wide		503-520-72030	1.28
	USBPDSEPT24-02	8/24 GoTo Connection - City Wide		503-521-72030	24.28
	USBPDSEPT24-02	8/24 GoTo Connection - City Wide		503-521-72030	0.43
	USBPDSEPT24-02	8/24 GoTo Connection - City Wide		504-406-72030	0.21
	USBPDSEPT24-02	8/24 GoTo Connection - City Wide		504-406-72030	3.83
	USBPDSEPT24-02	8/24 GoTo Connection - City Wide		820-610-72030	0.43

Expense Approval Report

Payment Dates: 10/1/2024 - 10/31/2024

Payment Number	Payment Date Payable Number	Vendor # Description	Vendor Name	Account Number	Payment Amount Item Amount
76370	10/3/2024 INV00484246	1964 9/24 WP New Water Sample Station	USABluebook	501-503-84020	1,351.29 1,351.29
76371	10/3/2024 050705	1991 9/24 BLDG Fountain Repairs	West Hills Machine Shop, Inc.	101-432-84030	4,227.14 4,227.14
76372	10/3/2024	1992	West Hills Medical Group, Inc.		1,120.00
	2024-173	7/24 HR Medical - C. Cerda		101-408-89040	140.00
	2024-173	7/24 HR Medical - J. Moreno		107-422-88060	31.50
	2024-173	7/24 HR Medical - J. Moreno		501-508-88060	73.50
	2024-173	7/24 HR Medical - J. Moreno		502-510-88060	73.50
	2024-173	7/24 HR Medical - J. Moreno		503-521-88060	31.50
	2024-176	9/24 FIN Medical - R. Yamas		101-406-89040	70.00
	2024-176	9/24 PW Medical - B. Crabtree		107-422-88060	31.50
	2024-176	9/24 FD Medical - H. Crosswy		117-416-88060	210.00
	2024-176	9/24 FD Medical - G. Alacron		117-416-89040	210.00
	2024-176	9/24 FIN Medical - R. Yamas		501-406-89040	28.00
	2024-176	9/24 PW Medical - B. Crabtree		501-508-88060	73.50
	2024-176	9/24 FIN Medical - R. Yamas		502-406-89040	21.00
	2024-176	9/24 PW Medical - B. Crabtree		502-510-88060	73.50
	2024-176	9/24 FIN Medical - R. Yamas		503-406-89040	19.60
	2024-176	9/24 PW Medical - B. Crabtree		503-521-88060	31.50
	2024-176	9/24 FIN Medical - R. Yamas		504-406-89040	1.40
76374	10/3/2024 16511389	1998 5/24 WP Chemical	Wilbur-Ellis Holdings II, Inc.	501-503-84051	1,896.43 1,896.43
76375	10/3/2024 2407019	2002 8/24 FD EMS Ambulance Billing - July 2024	Wittman Enterprises, LLC	117-416-75040	11,312.89 11,312.89
76376	10/3/2024	2004	Wulff Hansen & Co.		1,684.13
	0009142	5/24 Municipal Advisory Svcs Q1		101-406-92090	667.58
	0009142	5/24 Municipal Advisory Svcs Q1		102-413-92090	6.98
	0009142	5/24 Municipal Advisory Svcs Q1		103-413-92090	0.34
	0009142	5/24 Municipal Advisory Svcs Q1		107-422-92090	8.08
	0009142	5/24 Municipal Advisory Svcs Q1		110-424-92090	73.23
	0009142	5/24 Municipal Advisory Svcs Q1		114-404-92090	5.28
	0009142	5/24 Municipal Advisory Svcs Q1		116-413-92090	0.90
	0009142	5/24 Municipal Advisory Svcs Q1		117-416-92090	67.83
	0009142	5/24 Municipal Advisory Svcs Q1		125-422-92090	35.64
	0009142	5/24 Municipal Advisory Svcs Q1		126-422-92090	2.43
	0009142	5/24 Municipal Advisory Svcs Q1		127-422-92090	77.93
	0009142	5/24 Municipal Advisory Svcs Q1		130-603-92090	5.71
	0009142	5/24 Municipal Advisory Svcs Q1		140-422-92090	0.69
	0009142	5/24 Municipal Advisory Svcs Q1		141-422-92090	7.94
	0009142	5/24 Municipal Advisory Svcs Q1		142-422-92090	4.73
	0009142	5/24 Municipal Advisory Svcs Q1		143-422-92090	4.77
	0009142	5/24 Municipal Advisory Svcs Q1		144-422-92090	27.55
	0009142	5/24 Municipal Advisory Svcs Q1		145-422-92090	14.89
	0009142	5/24 Municipal Advisory Svcs Q1		146-422-92090	23.06
	0009142	5/24 Municipal Advisory Svcs Q1		150-758-92090	151.35
	0009142	5/24 Municipal Advisory Svcs Q1		301-620-92090	6.36
	0009142	5/24 Municipal Advisory Svcs Q1		501-503-92090	84.02
	0009142	5/24 Municipal Advisory Svcs Q1		502-510-92090	30.04
	0009142	5/24 Municipal Advisory Svcs Q1		503-520-92090	223.98
	0009142	5/24 Municipal Advisory Svcs Q1		504-530-92090	12.44
	0009142	5/24 Municipal Advisory Svcs Q1		815-609-92090	99.56
	0009142	5/24 Municipal Advisory Svcs Q1		820-610-92090	33.98
	0009142	5/24 Municipal Advisory Svcs Q1		851-432-92090	3.13
	0009142	5/24 Municipal Advisory Svcs Q1		852-620-92090	3.71

Expense Approval Report

Payment Dates: 10/1/2024 - 10/31/2024

Payment Number	Payment Date Payable Number	Vendor # Description	Vendor Name	Account Number	Payment Amount Item Amount
76378	10/3/2024	1983	WageWorks		75.00
	INV7016659	9/24 FSA Monthly - S. Brewer		101-404-88101	0.75
	INV7016659	9/24 FSA Monthly - S. Jensen		101-405-88101	4.20
	INV7016659	9/24 FSA Monthly - Y. Ibarra		101-405-88101	5.63
	INV7016659	9/24 FSA Monthly - M. Trejo		101-405-88101	1.28
	INV7016659	9/24 FSA Monthly - M. Garcia		101-405-88101	3.00
	INV7016659	9/24 FSA Monthly - S. Redding		101-408-88101	4.28
	INV7016659	9/24 FSA Monthly - S. Anderson		101-413-88101	7.50
	INV7016659	9/24 FSA Monthly - V. Sparks		101-413-88101	7.50
	INV7016659	9/24 FSA Monthly - C. Seese		101-413-88101	7.50
	INV7016659	9/24 FSA Monthly - M. Garcia		101-435-88101	2.25
	INV7016659	9/24 FSA Monthly - S. Brewer		107-422-88101	1.88
	INV7016659	9/24 FSA Monthly - S. Redding		107-422-88101	0.15
	INV7016659	9/24 FSA Monthly - M. Trejo		107-422-88101	0.45
	INV7016659	9/24 FSA Monthly - S. Jensen		107-422-88101	0.53
	INV7016659	9/24 FSA Monthly - S. Jensen		117-416-88101	0.08
	INV7016659	9/24 FSA Monthly - S. Redding		117-416-88101	0.98
	INV7016659	9/24 FSA Monthly - M. Trejo		501-406-88101	0.09
	INV7016659	9/24 FSA Monthly - S. Redding		501-406-88101	0.15
	INV7016659	9/24 FSA Monthly - S. Redding		501-503-88101	0.45
	INV7016659	9/24 FSA Monthly - S. Jensen		501-503-88101	0.30
	INV7016659	9/24 FSA Monthly - M. Trejo		501-503-88101	1.01
	INV7016659	9/24 FSA Monthly - J. Salona		501-503-88101	7.50
	INV7016659	9/24 FSA Monthly - Y. Ibarra		501-503-88101	1.88
	INV7016659	9/24 FSA Monthly - S. Brewer		501-503-88101	0.75
	INV7016659	9/24 FSA Monthly - S. Brewer		501-508-88101	0.38
	INV7016659	9/24 FSA Monthly - S. Jensen		501-508-88101	0.49
	INV7016659	9/24 FSA Monthly - S. Redding		501-508-88101	0.38
	INV7016659	9/24 FSA Monthly - M. Trejo		501-508-88101	1.05
	INV7016659	9/24 FSA Monthly - S. Redding		502-406-88101	0.15
	INV7016659	9/24 FSA Monthly - M. Trejo		502-406-88101	0.07
	INV7016659	9/24 FSA Monthly - S. Brewer		502-510-88101	1.50
	INV7016659	9/24 FSA Monthly - M. Trejo		502-510-88101	1.01
	INV7016659	9/24 FSA Monthly - S. Redding		502-510-88101	0.38
	INV7016659	9/24 FSA Monthly - S. Jensen		502-510-88101	0.15
	INV7016659	9/24 FSA Monthly - M. Garcia		502-510-88101	2.25
	INV7016659	9/24 FSA Monthly - S. Redding		503-406-88101	0.11
	INV7016659	9/24 FSA Monthly - M. Trejo		503-406-88101	0.05
	INV7016659	9/24 FSA Monthly - S. Jensen		503-520-88101	0.15
	INV7016659	9/24 FSA Monthly - S. Redding		503-520-88101	0.23
	INV7016659	9/24 FSA Monthly - M. Trejo		503-520-88101	1.01
	INV7016659	9/24 FSA Monthly - S. Brewer		503-520-88101	1.13
	INV7016659	9/24 FSA Monthly - S. Redding		503-521-88101	0.11
	INV7016659	9/24 FSA Monthly - S. Jensen		503-521-88101	0.04
	INV7016659	9/24 FSA Monthly - M. Trejo		503-521-88101	1.01
	INV7016659	9/24 FSA Monthly - S. Brewer		503-521-88101	1.13
	INV7016659	9/24 FSA Monthly - M. Trejo		504-406-88101	0.02
	INV7016659	9/24 FSA Monthly - S. Jensen		504-535-88101	0.08
	INV7016659	9/24 FSA Monthly - S. Redding		504-535-88101	0.08
	INV7016659	9/24 FSA Monthly - M. Trejo		820-610-88101	0.37
	INV7016659	9/24 FSA Monthly - S. Jensen		820-610-88101	1.50
	INV7016659	9/24 FSA Monthly - S. Redding		820-610-88101	0.08
76382	10/10/2024	02945	Adalinda Marroquin		2,250.00
	0009257	10/24 Turf Replacement Program - 240 N Hayes St		501-503-98471	2,250.00
76383	10/10/2024	02475	Alberto Ramirez		2,748.33
	0009261	9/24 PW Janitorial Services		501-508-84030	141.66
	0009261	9/24 PW Janitorial Services		502-510-84030	141.67
	0009261	9/24 PW Janitorial Services		503-521-84030	141.67

Expense Approval Report

Payment Dates: 10/1/2024 - 10/31/2024

Payment Number	Payment Date Payable Number	Vendor # Description	Vendor Name	Account Number	Payment Amount Item Amount
	0009262	9/24 BLDG Janitorial Services		101-432-84030	2,200.00
	0009263	9/24 BLDG Additional Janitorial Duties		101-432-84030	123.33
76384	10/10/2024	02388	Amazon Capital Services, Inc.		201.86
	1KDR-433V-D43D	10/24 FD Misc Station Supplies		101-416-70010	121.11
	1KDR-433V-D43D	10/24 FD Misc Station Supplies		101-416-70050	80.75
76385	10/10/2024	02386	American Office Solutions, LLC		1,781.25
	23450	10/24 PD IT Backup Service - November 2024		101-413-88040	1,781.25
76386	10/10/2024	02386	American Office Solutions, LLC		165.08
	23449	10/24 FD Data Backup		101-416-88040	165.08
76387	10/10/2024	02386	American Office Solutions, LLC		866.00
	23340	9/24 PD Misc Parts & Cable Run		106-413-98040	866.00
76388	10/10/2024	1051	AmeriGas		130.66
	3168937747	9/24 AIR Annual Propane Tank Rental		101-435-72010	130.66
76389	10/10/2024	1055	Andrew Diaz		69.00
	20748	10/24 PD Meal Advance (10/28-10/30/24) - A. Diaz		101-413-86010	69.00
76390	10/10/2024	02082	AutoZone, Inc.		483.47
	5919232445	9/24 FD Battery for M253		117-416-84060	483.47
76391	10/10/2024	02132	Badger Meter, Inc.		791.35
	80173153	9/24 PW Cellular		501-508-72030	791.35
76392	10/10/2024	02698	Bear Trap Enterprises Inc.		7,138.45
	21971	9/24 PW Welder for Water Leak		501-508-88100	7,138.45
76393	10/10/2024	02296	BSK Associates		7,837.75
	AH24261	9/24 WP Outside Lab Work		501-503-88081	3,918.88
	AH24261	9/24 WWP Outside Lab Work		503-520-88080	3,918.87
76394	10/10/2024	1133	Bureau of Reclamation		31,139.39
	0009260	10/24 WP December Estimate 402		501-503-80010	30,503.76
	0009260	10/24 WP August 2024 M & I 409		501-503-80010	10,629.91
	0009260	10/24 WP September 2024 M & I 452		501-503-80010	11,747.48
	0009260	10/24 WP July 2024 Corrections -125		501-503-80010	-9,485.00
	0009260	10/24 WP July 2024 AG Adj -125		501-503-80010	-1,625.00
	0009260	10/24 WP August 2024 AG 167		501-503-80010	2,171.00
	0009260	10/24 WP September True Up -277		501-503-80010	-21,018.76
	0009260	10/24 WP September 2024 AG 632		501-503-80010	8,216.00
76395	10/10/2024	1142	California Business Machines		523.30
	360285	9/24 Copier Maint. Agreement COUNCIL		101-401-84010	4.95
	360285	9/24 Copier Maint. Agreement CD		101-404-84010	5.44
	360285	9/24 Copier Maint. Agreement BLDG		101-404-84010	4.23
	360285	9/24 Copier Maint. Agreement PW		101-404-84010	3.97
	360285	9/24 Copier Maint. Agreement CITY MGR		101-405-84010	132.70
	360285	9/24 Copier Maint. Agreement FINANCE		101-406-84010	3.10
	360285	9/24 Copier Maint. Agreement FINANCE		101-406-84010	0.06
	360285	9/24 Copier Maint. Agreement HR		101-408-84010	24.50
	360285	9/24 Copier Maint. Agreement HR		101-408-84010	0.02
	360285	9/24 Copier Maint. Agreement PD		101-413-84010	91.53
	360285	9/24 Copier Maint. Agreement FD		101-416-84010	21.15
	360285	9/24 Copier Maint. Agreement PW		107-422-84010	9.93
	360285	9/24 Copier Maint. Agreement HR		107-422-84010	0.96
	360285	9/24 Copier Maint. Agreement HR		117-416-84010	5.77
	360285	9/24 Copier Maint. Agreement FINANCE		501-406-84010	0.82
	360285	9/24 Copier Maint. Agreement HR		501-406-84010	1.90
	360285	9/24 Copier Maint. Agreement FINANCE		501-406-84010	41.35

Expense Approval Report

Payment Dates: 10/1/2024 - 10/31/2024

Payment Number	Payment Date Payable Number	Vendor # Description	Vendor Name	Account Number	Payment Amount Item Amount
	360285	9/24 Copier Maint. Agreement HR		501-503-84010	2.88
	360285	9/24 Copier Maint. Agreement WP		501-503-84010	2.21
	360285	9/24 Copier Maint. Agreement WP		501-503-84010	38.80
	360285	9/24 Copier Maint. Agreement HR		501-508-84010	3.36
	360285	9/24 Copier Maint. Agreement PW		501-508-84010	1.99
	360285	9/24 Copier Maint. Agreement HR		502-406-84010	1.92
	360285	9/24 Copier Maint. Agreement FINANCE		502-406-84010	0.72
	360285	9/24 Copier Maint. Agreement FINANCE		502-406-84010	36.18
	360285	9/24 Copier Maint. Agreement PW		502-510-84010	7.94
	360285	9/24 Copier Maint. Agreement HR		502-510-84010	3.36
	360285	9/24 Copier Maint. Agreement FINANCE		503-406-84010	0.41
	360285	9/24 Copier Maint. Agreement HR		503-406-84010	0.72
	360285	9/24 Copier Maint. Agreement FINANCE		503-406-84010	20.68
	360285	9/24 Copier Maint. Agreement PW		503-520-84010	9.93
	360285	9/24 Copier Maint. Agreement WWP		503-520-84010	27.61
	360285	9/24 Copier Maint. Agreement HR		503-520-84010	1.44
	360285	9/24 Copier Maint. Agreement WWP		503-520-84010	1.50
	360285	9/24 Copier Maint. Agreement PW		503-521-84010	5.96
	360285	9/24 Copier Maint. Agreement HR		503-521-84010	0.48
	360285	9/24 Copier Maint. Agreement HR		504-406-84010	0.24
	360285	9/24 Copier Maint. Agreement FINANCE		504-406-84010	0.04
	360285	9/24 Copier Maint. Agreement FINANCE		504-406-84010	2.07
	360285	9/24 Copier Maint. Agreement HR		820-610-84010	0.48
76398	10/10/2024	1192	Chemtrade Chemicals US, LLC		35,438.20
	90127749	7/24 WP Chemical Alum Sulfate		501-503-70240	7,140.67
	90133768	8/24 WP Chemical Alum Sulfate		501-503-70240	7,076.52
	90138674	8/24 WP Chemical Alum Sulfate		501-503-70240	6,992.21
	90143084	8/24 WP Chemical Alum Sulfate		501-503-70240	7,140.67
	90156631	10/24 WP Chemical Alum Sulfate		501-503-70240	7,088.13
76399	10/10/2024	02598	Cintas Corporation No. 2		291.64
	5232636817	10/24 SVC First Aid Kit Refill		101-431-70150	96.08
	5232636859	10/24 PD First Aid Kit Refill		101-413-88100	106.04
	5232636859	10/24 PW First Aid Kit Refill		503-521-70440	89.52
76400	10/10/2024	02327	Clark Equipment Company		7,771.01
	4042162	9/24 PW Trencher for Bobcat		101-440-98040	3,885.50
	4042162	9/24 PW Trencher for Bobcat		501-508-98040	3,885.51
76401	10/10/2024	1224	Coalinga Hardware		328.53
	828916	9/24 FD Fuel & Oil		101-416-70060	30.01
	828992	9/24 ADMIN Fasteners for Digital Kiosk		101-405-70010	24.21
	829010	9/24 FD Station Supplies		101-416-84030	12.40
	829018	9/24 AP Paint Brushes		101-435-84030	11.57
	829086	9/24 AP Cleaning Supplies		101-435-84030	31.21
	829095	9/24 AP ZipTies		101-435-84030	52.77
	829109	9/24 FD Station Supplies		101-416-70450	15.00
	829109	9/24 FD Station Supplies		101-416-84060	58.47
	829116	9/24 PW Gas Vault Supplies		502-510-70140	56.36
	829125	10/24 PW Gas Vault Supplies		502-510-70140	13.33
	829131	10/24 SVC Silicone		101-431-70060	14.48
	829160	10/24 PW Wasp Killer Spray		101-440-84050	8.72
76402	10/10/2024	1243	Cook's Communications		2,614.14
	158592	9/24 PD Vehicle Maintenance for C25		101-413-84060	2,614.14
76403	10/10/2024	02944	County of Alameda		354.00
	20746	10/24 PD Registration Fee (9/24-9/27/24) - Saucedo		101-413-86010	354.00
76404	10/10/2024	02315	Criscom Public Relation, Inc.		4,000.00
	271377	10/24 CC Lobbying & Econ Development Svcs		101-401-88100	400.00

Expense Approval Report

Payment Dates: 10/1/2024 - 10/31/2024

Payment Number	Payment Date Payable Number	Vendor # Description	Vendor Name	Account Number	Payment Amount Item Amount
	271377	10/24 PW Lobbying & Econ Development Svcs		107-422-88100	600.00
	271377	10/24 WP Lobbying & Econ Development Svcs		501-503-88100	600.00
	271377	10/24 PW Lobbying & Econ Development Svcs		501-508-88100	600.00
	271377	10/24 PW Lobbying & Econ Development Svcs		502-510-88100	600.00
	271377	10/24 WWP Lobbying & Econ Development Svcs		503-520-88100	600.00
	271377	10/24 PW Lobbying & Econ Development Svcs		503-521-88100	600.00
76405	10/10/2024 758449	1288 9/24 PD Livescans	Department of Justice		654.00 654.00
76406	10/10/2024 0009258 0009258 0009258	02800 9/24 FD Paramedic School Reimb - D. Rodriguez 9/24 FD Paramedic School Reimb - D. Rodriguez 9/24 FD Paramedic School Reimb - D. Rodriguez	Dylan Rodriguez		1,008.43 336.14 336.15 336.14
76407	10/10/2024 633289-100424	02667 10/24 PD CHF & CMDR Fleet	Enterprise FM Trust		1,351.36 1,351.36
76408	10/10/2024 CALEM50748 CALEM50748 CALEM51075	1356 9/24 FD Station Supplies 9/24 FD Station Supplies 9/24 FD Station Supplies	Fastenal Company		1,040.86 84.78 844.26 111.82
76409	10/10/2024 20748	02822 10/24 PD Registration Fee (10/28-10/30/24) - Diaz	FRESNO CITY COLLEGE		105.00 105.00
76410	10/10/2024 20749	02822 10/24 PD Registration Fee 10/28-10/30/24 -Fairbank	FRESNO CITY COLLEGE		105.00 105.00
76411	10/10/2024 SO022100	1407 10/24 PD Prisoner Processing 1st Qtr (7/1-9/30/24)	Fresno County Sheriff		71.60 71.60
76412	10/10/2024 18927	1426 10/24 FD Annual Subscription	Geospatial Technologies, Inc.		136.50 136.50
76413	10/10/2024 INV401044 INV401044	02379 9/24 PW GPS for Street Sweeper & ATV's 9/24 SS GPS for Street Sweeper & ATV's	Geotab USA, Inc.		98.75 59.25 39.50
76414	10/10/2024 457	02192 10/24 AC Animal Shelter Services - Sept 2024	Gimme Love Animal Shelter		2,950.00 2,950.00
76415	10/10/2024 0009256	02192 10/24 AC Reimb for Purchase of Microchips	Gimme Love Animal Shelter		3,000.00 3,000.00
76416	10/10/2024 9209399543 9227393833	1445 8/24 PW Sprayer for Jack 8/24 WWP Load Leveler for Aerator	Grainger		3,026.60 216.87 2,809.73
76417	10/10/2024 2808616	1446 9/24 PW Sand & Base for Water Leak	Granite Construction Company		845.42 845.42
76418	10/10/2024 8614297	1505 9/24 FIN ERMA Matter Advice	Jackson Lewis, LLP		497.00 497.00
76419	10/10/2024 20749	1523 10/24 PD Meal Advance (10/28-10/30/24) - Fairbank	Jeremy Fairbanks		69.00 69.00
76420	10/10/2024 810887 811182	02017 9/24 AP Wings & Wheels - City Booth 9/24 AP Directional Signs for Wings & Wheels	JH Tackett Marketing		491.84 213.71 278.13
76421	10/10/2024 50248107	1553 9/24 FD Radiator for M254	Keller Ford		1,029.75 1,029.75

Expense Approval Report

Payment Dates: 10/1/2024 - 10/31/2024

Payment Number	Payment Date Payable Number	Vendor # Description	Vendor Name	Account Number	Payment Amount Item Amount
76422	10/10/2024 9558	1562 9/24 AP Cylinder for CM & Key for Finance	Kings County Mobile Locksmith Service	101-432-84030	221.55 221.55
76423	10/10/2024 65732	1565 10/24 AP Delineator for Wings & Wheels Event	KRC Safety Co., Inc.	101-435-84030	42.00 42.00
76424	10/10/2024 PINV932457 PINV932460	02626 9/24 FD Turnout Jacket 9/24 FD Turnout Jacket	L.N. Curtis and Sons	101-416-70102 101-416-70102	19,571.92 9,785.96 9,785.96
76425	10/10/2024 1512216 1512891 1514598	1593 9/24 FD Medical Supplies 9/24 FD Medical Supplies 9/24 FD Medical Supplies	Life Assist, Inc.	117-416-75000 117-416-75000 117-416-75000	2,710.77 196.70 1,103.04 1,411.03
76426	10/10/2024 44415923 45552438	02570 7/24 FD Oxygen 9/24 FD Oxygen	Linde Gas & Equipment Inc.	117-416-75000 117-416-75000	1,638.25 1,025.04 613.21
76427	10/10/2024 245112	02064 9/24 PW 3" Gas Meter	Measurement Control Systems, Inc.	502-510-98071	4,627.74 4,627.74
76428	10/10/2024 306534	1647 9/24 WP Yard Waste	Mid Valley Disposal, Inc.	501-503-70140	44.67 44.67
76429	10/10/2024 4316-100872 4316-497868 4316-498266 4316-498327 4316-498462 4316-499037 43316-498323 CM0000782	1692 10/24 FD DEF 9/24 FD Battery for #L171 9/24 FD Vehicle Maintenance for M253 9/24 PD Headlight Capsule 9/24 FD Radiator for M254 9/24 FD Anti-Freeze for M254 9/24 FD Semi-Met Pad for M253 9/24 FD Maintenance for M253 CR	O'Reilly Automotive, Inc.	101-416-70160 101-416-84060 117-416-84060 101-413-84060 117-416-84060 101-416-84060 117-416-84060 117-416-84060	1,412.42 74.06 478.07 290.24 20.26 508.88 55.54 47.86 -62.49
76430	10/10/2024 90624-093024	1721 9/24 PW Gas Delivery SE 31 20 15HWY(7001750902-	PG&E	502-510-80020	40,993.94 40,993.94
76431	10/10/2024 INV0547 INV0547 INV0547 INV0553 INV0556 INV0558 INV0562	02664 9/24 PW Troubleshoot Mag Lock 9/24 PW Troubleshoot Mag Lock 9/24 PW Troubleshoot Mag Lock 9/24 FD Station Maintenance 9/24 WP Access Control 9/24 WWP Wire Aerator 10/24 FD Gymnasium Repairs	Phillips Electric, LLC	501-508-84030 502-510-84030 503-521-84030 101-416-84030 501-503-84030 503-520-84020 101-416-84030	5,918.38 99.17 99.17 99.16 1,496.25 446.25 396.88 3,281.50
76432	10/10/2024 2126426 2127357 2127765	02637 9/24 AP Payphone Service 9/24 PD 911 System Operational - August 2024 10/24 AP Payphone Service	PTS Communications Inc	101-435-72030 101-413-88100 101-435-72030	169.00 36.00 100.00 33.00
76433	10/10/2024 0009255 0009255 0009255 0009255	02318 9/24 FIN Postage 9/24 FIN Postage 9/24 FIN Postage 9/24 FIN Postage	Quadient Finance USA, Inc.	501-406-70030 502-406-70030 503-406-70030 504-406-70030	1,200.00 480.00 420.00 276.00 24.00
76434	10/10/2024 Q1430000 Q1430000 Q1430000 Q1430000	02319 7/24 FIN Postage Machine Lease (8/20-11/19/2024) 7/24 FIN Postage Machine Lease (8/20-11/19/2024) 7/24 FIN Postage Machine Lease (8/20-11/19/2024) 7/24 FIN Postage Machine Lease (8/20-11/19/2024)	Quadient Leasing USA, Inc.	101-406-84010 501-406-84010 502-406-84010 503-406-84010	1,116.51 33.50 446.60 390.78 223.30





Expense Approval Report

Payment Dates: 10/1/2024 - 10/31/2024

Payment Number	Payment Date Payable Number	Vendor # Description	Vendor Name	Account Number	Payment Amount Item Amount
76444	10/10/2024 5031471095	02864 10/24 PD Jail Blankets	VESTIS GROUP INC ARAMARK UNIFORM & APPAREL LLC	101-413-70380	393.39 393.39
76445	10/10/2024 88884 88884 88903	1975 9/24 FD Radio Programming 9/24 FD Radio Programming 9/24 FD AMB Programming	Vincent Communications	101-416-84060 117-416-84060 117-416-84060	1,206.22 626.21 417.48 162.53
76446	10/10/2024 050516	1991 9/24 PD Side by Side Repairs	West Hills Machine Shop, Inc.	101-413-84060	1,754.49 1,754.49
76447	10/10/2024 81346 81347 81348 81349 81349 81349 81349 81349 81349 81349 81350 81350 81351 81351 81351 81352 81352	1993 9/24 FD Fuel for September 2024 9/24 ADMIN Fuel for Sept 2024 9/24 PD Fuel for September 2024 9/24 CD Fuel for September 2024 9/24 PW Fuel for September 2024 9/24 PW Fuel for September 2024 9/24 PW Fuel for September 2024 9/24 PW Fuel for September 2024 9/24 PW Fuel for September 2024 9/24 PW Fuel for September 2024 9/24 WP Fuel for September 2024 9/24 WWP Fuel for September 2024 9/24 PW Fuel for September 2024 9/24 PW Fuel for September 2024 9/24 PW Fuel for September 2024 9/24 SVC Fuel for September 2024 9/24 SS Fuel for September 2024	West Hills Oil, Inc.	101-416-70160 101-405-70160 101-413-70160 101-404-70160 101-440-70160 107-422-70160 501-508-70160 502-510-70160 503-521-70160 501-503-70160 503-520-70160 501-508-70160 502-510-70160 503-521-70160 101-431-70160 504-535-70160	30,154.70 11,181.57 29.21 10,119.21 155.33 1,341.81 236.55 784.90 784.77 784.76 1,374.79 472.81 556.78 556.78 556.77 63.85 1,154.81
76449	10/10/2024 17887 17887 17887 17887 17887 17895 17895 17956 17956 17957 P240930 S240930 W240930 WW240930	1997 9/24 PW Irrigation Supplies 9/24 PW Irrigation Supplies 9/24 PW Upside Down Paint 9/24 PW Upside Down Paint 9/24 PW Upside Down Paint 9/24 PW Irrigation Supplies 9/24 PW Gauge/Liquid Filled Sauge 9/24 PW Irrigation Supplies 9/24 PW Marking Paint (Sewer) 9/24 WP Pipe Fittings Supplies 9/24 PW Cylinder Rental 9/24 SVC Cylinder Rental 9/24 WP Equipment/Cylinder Rental 9/24 WWP Equipment/Cylinder Rental	Westside Supply	101-440-84050 107-422-84050 501-508-70140 502-510-70140 503-521-70140 101-440-84050 501-508-70140 101-440-84050 503-521-70140 501-503-70140 501-508-70140 101-431-70150 501-503-82030 503-520-82030	800.44 38.67 38.68 81.73 81.73 13.71 184.98 85.93 59.63 54.62 34.76 45.00 27.00 36.00 18.00
76450	10/17/2024 0009278	1205 CECA Dues	City Employee Contrib. Assoc.	950-000-33000	60.00 60.00
76451	10/17/2024 0009279 0009280 0009284	1223 Fire Union Dues Fire Union Dues Fire Union Dues	Coalinga Firefighters	950-000-33300 950-000-33300 950-000-33300	890.00 800.00 30.00 60.00
76452	10/17/2024 0009282 0009285 0009286	1228 Mastagni Law Firm CPOA Dues PORAC Dues	Coalinga Peace Officer's Association	950-000-33200 950-000-33200 950-000-33200	905.76 297.50 297.50 310.76
76453	10/17/2024 0009346 0009347	1384 FTB Sacramento \$\$ FTB Sacramento \$\$	Franchise Tax Board	950-000-34010 950-000-34010	225.00 150.00 75.00

Expense Approval Report

Payment Dates: 10/1/2024 - 10/31/2024

Payment Number	Payment Date Payable Number	Vendor # Description	Vendor Name	Account Number	Payment Amount Item Amount
76454	10/17/2024	02709	International City Management Association Retirement Corporation		9,201.70
	0009312	457 ICMA EE\$/ER%		950-000-32100	460.35
	0009313	457 ICMA EE\$/ER%		950-000-32100	521.23
	0009314	457 ICMA \$\$ General		950-000-32100	30.00
	0009315	457 ICMA \$\$ General		950-000-32100	225.00
	0009316	457 ICMA \$\$ General		950-000-32100	30.00
	0009317	457 ICMA \$\$ General		950-000-32100	15.00
	0009318	457 ICMA \$\$ General		950-000-32100	15.00
	0009319	457 ICMA % General		950-000-32100	741.66
	0009320	457 ICMA % General		950-000-32100	560.98
	0009321	457 ICMA % General		950-000-32100	264.42
	0009322	457 ICMA % General		950-000-32100	457.66
	0009323	457 ICMA % General		950-000-32100	286.75
	0009324	457 ICMA % General		950-000-32100	558.66
	0009325	457 ICMA % General		950-000-32100	756.50
	0009326	457 ICMA % General		950-000-32100	367.49
	0009327	457 ICMA % General		950-000-32100	201.86
	0009328	457 ICMA % General		950-000-32100	185.30
	0009329	457 ICMA % General		950-000-32100	206.25
	0009330	457 ICMA % General		950-000-32100	512.82
	0009331	457 ICMA % General		950-000-32100	666.17
	0009332	457 ICMA % General		950-000-32100	501.77
	0009333	457 ICMA % General		950-000-32100	770.00
	0009334	457 ICMA % General		950-000-32100	397.21
	0009335	457 ICMA % General		950-000-32100	469.62
76456	10/17/2024	1586	Legal Shield		152.81
	0009281	Pre-Paid Legal Shield		950-000-34060	152.81
76457	10/17/2024	1820	SEIU Local 521 - Dues W/H		947.69
	0009287	SEIU COPE		950-000-33000	40.00
	0009288	SEIU Dues		950-000-33000	912.81
	CM0000783	SEIU Dues		950-000-33000	-5.12
76458	10/17/2024	02950	Alcon's Roofing		95.20
	0009364	10/24 Canceled Project Refund		101-400-42050	95.20
76459	10/17/2024	02388	Amazon Capital Services, Inc.		789.65
	112-7582611-38394	9/24 BLDG Flyer		101-432-84030	40.59
	113-1101418-05314	9/24 AP City Booth		101-435-84030	9.69
	113-1788082-91034	9/24 AP City Booth Supplies		101-435-84030	565.75
	113-6486503-13850	9/24 AP Event Wings & Wheels Supplies		101-435-84030	125.04
	113-8709675-60306	9/24 AP City Booth		101-435-84030	48.58
76460	10/17/2024	02386	American Office Solutions, LLC		264.29
	22976	7/24 FD Jessica's Computer Upgrade		101-416-88040	264.29
76461	10/17/2024	02386	American Office Solutions, LLC		400.00
	18394	9/24 PD Tech Services		101-413-88040	400.00
76462	10/17/2024	02386	American Office Solutions, LLC		652.92
	23448	11/24 ADMIN IT Monthly Contract - Backup		101-401-88040	28.81
	23448	11/24 CD IT Monthly Contract - Backup		101-404-88040	38.41
	23448	11/24 ADMIN IT Monthly Contract - Backup		101-405-88040	28.81
	23448	11/24 FIN IT Monthly Contract - Backup		101-406-88040	5.18
	23448	11/24 HR IT Monthly Contract - Backup		101-408-88040	19.59
	23448	11/24 PW IT Monthly Contract - Backup		107-422-88040	34.57
	23448	11/24 HR IT Monthly Contract - Backup		107-422-88040	0.77
	23448	11/24 HR IT Monthly Contract - Backup		117-416-88040	4.61
	23448	11/24 HR IT Monthly Contract - Backup		501-406-88040	1.54
	23448	11/24 FIN IT Monthly Contract - Backup		501-406-88040	69.13
	23448	11/24 PW IT Monthly Contract - Backup		501-503-88040	51.85

Expense Approval Report

Payment Dates: 10/1/2024 - 10/31/2024

Payment Number	Payment Date Payable Number	Vendor # Description	Vendor Name	Account Number	Payment Amount Item Amount
	23448	11/24 HR IT Monthly Contract - Backup		501-503-88040	2.30
	23448	11/24 PW IT Monthly Contract - Backup		501-508-88040	34.57
	23448	11/24 HR IT Monthly Contract - Backup		501-508-88040	2.69
	23448	11/24 FIN IT Monthly Contract - Backup		502-406-88040	60.49
	23448	11/24 HR IT Monthly Contract - Backup		502-406-88040	1.54
	23448	11/24 PW IT Monthly Contract - Backup		502-510-88040	86.42
	23448	11/24 HR IT Monthly Contract - Backup		502-510-88040	2.69
	23448	11/24 FIN IT Monthly Contract - Backup		503-406-88040	34.57
	23448	11/24 HR IT Monthly Contract - Backup		503-406-88040	0.58
	23448	11/24 HR IT Monthly Contract - Backup		503-520-88040	1.15
	23448	11/24 PW IT Monthly Contract - Backup		503-520-88040	69.13
	23448	11/24 HR IT Monthly Contract - Backup		503-521-88040	0.38
	23448	11/24 PW IT Monthly Contract - Backup		503-521-88040	69.11
	23448	11/24 HR IT Monthly Contract - Backup		504-406-88040	0.19
	23448	11/24 FIN IT Monthly Contract - Backup		504-406-88040	3.46
	23448	11/24 HR IT Monthly Contract - Backup		820-610-88040	0.38
76464	10/17/2024	02386	American Office Solutions, LLC		2,879.76
	18392	9/24PD New Fire Wall		101-413-88040	2,879.76
76465	10/17/2024	02386	American Office Solutions, LLC		539.64
	23023	6/24 FIN Adobe Standard		101-406-88040	16.19
	23023	6/24 FIN Adobe Standard		501-406-88040	215.86
	23023	6/24 FIN Adobe Standard		502-406-88040	188.87
	23023	6/24 FIN Adobe Standard		503-406-88040	107.93
	23023	6/24 FIN Adobe Standard		504-406-88040	10.79
76466	10/17/2024	02386	American Office Solutions, LLC		3,600.00
	23366	11/24 ADMIN IT Monthly Contract		101-401-88040	55.77
	23366	11/24 CD IT Monthly Contract		101-404-88040	71.37
	23366	11/24 ADMIN IT Monthly Contract		101-405-88040	55.77
	23366	11/24 FIN IT Monthly Contract		101-406-88040	12.47
	23366	11/24 HR IT Monthly Contract		101-408-88040	36.39
	23366	11/24 PD IT Monthly Contract		101-413-88040	1,722.19
	23366	11/24 FD IT Monthly Contract		101-416-88040	466.77
	23366	11/24 HR IT Monthly Contract		107-422-88040	1.43
	23366	11/24 PW IT Monthly Contract		107-422-88040	74.12
	23366	11/24 HR IT Monthly Contract		117-416-88040	8.56
	23366	11/24 HR IT Monthly Contract		501-406-88040	2.85
	23366	11/24 FIN IT Monthly Contract		501-406-88040	166.24
	23366	11/24 PW IT Monthly Contract		501-503-88040	111.18
	23366	11/24 HR IT Monthly Contract		501-503-88040	4.28
	23366	11/24 PW IT Monthly Contract		501-508-88040	74.12
	23366	11/24 HR IT Monthly Contract		501-508-88040	4.99
	23366	11/24 FIN IT Monthly Contract		502-406-88040	145.46
	23366	11/24 HR IT Monthly Contract		502-406-88040	2.85
	23366	11/24 HR IT Monthly Contract		502-510-88040	4.99
	23366	11/24 PW IT Monthly Contract		502-510-88040	185.30
	23366	11/24 HR IT Monthly Contract		503-406-88040	1.07
	23366	11/24 FIN IT Monthly Contract		503-406-88040	83.12
	23366	11/24 PW IT Monthly Contract		503-520-88040	148.24
	23366	11/24 HR IT Monthly Contract		503-520-88040	2.14
	23366	11/24 PW IT Monthly Contract		503-521-88040	148.24
	23366	11/24 HR IT Monthly Contract		503-521-88040	0.71
	23366	11/24 HR IT Monthly Contract		504-406-88040	0.36
	23366	11/24 FIN IT Monthly Contract		504-406-88040	8.31
	23366	11/24 HR IT Monthly Contract		820-610-88040	0.71
76468	10/17/2024	02386	American Office Solutions, LLC		1,474.20
	21970	1/24 PD DOJ Computer Key		101-413-88040	1,474.20

Expense Approval Report

Payment Dates: 10/1/2024 - 10/31/2024

Payment Number	Payment Date Payable Number	Vendor # Description	Vendor Name	Account Number	Payment Amount Item Amount
76469	10/17/2024	02386	American Office Solutions, LLC		120.00
	23333	8/24 ADMIN IT Monthly Contract - Mileage		101-401-88040	8.57
	23333	8/24 CD IT Monthly Contract - Mileage		101-404-88040	17.14
	23333	8/24 ADMIN IT Monthly Contract - Mileage		101-405-88040	8.57
	23333	8/24 FIN IT Monthly Contract - Mileage		101-406-88040	0.51
	23333	8/24 HR IT Monthly Contract - Mileage		101-408-88040	8.74
	23333	8/24 PD IT Monthly Contract - Mileage		101-413-88040	17.15
	23333	8/24 FD IT Monthly Contract - Mileage		101-416-88040	17.14
	23333	8/24 HR IT Monthly Contract - Mileage		107-422-88040	0.34
	23333	8/24 PW IT Monthly Contract - Mileage		107-422-88040	1.71
	23333	8/24 HR IT Monthly Contract - Mileage		117-416-88040	2.06
	23333	8/24 FIN IT Monthly Contract - Mileage		501-406-88040	6.86
	23333	8/24 HR IT Monthly Contract - Mileage		501-406-88040	0.69
	23333	8/24 HR IT Monthly Contract - Mileage		501-503-88040	1.03
	23333	8/24 PW IT Monthly Contract - Mileage		501-503-88040	2.57
	23333	8/24 HR IT Monthly Contract - Mileage		501-508-88040	1.20
	23333	8/24 PW IT Monthly Contract - Mileage		501-508-88040	1.71
	23333	8/24 FIN IT Monthly Contract - Mileage		502-406-88040	6.00
	23333	8/24 HR IT Monthly Contract - Mileage		502-406-88040	0.69
	23333	8/24 PW IT Monthly Contract - Mileage		502-510-88040	4.29
	23333	8/24 HR IT Monthly Contract - Mileage		502-510-88040	1.20
	23333	8/24 HR IT Monthly Contract - Mileage		503-406-88040	0.26
	23333	8/24 FIN IT Monthly Contract - Mileage		503-406-88040	3.43
	23333	8/24 PW IT Monthly Contract - Mileage		503-520-88040	3.43
	23333	8/24 HR IT Monthly Contract - Mileage		503-520-88040	0.51
	23333	8/24 HR IT Monthly Contract - Mileage		503-521-88040	0.17
	23333	8/24 PW IT Monthly Contract - Mileage		503-521-88040	3.43
	23333	8/24 HR IT Monthly Contract - Mileage		504-406-88040	0.09
	23333	8/24 FIN IT Monthly Contract - Mileage		504-406-88040	0.34
	23333	8/24 HR IT Monthly Contract - Mileage		820-610-88040	0.17
76471	10/17/2024	02386	American Office Solutions, LLC		827.52
	23438	11/1-10/31/25 IT Monthly Contract - Adobe Standar		101-401-88040	89.94
	23438	11/1-10/31/25 IT Monthly Contract - Adobe Standar		101-405-88040	89.94
	23438	11/1-10/31/25 IT Monthly Contract - Adobe Standar		101-406-88040	19.43
	23438	11/1-10/31/25 IT Monthly Contract - Adobe Standar		501-406-88040	259.06
	23438	11/1-10/31/25 IT Monthly Contract - Adobe Standar		502-406-88040	226.67
	23438	11/1-10/31/25 IT Monthly Contract - Adobe Standar		503-406-88040	129.53
	23438	11/1-10/31/25 IT Monthly Contract - Adobe Standar		504-406-88040	12.95
76472	10/17/2024	02386	American Office Solutions, LLC		120.00
	23331	8/24 FIN IT Monthly Contract - Mileage		101-406-88040	3.60
	23331	8/24 FIN IT Monthly Contract - Mileage		501-406-88040	48.00
	23331	8/24 FIN IT Monthly Contract - Mileage		502-406-88040	42.00
	23331	8/24 FIN IT Monthly Contract - Mileage		503-406-88040	24.00
	23331	8/24 FIN IT Monthly Contract - Mileage		504-406-88040	2.40
76473	10/17/2024	02386	American Office Solutions, LLC		72.36
	23138	8/24 FIN Adobe Acrobat Pro		101-406-88040	2.17
	23138	8/24 FIN Adobe Acrobat Pro		501-406-88040	28.94
	23138	8/24 FIN Adobe Acrobat Pro		502-406-88040	25.33
	23138	8/24 FIN Adobe Acrobat Pro		503-406-88040	14.47
	23138	8/24 FIN Adobe Acrobat Pro		504-406-88040	1.45
76474	10/17/2024	02386	American Office Solutions, LLC		3,600.00
	23251	10/24 ADMIN IT Monthly Contract		101-401-88040	55.77
	23251	10/24 CD IT Monthly Contract		101-404-88040	71.37
	23251	10/24 ADMIN IT Monthly Contract		101-405-88040	55.77
	23251	10/24 FIN IT Monthly Contract		101-406-88040	12.47
	23251	10/24 HR IT Monthly Contract		101-408-88040	36.39
	23251	10/24 PD IT Monthly Contract		101-413-88040	1,722.19

Expense Approval Report

Payment Dates: 10/1/2024 - 10/31/2024

Payment Number	Payment Date Payable Number	Vendor # Description	Vendor Name	Account Number	Payment Amount Item Amount
	23251	10/24	FD IT Monthly Contract	101-416-88040	466.77
	23251	10/24	PW IT Monthly Contract	107-422-88040	74.12
	23251	10/24	HR IT Monthly Contract	107-422-88040	1.43
	23251	10/24	HR IT Monthly Contract	117-416-88040	8.56
	23251	10/24	HR IT Monthly Contract	501-406-88040	2.85
	23251	10/24	FIN IT Monthly Contract	501-406-88040	166.24
	23251	10/24	HR IT Monthly Contract	501-503-88040	4.28
	23251	10/24	PW IT Monthly Contract	501-503-88040	111.18
	23251	10/24	HR IT Monthly Contract	501-508-88040	4.99
	23251	10/24	PW IT Monthly Contract	501-508-88040	74.12
	23251	10/24	HR IT Monthly Contract	502-406-88040	2.85
	23251	10/24	FIN IT Monthly Contract	502-406-88040	145.46
	23251	10/24	PW IT Monthly Contract	502-510-88040	185.30
	23251	10/24	HR IT Monthly Contract	502-510-88040	4.99
	23251	10/24	FIN IT Monthly Contract	503-406-88040	83.12
	23251	10/24	HR IT Monthly Contract	503-406-88040	1.07
	23251	10/24	HR IT Monthly Contract	503-520-88040	2.14
	23251	10/24	PW IT Monthly Contract	503-520-88040	148.24
	23251	10/24	HR IT Monthly Contract	503-521-88040	0.71
	23251	10/24	PW IT Monthly Contract	503-521-88040	148.24
	23251	10/24	FIN IT Monthly Contract	504-406-88040	8.31
	23251	10/24	HR IT Monthly Contract	504-406-88040	0.36
	23251	10/24	HR IT Monthly Contract	820-610-88040	0.71
76476	10/17/2024	02386	American Office Solutions, LLC		144.80
	23242	8/1-1/31/25	FIN IT Monthly Contract - 365	101-406-88040	2.17
	23242	8/1-1/31/25	PW IT Monthly Contract - 365	107-422-88040	7.24
	23242	8/1-1/31/25	FIN IT Monthly Contract - 365	501-406-88040	28.96
	23242	8/1-1/31/25	PW IT Monthly Contract - 365	501-503-88040	10.86
	23242	8/1-1/31/25	PW IT Monthly Contract - 365	501-508-88040	7.24
	23242	8/1-1/31/25	FIN IT Monthly Contract - 365	502-406-88040	25.34
	23242	8/1-1/31/25	PW IT Monthly Contract - 365	502-510-88040	18.10
	23242	8/1-1/31/25	FIN IT Monthly Contract - 365	503-406-88040	14.48
	23242	8/1-1/31/25	PW IT Monthly Contract - 365	503-520-88040	14.48
	23242	8/1-1/31/25	PW IT Monthly Contract - 365	503-521-88040	14.48
	23242	8/1-1/31/25	FIN IT Monthly Contract - 365	504-406-88040	1.45
76477	10/17/2024	02386	American Office Solutions, LLC		652.92
	23275	10/24	ADMIN IT Monthly Contract - Backup	101-401-88040	28.81
	23275	10/24	CD IT Monthly Contract - Backup	101-404-88040	38.41
	23275	10/24	ADMIN IT Monthly Contract - Backup	101-405-88040	28.81
	23275	10/24	FIN IT Monthly Contract - Backup	101-406-88040	5.18
	23275	10/24	HR IT Monthly Contract - Backup	101-408-88040	19.59
	23275	10/24	HR IT Monthly Contract - Backup	107-422-88040	0.77
	23275	10/24	PW IT Monthly Contract - Backup	107-422-88040	34.57
	23275	10/24	HR IT Monthly Contract - Backup	117-416-88040	4.61
	23275	10/24	FIN IT Monthly Contract - Backup	501-406-88040	69.13
	23275	10/24	HR IT Monthly Contract - Backup	501-406-88040	1.54
	23275	10/24	HR IT Monthly Contract - Backup	501-503-88040	2.30
	23275	10/24	PW IT Monthly Contract - Backup	501-503-88040	51.85
	23275	10/24	PW IT Monthly Contract - Backup	501-508-88040	34.57
	23275	10/24	HR IT Monthly Contract - Backup	501-508-88040	2.69
	23275	10/24	HR IT Monthly Contract - Backup	502-406-88040	1.54
	23275	10/24	FIN IT Monthly Contract - Backup	502-406-88040	60.49
	23275	10/24	PW IT Monthly Contract - Backup	502-510-88040	86.42
	23275	10/24	HR IT Monthly Contract - Backup	502-510-88040	2.69
	23275	10/24	FIN IT Monthly Contract - Backup	503-406-88040	34.57
	23275	10/24	HR IT Monthly Contract - Backup	503-406-88040	0.58
	23275	10/24	PW IT Monthly Contract - Backup	503-520-88040	69.13
	23275	10/24	HR IT Monthly Contract - Backup	503-520-88040	1.15

Expense Approval Report

Payment Dates: 10/1/2024 - 10/31/2024

Payment Number	Payment Date Payable Number	Vendor # Description	Vendor Name	Account Number	Payment Amount Item Amount
	23275	10/24 HR IT Monthly Contract - Backup		503-521-88040	0.38
	23275	10/24 PW IT Monthly Contract - Backup		503-521-88040	69.11
	23275	10/24 FIN IT Monthly Contract - Backup		504-406-88040	3.46
	23275	10/24 HR IT Monthly Contract - Backup		504-406-88040	0.19
	23275	10/24 HR IT Monthly Contract - Backup		820-610-88040	0.38
76479	10/17/2024	1112	Billingsley Tire Service		3,715.62
	296520	9/24 FD AC Maintenance for M254		117-416-84060	493.35
	296680	9/24 PW Tire Repair for #44		107-422-84060	86.99
	296680	9/24 PW Tire Repair for #44		501-508-84060	86.99
	296680	9/24 PW Tire Repair for #44		502-510-84060	86.99
	296680	9/24 PW Tire Repair for #44		503-521-84060	86.98
	296710	9/24 PD Brakes for C27		101-413-84060	211.81
	296725	9/24 PD Bad Tensioner for C15		101-413-84060	140.00
	296726	9/24 PD ABS for C18		101-413-84060	1,532.14
	296741	9/24 PW New Tires for #70		101-440-84060	255.79
	296741	9/24 PW New Tires for #70		107-422-84060	255.78
	296764	9/24 PD Tires & Valve Stem for C2		101-413-84060	448.80
	296800	10/24 PD Tire Repair for C18		101-413-84060	30.00
76480	10/17/2024	1212	City of Sanger		3,107.30
	IGT70-Coalinga	10/24 FD Health Mgmt IGT Consulting (July-Sept 24)		117-416-88100	3,107.30
76481	10/17/2024	02948	Coalinga Fire Department		2,618.00
	20241014	10/24 CPR Training		101-413-86010	2,618.00
76482	10/17/2024	1224	Coalinga Hardware		185.04
	829296	10/24 PD Misc Tools		101-413-70440	15.52
	829307	10/24 PW Wasp Killer Spray		101-440-84050	17.44
	829334	10/24 PW Tape Measure, White Marker & Red Crayo		101-440-70060	29.90
	829334	10/24 PW Wasp Spray		107-422-84050	25.96
	829358	10/24 FD Cleaning Supplies		101-416-70450	28.97
	829371	10/24 FD New Station Flag		101-416-70450	36.22
	829372	10/24 FD Station Supplies		101-416-70450	15.51
	829373	10/24 PW Hose Bibb Brass for Gazebo		101-440-84050	15.52
76483	10/17/2024	1225	Coalinga Huron Unified School District		39.36
	0009359	10/24 FD Open House Posters		101-416-70050	39.36
76484	10/17/2024	1271	DataProse, Inc.		7,745.86
	DP2403035	Postage		501-406-70030	1,854.03
	DP2403035	Monthly Service Fee		501-406-70040	30.00
	DP2403035	5/24 Regular Bills		501-406-70040	431.84
	DP2403035	NCOALINK		501-406-70040	8.00
	DP2403035	NCOALINK		501-406-70040	8.00
	DP2403035	4/24 Regular Bills		501-406-70040	433.65
	DP2403035	Search & Viewbill		501-406-70040	27.13
	DP2403035	Turf Replacement		501-406-70040	39.26
	DP2403035	Search & Viewbill		501-406-70040	27.02
	DP2403035	Search & Viewbill Annual Fee		501-406-70040	200.00
	DP2403035	SB 1383 Information Guide		501-406-70040	39.41
	DP2403035	Postage		502-406-70030	1,622.28
	DP2403035	Search & Viewbill Annual Fee		502-406-70040	175.00
	DP2403035	Turf Replacement		502-406-70040	34.35
	DP2403035	Monthly Service Fee		502-406-70040	26.25
	DP2403035	Search & Viewbill		502-406-70040	23.74
	DP2403035	Search & Viewbill		502-406-70040	23.64
	DP2403035	NCOALINK		502-406-70040	7.00
	DP2403035	NCOALINK		502-406-70040	7.00
	DP2403035	4/24 Regular Bills		502-406-70040	379.44
	DP2403035	SB 1383 Information Guide		502-406-70040	34.49

Expense Approval Report

Payment Dates: 10/1/2024 - 10/31/2024

Payment Number	Payment Date Payable Number	Vendor # Description	Vendor Name	Account Number	Payment Amount Item Amount
	DP2403035	5/24 Regular Bills		502-406-70040	377.86
	DP2403035	Postage		503-406-70030	1,066.07
	DP2403035	4/24 Regular Bills		503-406-70040	249.35
	DP2403035	Search & Viewbill Annual Fee		503-406-70040	115.00
	DP2403035	SB 1383 Information Guide		503-406-70040	22.66
	DP2403035	NCOALINK		503-406-70040	4.60
	DP2403035	Search & Viewbill		503-406-70040	15.54
	DP2403035	NCOALINK		503-406-70040	4.60
	DP2403035	Search & Viewbill		503-406-70040	15.60
	DP2403035	Monthly Service Fee		503-406-70040	17.25
	DP2403035	Turf Replacement		503-406-70040	22.57
	DP2403035	5/24 Regular Bills		503-406-70040	248.31
	DP2403035	Postage		504-406-70030	92.70
	DP2403035	4/24 Regular Bills		504-406-70040	21.68
	DP2403035	NCOALINK		504-406-70040	0.34
	DP2403035	NCOALINK		504-406-70040	0.34
	DP2403035	Search & Viewbill		504-406-70040	1.36
	DP2403035	5/24 Regular Bills		504-406-70040	21.59
	DP2403035	Search & Viewbill		504-406-70040	1.47
	DP2403035	Monthly Service Fee		504-406-70040	1.50
	DP2403035	SB 1383 Information Guide		504-406-70040	1.97
	DP2403035	Turf Replacement		504-406-70040	1.97
	DP2403035	Search & Viewbill Annual Fee		504-406-70040	10.00
76487	10/17/2024	1271	DataProse, Inc.		7,405.75
	DP2404098	Postage		501-406-70030	1,997.45
	DP2404098	NCOALINK		501-406-70040	7.20
	DP2404098	Monthly Service Fee		501-406-70040	30.00
	DP2404098	Search & Viewbill		501-406-70040	27.10
	DP2404098	Search & Viewbill		501-406-70040	27.10
	DP2404098	7/24 Regular Bills		501-406-70040	433.18
	DP2404098	6/24 Regular Bills		501-406-70040	433.08
	DP2404098	NCOALINK		501-406-70040	7.20
	DP2404098	Postage		502-406-70030	1,747.77
	DP2404098	Monthly Service Fee		502-406-70040	26.25
	DP2404098	Search & Viewbill		502-406-70040	23.71
	DP2404098	Search & Viewbill		502-406-70040	23.71
	DP2404098	7/24 Regular Bills		502-406-70040	379.03
	DP2404098	6/24 Regular Bills		502-406-70040	378.94
	DP2404098	NCOALINK		502-406-70040	6.30
	DP2404098	NCOALINK		502-406-70040	6.30
	DP2404098	Postage		503-406-70030	1,148.53
	DP2404098	Search & Viewbill		503-406-70040	15.58
	DP2404098	Search & Viewbill		503-406-70040	15.58
	DP2404098	Monthly Service Fee		503-406-70040	17.25
	DP2404098	6/24 Regular Bills		503-406-70040	249.02
	DP2404098	7/24 Regular Bills		503-406-70040	249.08
	DP2404098	NCOALINK		503-406-70040	4.14
	DP2404098	NCOALINK		503-406-70040	4.14
	DP2404098	Postage		504-406-70030	99.87
	DP2404098	Search & Viewbill		504-406-70040	1.35
	DP2404098	Search & Viewbill		504-406-70040	1.36
	DP2404098	Monthly Service Fee		504-406-70040	1.50
	DP2404098	6/24 Regular Bills		504-406-70040	21.65
	DP2404098	7/24 Regular Bills		504-406-70040	21.66
	DP2404098	NCOALINK		504-406-70040	0.38
	DP2404098	NCOALINK		504-406-70040	0.34
76490	10/17/2024	1271	DataProse, Inc.		6,757.25
	DP2401456	Postage		501-406-70030	1,856.52



Expense Approval Report

Payment Dates: 10/1/2024 - 10/31/2024

Payment Number	Payment Date Payable Number	Vendor # Description	Vendor Name	Account Number	Payment Amount Item Amount
	DP2401456	NCOALINK		501-406-70040	7.00
	DP2401456	NCOALINK		501-406-70040	7.00
	DP2401456	Credit		501-406-70040	-158.11
	DP2401456	Monthly Service Fee		501-406-70040	30.00
	DP2401456	Search & Viewbill		501-406-70040	27.14
	DP2401456	Search & Viewbill		501-406-70040	27.10
	DP2401456	2024 Spring Clean Up Insert		501-406-70040	39.42
	DP2401456	1/24 Regular Bills		501-406-70040	433.08
	DP2401456	2/24 Regular Bills		501-406-70040	433.76
	DP2401456	Postage		502-406-70030	1,624.46
	DP2401456	Search & Viewbill		502-406-70040	23.75
	DP2401456	1/24 Regular Bills		502-406-70040	378.94
	DP2401456	NCOALINK		502-406-70040	6.13
	DP2401456	NCOALINK		502-406-70040	6.13
	DP2401456	Search & Viewbill		502-406-70040	23.71
	DP2401456	Credit		502-406-70040	-138.34
	DP2401456	2/24 Regular Bills		502-406-70040	379.54
	DP2401456	2024 Spring Clean Up Insert		502-406-70040	34.49
	DP2401456	Monthly Service Fee		502-406-70040	26.25
	DP2401456	Postage		503-406-70030	1,067.50
	DP2401456	1/24 Regular Bills		503-406-70040	249.02
	DP2401456	NCOALINK		503-406-70040	4.03
	DP2401456	NCOALINK		503-406-70040	4.03
	DP2401456	Credit		503-406-70040	-90.91
	DP2401456	Monthly Service Fee		503-406-70040	17.25
	DP2401456	2024 Spring Clean Up Insert		503-406-70040	22.67
	DP2401456	Search & Viewbill		503-406-70040	15.60
	DP2401456	2/24 Regular Bills		503-406-70040	249.41
	DP2401456	Search & Viewbill		503-406-70040	15.58
	DP2401456	Postage		504-406-70030	92.83
	DP2401456	2/24 Regular Bills		504-406-70040	21.69
	DP2401456	1/24 Regular Bills		504-406-70040	21.65
	DP2401456	NCOALINK		504-406-70040	0.32
	DP2401456	2024 Spring Clean Up Insert		504-406-70040	1.97
	DP2401456	Credit		504-406-70040	-7.91
	DP2401456	Monthly Service Fee		504-406-70040	1.50
	DP2401456	NCOALINK		504-406-70040	0.34
	DP2401456	Search & Viewbill		504-406-70040	1.35
	DP2401456	Search & Viewbill		504-406-70040	1.36
76493	10/17/2024	1271	DataProse, Inc.		75.00
	DP2404624	9/24 FIN Monthly Service Fee		501-406-70040	30.00
	DP2404624	9/24 FIN Monthly Service Fee		502-406-70040	26.25
	DP2404624	9/24 FIN Monthly Service Fee		503-406-70040	17.25
	DP2404624	9/24 FIN Monthly Service Fee		504-406-70040	1.50
76494	10/17/2024	02771	DG Construction, Inc.		213,060.54
	0009366	10/24 PW Pleasant St Pavement Ret #1		127-000-10003	-3,251.97
	0009366	10/24 PW Pleasant St Pavement Progress #1		127-422-98907	65,039.53
	0009366	10/24 PW Pleasant St Pavement Ret #1		501-000-10003	-448.55
	0009366	10/24 PW Pleasant St Pavement Progress #1		501-508-98907	8,970.97
	0009366	10/24 PW Pleasant St Pavement Ret #1		503-000-10003	-7,513.19
	0009366	10/24 PW Pleasant St Pavement Progress #1		503-521-98907	150,263.75
76495	10/17/2024	02667	Enterprise FM Trust		5,355.98
	633291-100424	10/24 PW Vehicle Lease Charge		501-508-98040	1,785.33
	633291-100424	10/24 PW Vehicle Lease Charge		502-510-98040	1,785.33
	633291-100424	10/24 PW Vehicle Lease Charge		503-521-98040	1,785.32

Expense Approval Report

Payment Dates: 10/1/2024 - 10/31/2024

Payment Number	Payment Date Payable Number	Vendor # Description	Vendor Name	Account Number	Payment Amount Item Amount
76496	10/17/2024 0027011-IN	1355 10/24 PW Depolarization Survey	Farwest Corrosion	502-510-88100	6,970.00 6,970.00
76497	10/17/2024 CALEM51259 CALEM51259	1356 10/24 FD Veh Maintenance & Cleaning Supplies 10/24 FD Veh Maintenance & Cleaning Supplies	Fastenal Company	101-416-70450 101-416-84060	479.08 387.24 91.84
76498	10/17/2024 934	02375 9/24 PW Solar Light Airport Entrance	Fonroche Lighting America	127-422-98040	7,430.00 7,430.00
76499	10/17/2024 0009362 0009362	02947 8/24 Electrical Permit Issuance CR 8/24 Residential Solar CR	Freedom Forever CA, LLC	101-400-42050 101-400-42130	135.92 47.12 88.80
76500	10/17/2024 9953	1403 10/24 EDC Membership Fees FY 24-25	Fresno County EDC	101-405-86030	6,000.00 6,000.00
76501	10/17/2024 8264 8265 8266 8267 8268 8268 8269 8270 8270 8270	1450 9/24 WP Center of Bilogocial Diversity vs USBR CAF 9/24 City Clerk City Attorney Fees 9/24 City Council City Attorney Fees 9/24 City Manager City Attorney Fees 9/24 City Svcs City Attorney Fees (Animal Shelter) 9/24 City Svcs City Attorney Fees (Solar Lighting) 9/24 HR City Attorney Fees 9/24 Planning Dept City Attorney Fees (AS) 9/24 Planning Dept City Attorney Fees (WRB) 9/24 Planning Dept City Attorney Fees (WWRB)	Griswold, LaSalle, Cobb, Dowd, and Gin, LLP	501-503-88010 101-401-88010 101-401-88010 101-401-88010 307-401-98579 501-503-88010 101-401-88010 307-401-98579 501-503-88010 503-520-88010	3,870.40 48.33 497.91 1,597.62 765.00 184.88 42.50 600.83 48.33 42.50 42.50
76502	10/17/2024 21132	1523 10/24 PD Meal Advance (10/23-10/26/24) - Fairbank	Jeremy Fairbanks	101-413-86010	279.00 279.00
76503	10/17/2024 20725	1545 10/24 FD Meal Advance 10/21-10/24/24 - J. Milligan	Justin Milligan	101-416-86010	301.00 301.00
76504	10/17/2024 50248762 50248762	1553 9/24 PW Parts for #71 9/24 PW Parts for #71	Keller Ford	101-440-84060 107-422-84060	668.80 334.40 334.40
76505	10/17/2024 64905 64905 65235 65235	1565 8/24 PW Signs - No Dumping & Gasline 8/24 PW Signs - No Dumping & Gasline 8/24 PW Signs - No Dumping/Gasline 8/24 PW Signs - No Dumping/Gasline	KRC Safety Co., Inc.	107-422-70130 502-510-70130 107-422-70130 502-510-70130	1,537.13 212.56 212.56 556.00 556.01
76506	10/17/2024 1518337 1518781	1593 10/24 FD Medical Supplies 10/24 FD Medical Supplies	Life Assist, Inc.	117-416-75000 117-416-75000	1,674.57 1,578.57 96.00
76507	10/17/2024 001050000680 001050000683 001050000729-1 001050000812	02329 10/24 WP WTP Operations Plan in Assoc w/TTHM 10/24 WP Filter Beds 10/24 WP Derrick Reservoir Ph 2 10/24 WP Chlorine Room Improvement	Michael K. Nunley & Associates, Inc.	501-503-98441 501-503-98441 501-503-98441 501-503-98441	10,369.97 5,112.50 1,046.48 528.00 3,682.99
76508	10/17/2024 4316-100397 4316-100415 4316-100554 4316-100554 4316-100555 4316-100663 4316-101346	1692 9/24 PD Blower Motor for C16 9/24 PD Cabin Filter for C16 10/24 PW Service Maintenance for #71 10/24 PW Service Maintenance for #71 10/24 PD Prius 1 Maintenance 10/24 SVC Screw Bit Set 10/24 PW Battery for Backhoe #79	O'Reilly Automotive, Inc.	101-413-84060 101-413-84060 101-440-84060 107-422-84060 101-413-84060 101-431-70060 501-508-84060	1,850.17 67.13 10.25 30.49 30.49 61.83 18.51 79.60

Expense Approval Report

Payment Dates: 10/1/2024 - 10/31/2024

Payment Number	Payment Date Payable Number	Vendor # Description	Vendor Name	Account Number	Payment Amount Item Amount
	4316-101346	10/24 PW Battery for Backhoe #79		502-510-84060	79.60
	4316-101346	10/24 PW Battery for Backhoe #79		503-521-84060	79.60
	4316-101409	10/24 SVC Shop Supplies		101-431-70150	77.60
	4316-101509	10/24 PD Vehicle Maintenance for C18		101-413-84060	89.77
	4316-101557	10/24 PW Wash Soap for Truck		501-508-84060	3.45
	4316-101557	10/24 PW Wash Soap for Truck		502-510-84060	3.45
	4316-101557	10/24 PW Wash Soap for Truck		503-521-84060	3.44
	4316-484007	4/24 PD Shocks for C234		101-413-84060	164.64
	4316-484436	5/24 FD Heater Core for M254		117-416-84060	146.73
	4316-495072	8/24 PD Oil & Filter for C228		101-413-84060	78.93
	4316-495073	8/24 PD Vehicle Maintenance for C27		101-413-84060	95.84
	4316-495095	8/24 PD AC Seal Kit for C20		101-413-84060	26.91
	4316-495172	8/24 PD Brake Pads for #C16		101-413-84060	129.14
	4316-497636	9/24 PD Brake Fluid for C27		101-413-84060	7.07
	4316-499707	9/24 PD Vehicle Maintenance for C234		101-413-84060	132.66
	4316-499765	9/24 SVC Fuse		101-431-70150	34.86
	4316-499798	9/24 PD Wiper Blades for C234		101-413-84060	59.85
	4316-499813	9/24 PD Vehicle Maintenance for C16		101-413-84060	65.13
	4316-499924	9/24 PW Hydro Filter for New Backhoe		501-508-84060	36.16
	4316-499924	9/24 PW Hydro Filter for New Backhoe		502-510-84060	36.16
	4316-499924	9/24 PW Hydro Filter for New Backhoe		503-521-84060	36.16
	4316-499966	9/24 PD Vehicle Maintenance for C1		101-413-84060	123.33
	4316-499967	9/24 SVC Gloves & Shop Towels		101-431-70060	41.39
76510	10/17/2024 0009360	1721 9/24 PW Elm/Cambridge Signal (9389051722-5)	PG&E	110-424-72021	118.87 118.87
76511	10/17/2024 0009367	1722 7053841272 300 W Elm FD Lights	PG&E 1533-5	101-416-72020	172,054.56 4,068.55
	0009367	705841037 7th & Elm FD Horn		101-416-72020	68.93
	0009367	705841037 7th & Elm FD Horn CR		101-416-72020	-55.17
	0009367	7053841516 PD/Jail/City Hall		101-432-72020	11,128.29
	0009367	795617993 240 N 6th St CR		101-432-72020	-55.17
	0009367	795617993 240 N 6th St		101-432-72020	2,788.36
	0009367	7053841565 NW Cor Phelps-Airport Lights CR		101-435-72020	-55.17
	0009367	7053841771 27500 Phelps Ave Ste 1		101-435-72020	135.42
	0009367	7053841899 27500 Phelps Ave Ste 19 CR		101-435-72020	-55.17
	0009367	7053841771 27500 Phelps Ave Ste 1 CR		101-435-72020	-55.17
	0009367	7053841899 27500 Phelps Ave Ste 19		101-435-72020	34.08
	0009367	7053841565 NW Cor Phelps-Airport Lights		101-435-72020	1,468.51
	0009367	7053841921 Sunset & Washington-Wtr Ftn CR		101-440-72011	-55.17
	0009367	7054189141 Sunset & 5th Ave		101-440-72011	10.52
	0009367	7053841936 408 S 5th Lynch Park CR		101-440-72011	-55.17
	0009367	7053841177 300 Coalinga Plaza - Pedestal Frame Par		101-440-72011	15.65
	0009367	7054189141 Sunset & 5th Ave CR		101-440-72011	-55.17
	0009367	7053841050 5th & Cedar Tower Clock CR		101-440-72011	-55.17
	0009367	7053841936 408 S 5th Lynch Park		101-440-72011	14.58
	0009367	7053841050 5th & Cedar Tower Clock		101-440-72011	60.43
	0009367	7053841921 Sunset & Washington-Wtr Ftn		101-440-72011	65.53
	0009367	7053841026 160W Elm Arpt 3144 Term Bldg		110-424-72021	316.43
	0009367	7053841848 SE Juniper Rdg Sprinklers		110-424-72021	33.53
	0009367	7053841365 Longhollow & Echo Canyon		110-424-72021	21.04
	0009367	7058903139 Tache Way & Warthan St		110-424-72021	19.80
	0009367	7053841881 140 E Durian Prkg Lot Lights		110-424-72021	26.10
	0009367	7053841349 160 W Elm		110-424-72021	25.68
	0009367	7053841842 350 El Rancho Blvd Irrigation Ctrl		110-424-72021	10.53
	0009367	7053841014 160W Elm Arpt 3144 Term Bldg		110-424-72021	22.44
	0009367	7053841501 410 El Rancho Blvd		110-424-72021	33.64
	0009367	7053841379 Polk & Forest Ave		110-424-72021	80.78
	0009367	3249826069 TR 4492 Fox Hollow II		110-424-72021	77.03

Expense Approval Report

Payment Dates: 10/1/2024 - 10/31/2024

Payment Number	Payment Date Payable Number	Vendor # Description	Vendor Name	Account Number	Payment Amount Item Amount
0009367		7055180510 Forest Ave Btwn 3rd St & 5th St		110-424-72021	59.38
0009367		3443128372 TR 5246 Phase I Stallion Sprg Sac & Frs		110-424-72021	56.51
0009367		7053841429 TR 5339 Dorothy Allen Est		110-424-72021	408.52
0009367		7053841990 160 W Elm		110-424-72021	22.44
0009367		7053841694 160 W Elm		110-424-72021	33.65
0009367		7053841913 N/S Valley St Lights		110-424-72021	51.38
0009367		3443128611 TR 4492 Fox Hollow II @ Frst & Cox		110-424-72021	51.35
0009367		7053841661 Forest & 5th		110-424-72021	13.91
0009367		7053986207 Warthan Place Ph 2		110-424-72021	13.44
0009367		7053841439 Phelps & La Cuesta		110-424-72021	12.99
0009367		3443128775 TR 5208 Spano Ent Posa Chanet		110-424-72021	12.84
0009367		7053841023 Monterey & Tyler Clock		110-424-72021	10.69
0009367		7053841485 Washington & Fresno		110-424-72021	10.69
0009367		7053841538 160 W Elm Street Light Inv Proj		110-424-72021	50.02
0009367		7053841206 Crn Posa & San Sim Lift Station		110-424-72021	10.66
0009367		7053841204 SE Crn 1st & Forest Landscap Trees		110-424-72021	10.52
0009367		7053841619 Monterey & Tyler		110-424-72021	10.52
0009367		7053841909 200 El Rancho Blvd Irrigation Crtl		110-424-72021	10.52
0009367		7054518044 Coolidge N Hachman		110-424-72021	10.27
0009367		7050007234 Coolidge N Hachman		110-424-72021	10.27
0009367		7053841979 City Yard CR		110-424-72021	-13.79
0009367		7053841791 745 W Forest Ave Landscape		110-424-72021	10.52
0009367		7053841505 Cambridge & Elm Hwy 198		110-424-72021	290.89
0009367		7053841023 Monterey & Tyler Clock CR		110-424-72021	-55.17
0009367		7053841016 160W Elm Arpt 3144 Term Bldg		110-424-72021	959.84
0009367		7053841008 160W Elm Arpt 3144 Term Bldg		110-424-72021	3,095.69
0009367		705381308 Van Ness & Elm		110-424-72021	67.40
0009367		7053841791 745 W Forest Ave Landscape CR		110-424-72021	-55.17
0009367		7053841842 350 El Rancho Blvd Irrigation Crtl CR		110-424-72021	-55.17
0009367		7053841848 SE Juniper Rdg Sprinklers CR		110-424-72021	-55.17
0009367		7053841204 SE Crn 1st & Forest Landscap Trees CR		110-424-72021	-55.17
0009367		7053841002 160W Elm Arpt 3144 Term Bldg		110-424-72021	1,131.40
0009367		7053841439 Phelps & La Cuesta CR		110-424-72021	-55.17
0009367		7053841485 Washington & Fresno		110-424-72021	-55.17
0009367		7053841619 Monterey & Tyler CR		110-424-72021	-55.17
0009367		7053841909 200 El Rancho Blvd Irrigation Crtl CR		110-424-72021	-55.17
0009367		7053841177 300 Coalinga Plaza - Pedestal Frame CR		110-424-72021	-55.17
0009367		7053841157 240 W Elm Storage Bldg CR		110-424-72021	-55.17
0009367		3289090333 260 1/2 Cambridge Ave CR		110-424-72021	-55.17
0009367		7053841365 Longhollow & Echo Canyon CR		110-424-72021	-55.17
0009367		7053841881 140 E Durian Prkg Lot Lights CR		110-424-72021	-55.17
0009367		7053841501 410 El Rancho Blvd CR		110-424-72021	-55.17
0009367		3443128925 TR 5140 Sandalwood Const Jayne & Wil		110-424-72021	138.68
0009367		9713313248 25 1/2 W polk Traffic Control		110-424-72021	140.10
0009367		7053841206 Crn Posa & San Sim Lift Station CR		110-424-72021	-55.17
0009367		3443128041 TR 5246 Phase II Stallion Spr		110-424-72021	151.52
0009367		7055365996 Elm & Second		110-424-72021	141.91
0009367		7053841555 TR 5451 Warthan & Meadows		110-424-72021	888.51
0009367		7053841157 240 W Elm Storage Bldg		110-424-72021	587.89
0009367		7053841979 City Yard		110-424-72021	286.73
0009367		7053841253 Cambridge & Joaquin		110-424-72021	218.27
0009367		7053841244 TR 5344 Promontory Point		110-424-72021	213.25
0009367		3289090333 260 1/2 Cambridge Ave		110-424-72021	133.05
0009367		3443128411 TR 5208 Spano Ent Posa Chanet		110-424-72021	118.16
0009367		7051816617 Jayne Ave Willow Springs		110-424-72021	113.39
0009367		7053841535 160 W Elm Street Light Inv Proj		110-424-72021	81.37
0009367		7050256422 6th & Durian		110-424-72021	103.66
0009367		7053841534 160 W Elm Street Light Inv Proj		110-424-72021	103.66
0009367		7053841536 160 W Elm Street Light Inv Proj		110-424-72021	102.15

Expense Approval Report

Payment Dates: 10/1/2024 - 10/31/2024

Payment Number	Payment Date Payable Number	Vendor # Description	Vendor Name	Account Number	Payment Amount Item Amount
0009367		1638874976 25 1/2 W Polk		110-424-72021	100.75
0009367		7053841004 160W Elm Arpt 3144 Term Bldg		110-424-72021	172.53
0009367		7053841022 160W Elm Arpt 3144 Term Bldg		110-424-72021	165.39
0009367		7053841397 Cambridge & Elm Hwy 198		110-424-72021	162.50
0009367		7058160009 N/S of Phelps Ave (West of Posa Chanet		110-424-72021	154.75
0009367		3443128591 City Sunset St Project PM#30257800		110-424-72021	105.31
0009367		7053841684 NW NW 11 20 15 Water Dept CR		501-503-72020	-55.17
0009367		7056027714 NE 11 20 15 CR		501-503-72020	-55.17
0009367		7053841615 SW SW SW 18 20 16 Reservoir CR		501-503-72020	-55.17
0009367		7053841131 SW Crn Gale & Derrick Wtr Mtr CR		501-503-72020	-55.17
0009367		7053841518 NW NW 31 20 16 Chlorine Booster CR		501-503-72020	-55.17
0009367		7053841864 NE SW 31 20 15 Water Ctrl CR		501-503-72020	-55.17
0009367		7053848556 25034 Palmer Ave		501-503-72020	113,644.79
0009367		7053841171 SW SW 7 20 15 Booster Station		501-503-72020	200.90
0009367		7053841036 NE SW 26 19 15 Booster Station		501-503-72020	3,187.59
0009367		7053841131 SW Crn Gale & Derrick Wtr Mtr		501-503-72020	10.55
0009367		7053841864 NE SW 31 20 15 Water Ctrl		501-503-72020	30.31
0009367		7053841615 SW SW SW 18 20 16 Reservoir		501-503-72020	31.96
0009367		7053841684 NW NW 11 20 15 Water Dept		501-503-72020	51.79
0009367		7056027714 NE 11 20 15		501-503-72020	199.16
0009367		7053841518 NW NW 31 20 16 Chlorine Booster		501-503-72020	22.06
0009367		7053841979 City Yard CR		501-508-72020	-13.80
0009367		7053841979 City Yard		501-508-72020	286.74
0009367		7053841123 Cherry Ln CR		502-510-72020	-55.17
0009367		7053841358 College Alley S Side Cat Pro CR		502-510-72020	-55.17
0009367		7053841243 Pine Alley CR		502-510-72020	-55.17
0009367		7053841312 Thompson Btwn Valley & Polk CR		502-510-72020	-55.17
0009367		7053841066 NE Crn Harvard & College CR		502-510-72020	-55.17
0009367		7053841574 Coalinga Alley Madison & Mont CR		502-510-72020	-55.17
0009367		7053841466 Fres Alley Tyler & Polk CR		502-510-72020	-55.17
0009367		7053841697 Baker Alley CR		502-510-72020	-55.17
0009367		7053841783 California Alley CR		502-510-72020	-55.17
0009367		7053841102 N end of Malple St CR		502-510-72020	-55.17
0009367		7053841979 City Yard CR		502-510-72020	-13.79
0009367		7053841466 Fres Alley Tyler & Polk		502-510-72020	10.52
0009367		7053841697 Baker Alley		502-510-72020	15.02
0009367		7053841657 Behind 595 Roosevelt Alley Light CR		502-510-72020	-55.17
0009367		7053841783 California Alley		502-510-72020	84.98
0009367		7053841361 Alley S Pleasant & E Warthan		502-510-72020	78.35
0009367		7053841361 Alley S Pleasant & E Warthan CR		502-510-72020	-55.17
0009367		7053841574 Coalinga Alley Madison & Mont		502-510-72020	70.37
0009367		7053841358 College Alley S Side Cat Pro		502-510-72020	76.07
0009367		7053841312 Thompson Btwn Valley & Polk		502-510-72020	59.11
0009367		7053841066 NE Crn Harvard & College		502-510-72020	34.78
0009367		7053841243 Pine Alley		502-510-72020	101.25
0009367		7053841123 Cherry Ln		502-510-72020	102.82
0009367		7053841657 Behind 595 Roosevelt Alley Light		502-510-72020	66.13
0009367		7053841102 N end of Malple St		502-510-72020	65.10
0009367		7053841979 City Yard		502-510-72020	286.73
0009367		7056603692 SE 33 20 15 WWP		503-520-72020	2,972.71
0009367		7052100780 NE SE 33 20 15 WWP		503-520-72020	20,580.68
0009367		7053841979 City Yard		503-521-72020	286.73
0009367		7053841194 Sewer Lift Pump Echo CR		503-521-72020	-55.17
0009367		7053841845 Sewer Lift Station Polk		503-521-72020	178.81
0009367		7053841194 Sewer Lift Pump Echo		503-521-72020	443.44
0009367		7053841328 Sewer Lift Pump P/L CR		503-521-72020	-55.17
0009367		7053841328 Sewer Lift Pump P/L		503-521-72020	127.72
0009367		7053841979 City Yard CR		503-521-72020	-13.79
0009367		7053841845 Sewer Lift Station Polk CR		503-521-72020	-55.17

Expense Approval Report

Payment Dates: 10/1/2024 - 10/31/2024

Payment Number	Payment Date Payable Number	Vendor # Description	Vendor Name	Account Number	Payment Amount Item Amount
	0009367	7053841367 Sewer Lift Station Kim		503-521-72020	59.86
	0009367	7053841367 Sewer Lift Station Kim CR		503-521-72020	-55.17
76522	10/17/2024 60282	02502 10/24 WP Annexation of City Owned Properties w/	Rincon Consultants, Inc.	501-503-88100	7,744.75 7,744.75
76523	10/17/2024 COLADM Sep-24	1821 9/24 Loan Servicing Fees	Self Help Enterprises	815-609-88100	234.00 234.00
76524	10/17/2024 8008478100	02694 9/24 FD Hazardous Waste	Stericycle, Inc.	117-416-75000	177.54 177.54
76525	10/17/2024 204148	02099 10/24 PW ATP6 Trails - Los Gatos Bridge - ENV	SWCA Environmental Consultants	305-422-98905	1,380.57 1,380.57
76526	10/17/2024 0009363	02906 10/24 PD Mileage Reimb - T. May	Theo May	101-413-86010	855.45 855.45
76527	10/17/2024	02846	T-MOBILE USA INC		854.32
	0009358	559-403-5436 G. DuPuis		101-416-72030	43.74
	0009358	559-307-0058 Mobile Internet M252		101-416-72030	32.80
	0009358	559-307-0057 Mobile Internet M251		101-416-72030	32.80
	0009358	559-929-6850 IPad B173		101-416-72030	21.14
	0009358	559-929-2524 IPad E171		101-416-72030	21.14
	0009358	559-929-2286 IPad BR371		101-416-72030	21.14
	0009358	559-929-2285 IPad B172		101-416-72030	21.14
	0009358	559-403-5177 Mobile Internet Prevention Tablet		101-416-72030	21.14
	0009358	559-403-3702 Mobile INternet Fire Chief Tablet		101-416-72030	21.14
	0009358	559-307-0079 Mobile Internet B171 IPad		101-416-72030	21.14
	0009358	559-307-0078 Mobile Internet C170 IPad		101-416-72030	21.14
	0009358	559-307-0077 Mobile Internet E171/L171 IPad		101-416-72030	21.14
	0009358	559-307-0076 Mobile Internet Medic Unit IPad 3		101-416-72030	21.14
	0009358	559-307-0075 Mobile Internet Medic Unit IPad 2		101-416-72030	21.14
	0009358	559-307-0074 Mobile Internet Medic Unit IPad 1		101-416-72030	21.14
	0009358	559-307-0067 Mobile INternet M254		101-416-72030	32.80
	0009358	559-307-0066 Mobile Internet M256		101-416-72030	32.80
	0009358	559-307-0073 Mobile Internet Medic Unit IPad 4		101-416-72030	21.14
	0009358	559-307-0068 Mobile Internet E171		101-416-72030	32.80
	0009358	559-307-0069 Mobile Internet Engine 172		101-416-72030	32.80
	0009358	559-601-9658 Mobile Internet M252		101-416-72030	43.74
	0009358	559-601-9391 J. Milligan		101-416-72030	43.74
	0009358	559-601-9359 K. Krider		101-416-72030	43.74
	0009358	559-601-6245 M. Soto		101-416-72030	43.74
	0009358	559-307-0070 Mobile Internet Brush 371		101-416-72030	32.80
	0009358	559-307-0072 Mobile Internet Patrol 172		101-416-72030	32.80
	0009358	559-307-0065 Mobile Internet L171		101-416-72030	32.80
	0009358	559-307-0059 Mobile Internet M255		101-416-72030	32.80
	0009358	559-307-0060 Mobile Internet M253		101-416-72030	32.80
76529	10/17/2024	1935	Tri City Engineering		106,380.00
	2889-10-ROW	10/24 PW CMAQ NW Trails (Multi-Use) Seg 1,2,13,1		305-422-98974	425.00
	2889-31	10/24 PW CMAQ NW Multi-Use Trail -PE Seg 1,2,13,		305-422-98974	11,625.00
	2964-04-ROW	10/24 PW ATP5 - CMAQ East Polk St Bike/Ped Conne		305-422-98975	1,500.00
	2964-08	10/24 PW ATP5 - CMAQ East Polk St Bike/Ped Conne		305-422-98975	14,051.25
	2965-08	10/24 PW Coalinga Pacific Apts - TRA		310-422-98581	1,785.00
	2966-10	10/24 PW Coalinga Pacific Apts - STI		310-422-98581	13,492.50
	2968-19	10/24 PW Phelps Ave Improvement - Phase II		305-422-98902	960.00
	30085-03	10/24 PW Pleasant Ave Sewer Main Reconstruction-		127-422-98907	1,264.40
	30085-03	10/24 PW Pleasant Ave Sewer Main Reconstruction-		501-508-98907	174.40
	30085-03	10/24 PW Pleasant Ave Sewer Main Reconstruction-		503-521-98907	2,921.20
	3012-06	10/24 CD TPM 22-02 Anderson (Elm & El Rancho)		101-404-86500	170.00
	3029-04	10/24 PW Sacramento -Warthan St Impro Forest-Pol		107-422-88100	7,627.50

Expense Approval Report

Payment Dates: 10/1/2024 - 10/31/2024

Payment Number	Payment Date Payable Number	Vendor # Description	Vendor Name	Account Number	Payment Amount Item Amount
	3046-08-ENV	10/24 PW ATP6 Trails - Los Gatos Bridge - ENV		305-422-98905	7,095.00
	3050-03	10/24 CD Elm & Cherry Ln Commercial Project		101-404-86500	1,250.00
	3053-08	10/24 PW ATP7 Grant Application Support		107-422-88130	525.00
	3063-03	10/24 CD Warthan Meadows II		101-404-86500	2,880.00
	3066-03	10/24 PW STBG California St Improvements		305-422-98062	1,725.00
	3070-06	10/24 WP Water Intake Improv Project (Moss Screen		501-503-98441	2,548.75
	3072-06	10/24 PW CA Park Grant Program Sandalwood & Ce		306-422-98575	1,200.00
	3072-06	10/24 PW CA Park Grant Program Sandalwood & Ce		306-422-98576	1,200.00
	3083-04	10/24 PW Slurry - Cape Seal		110-424-98401	11,270.00
	3086-02	10/24 PW Grant St Alley Sewer Line Improvments		503-521-98908	3,943.75
	3087-03	10/24 PW Birch/Durian & Lucille Ave Impr - CM		110-424-98912	1,903.75
	3088-01	10/24 WP Derrick Reservoir Rehab - MKN		501-503-98441	9,565.00
	3091-01	10/24 PW ATP7 Perimeter Connectivity Trails GS		107-422-88130	2,187.50
	3092-01	10/24 CD CHUSD Sunset School New Classroom Win		101-404-88160	900.00
	3094-02	10/24 PW Median Island Landscaping Ph 2		127-422-98983	2,190.00
76531	10/17/2024	1944 CC	US Bank Corporate Payment Center		12,204.49
	USBCMOCT24-01	9/24 CD Webcam - R. Smith		101-404-70060	32.68
	USBCMOCT24-01	9/24 CD Zoom Monthly Subscription		101-404-86030	14.99
	USBCMOCT24-01	10/24 CD Adobe Acrobat 10/24-11/24 - S. Brewer		101-404-86030	2.59
	USBCMOCT24-01	9/24 CD Adobe Acrobat 8/24-10/24 - S. Brewer		101-404-86030	2.59
	USBCMOCT24-01	9/24 CD Fresno County Clerk - CEQA Filing		101-404-86500	1.18
	USBCMOCT24-01	9/24 CD Fresno County Clerk - CEQA Filing		101-404-86500	50.00
	USBCMOCT24-01	10/24 CD Adobe Acrobat 10/24-11/24 - S. Brewer		101-404-88010	2.60
	USBCMOCT24-01	9/24 ADMIN Fuel for Admin Vehicle		101-405-70160	52.11
	USBCMOCT24-01	9/24 ADMIN Lunch Meeting - Brewer & Trejo		101-405-86010	39.82
	USBCMOCT24-01	10/24 ADMIN Adobe Acrobat Subscription Renewal		101-405-86030	239.88
	USBCMOCT24-01	9/24 ADMIN Flip Top Nesting Tables & Nesting Chair		101-405-98030	1,861.29
	USBCMOCT24-01	9/24 HR Payroll Training - S. Redding		101-408-86010	398.00
	USBCMOCT24-01	9/24 AP Event Booth Activity		101-435-84030	2.86
	USBCMOCT24-01	9/24 AP Event Booth Activity		101-435-84030	3.00
	USBCMOCT24-01	9/24 AP Airport Beacon		101-435-84050	48.48
	USBCMOCT24-01	9/24 AP Airport Beacon		101-435-84050	65.37
	USBCMOCT24-01	9/24 AP International Council of Air Shows		101-435-86010	212.96
	USBCMOCT24-01	9/24 AP International Council of Air Shows		101-435-86010	715.00
	USBCMOCT24-01	9/24 PW Survey Monkey Monthly Subscription		107-422-86030	99.00
	USBCMOCT24-01	9/24 WP Adobe Acrobat 8/24-10/24 - S. Brewer		501-503-86030	2.60
	USBCMOCT24-01	9/24 PW Adobe Acrobat 8/24-10/24 - S. Brewer		501-508-86030	2.60
	USBCMOCT24-01	10/24 PW Adobe Acrobat 10/24-11/24 - S. Brewer		501-508-86030	2.60
	USBCMOCT24-01	10/24 PW Adobe Acrobat 10/24-11/24 - S. Brewer)		502-510-86030	2.60
	USBCMOCT24-01	9/24 PW Adobe Acrobat 8/24-10/24 - S. Brewer		502-510-86030	2.60
	USBCMOCT24-01	9/24 PW Adobe Acrobat 8/24-10/24 - S. Brewer		503-521-86030	2.60
	USBCMOCT24-01	10/24 PW Adobe Acrobat 10/24-11/24 - S. Brewer		503-521-86030	2.60
	USBFDOCT24-01	9/24 FD Remarkable Paper Pro - Chief		101-416-70050	816.22
	USBFDOCT24-01	9/24 Taqueria Gonzalez - Proctors Lunch EMT Interv		101-416-86010	117.27
	USBFDOCT24-01	9/24 FD Savemart - Jessica's Potluck		101-416-86010	144.05
	USBFDOCT24-02	9/24 FD Savemart - Jessica's Potluck		101-416-86010	29.98
	USBFDOCT24-02	9/24 FD Hotel Stay - Milligan		101-416-86010	495.00
	USBFDOCT24-02	9/24 FD CA Conf of Arson Investigation		101-416-86030	185.00
	USBFDOCT24-03	9/24 FD FSP Health Edu CR		117-416-86040	-160.00
	USBFDOCT24-03	9/24 FD BLS CPR Re-Cert		117-416-86040	33.00
	USBFDOCT24-03	9/24 FD ACLS Training		117-416-86040	325.00
	USBFDOCT24-03	10/24 FD First Aid CPR AED Online (7)		117-416-86040	399.00
	USBFDOCT24-04	9/24 FD AutoZone - STP Oil		101-416-84060	28.29
	USBFDOCT24-04	9/24 FD North Net Training		101-416-86010	270.00
	USBPWOCT24-01	9/24 AP Amazon - Rope		101-435-84030	211.42
	USBPWOCT24-01	9/24 PW Sprinkler Warehouse - Irrigation Supplies		101-440-84050	1,447.14
	USBPWOCT24-01	9/24 PW Sprinkler Warehouse CR		101-440-84050	-22.08
	USBPWOCT24-01	9/24 PW Tractor Supply - Yellow Nylon Rope		501-508-70140	27.23
	USBPWOCT24-01	9/24 PW Amazon - Soap for PW Restroom		501-508-84030	120.52





Expense Approval Report

Payment Dates: 10/1/2024 - 10/31/2024

Payment Number	Payment Date Payable Number	Vendor # Description	Vendor Name	Account Number	Payment Amount Item Amount
	000022307199	9/24 AP Weather 559-935-5960		101-435-72030	115.46
	000022307199	9/24 WP Alarm 559-935-3022		501-503-72030	88.15
	000022307199	9/24 Echo Canyon Lift Station 559-935-1875		503-521-72030	30.42
	000022307199	9/24 New Lift Station 559-935-1896		503-521-72030	30.42
	000022307199	9/24 WWP Lift Station 559-935-5518		503-521-72030	30.42
76545	10/28/2024	02080	AT&T 4050		1,097.16
	000022447478	10/24 Internet Svc Acct 9391064050		101-413-72030	649.36
	000022447478	10/24 Internet Svc Acct 9391064050		101-432-72030	6.05
	000022447478	10/24 Internet Svc Acct 9391064050		101-432-72030	67.17
	000022447478	10/24 Internet Svc Acct 9391064050		101-432-72030	67.17
	000022447478	10/24 Internet Svc Acct 9391064050		107-422-72030	22.84
	000022447478	10/24 Internet Svc Acct 9391064050		107-422-72030	6.72
	000022447478	10/24 Internet Svc Acct 9391064050		107-422-72030	0.90
	000022447478	10/24 Internet Svc Acct 9391064050		117-416-72030	5.37
	000022447478	10/24 Internet Svc Acct 9391064050		501-406-72030	1.79
	000022447478	10/24 Internet Svc Acct 9391064050		501-406-72030	80.61
	000022447478	10/24 Internet Svc Acct 9391064050		501-503-72030	10.08
	000022447478	10/24 Internet Svc Acct 9391064050		501-503-72030	2.69
	000022447478	10/24 Internet Svc Acct 9391064050		501-508-72030	3.13
	000022447478	10/24 Internet Svc Acct 9391064050		501-508-72030	6.72
	000022447478	10/24 Internet Svc Acct 9391064050		502-406-72030	70.53
	000022447478	10/24 Internet Svc Acct 9391064050		502-406-72030	1.79
	000022447478	10/24 Internet Svc Acct 9391064050		502-510-72030	16.79
	000022447478	10/24 Internet Svc Acct 9391064050		502-510-72030	3.13
	000022447478	10/24 Internet Svc Acct 9391064050		503-406-72030	40.30
	000022447478	10/24 Internet Svc Acct 9391064050		503-406-72030	0.68
	000022447478	10/24 Internet Svc Acct 9391064050		503-520-72030	13.43
	000022447478	10/24 Internet Svc Acct 9391064050		503-520-72030	1.34
	000022447478	10/24 Internet Svc Acct 9391064050		503-521-72030	13.43
	000022447478	10/24 Internet Svc Acct 9391064050		503-521-72030	0.46
	000022447478	10/24 Internet Svc Acct 9391064050		504-406-72030	4.00
	000022447478	10/24 Internet Svc Acct 9391064050		504-406-72030	0.22
	000022447478	10/24 Internet Svc Acct 9391064050		820-610-72030	0.46
76547	10/28/2024	02056	AT&T 4711		286.21
	000022447616	10/24 PD DOJ Line (9391064711)		101-413-72030	286.21
76548	10/28/2024	02378	Behavioral Analysis Training, Inc.		575.00
	IV02086	9/24 PD Registration Fee - O. Garcia		101-413-86010	575.00
76549	10/28/2024	1112	Billingsley Tire Service		529.01
	296943	10/24 PW Tire Repair for #92		501-508-84060	10.00
	296943	10/24 PW Tire Repair for #92		502-510-84060	10.00
	296943	10/24 PW Tire Repair for #92		503-521-84060	10.00
	297005	10/24 PD Tire Repair for C24		101-413-84060	30.00
	297064	10/24 SS New Tires		504-535-84060	469.01
76550	10/28/2024	02952	Causey Public Finance LLC		750.00
	CPF - 0159	10/24 FIN Competitive Pricing Process		101-406-92090	750.00
76551	10/28/2024	1189	Central Valley Toxicology, Inc.		550.00
	337304	9/24 PD Ethyl Alcohol Case #24-0001593		101-413-88080	231.00
	337305	9/24 PD Ethyl Alcohol Case #24-0001586		101-413-88080	44.00
	337480	9/24 PD Ethyl Alcohol Case #24-1678		101-413-88080	231.00
	337481	9/24 PD Ethyl Alcohol Case #24-0001688		101-413-88080	44.00
76552	10/28/2024	02865	CHICAGO TITLE COMPANY		3,000.00
	0009380	8/24 PW Escrow No. 45005580 - SM		305-422-98974	750.00
	0009380	8/24 PW Escrow No. 45005579 - SM		305-422-98974	750.00
	0009380	8/24 PW Escrow No. 45005578 - SM		305-422-98974	750.00

Expense Approval Report

Payment Dates: 10/1/2024 - 10/31/2024

Payment Number	Payment Date Payable Number	Vendor # Description	Vendor Name	Account Number	Payment Amount Item Amount
	0009380	8/24 PW Escrow No. 45005577 - SM		305-422-98974	750.00
76553	10/28/2024	02594	Cintas Corporation #3		940.60
	4207232255	10/24 PW Employee Uniforms/Sanitary Supplies/Ma		101-404-70100	7.49
	4207232255	10/24 PW Employee Uniforms/Sanitary Supplies/Ma		101-431-70100	22.49
	4207232255	10/24 PW Employee Uniforms/Sanitary Supplies/Ma		101-432-84030	75.00
	4207232255	10/24 PW Employee Uniforms/Sanitary Supplies/Ma		101-440-70100	82.49
	4207232255	10/24 PW Employee Uniforms/Sanitary Supplies/Ma		107-422-70100	44.73
	4207232255	10/24 PW Employee Uniforms/Sanitary Supplies/Ma		501-503-70100	56.01
	4207232255	10/24 PW Employee Uniforms/Sanitary Supplies/Ma		501-508-70100	44.74
	4207232255	10/24 PW Employee Uniforms/Sanitary Supplies/Ma		502-510-70100	44.74
	4207232255	10/24 PW Employee Uniforms/Sanitary Supplies/Ma		503-520-70100	28.21
	4207232255	10/24 PW Employee Uniforms/Sanitary Supplies/Ma		503-521-70100	44.73
	4207232255	10/24 PW Employee Uniforms/Sanitary Supplies/Ma		504-535-70100	19.67
	4207893296	10/24 PW Employee Uniforms/Sanitary Supplies/Ma		101-404-70100	7.49
	4207893296	10/24 PW Employee Uniforms/Sanitary Supplies/Ma		101-431-70100	22.49
	4207893296	10/24 PW Employee Uniforms/Sanitary Supplies/Ma		101-432-84030	75.00
	4207893296	10/24 PW Employee Uniforms/Sanitary Supplies/Ma		101-440-70100	82.49
	4207893296	10/24 PW Employee Uniforms/Sanitary Supplies/Ma		107-422-70100	44.73
	4207893296	10/24 PW Employee Uniforms/Sanitary Supplies/Ma		501-503-70100	56.01
	4207893296	10/24 PW Employee Uniforms/Sanitary Supplies/Ma		501-508-70100	44.74
	4207893296	10/24 PW Employee Uniforms/Sanitary Supplies/Ma		502-510-70100	44.74
	4207893296	10/24 PW Employee Uniforms/Sanitary Supplies/Ma		503-520-70100	28.21
	4207893296	10/24 PW Employee Uniforms/Sanitary Supplies/Ma		503-521-70100	44.73
	4207893296	10/24 PW Employee Uniforms/Sanitary Supplies/Ma		504-535-70100	19.67
76555	10/28/2024	1207	City of Coalinga		22,807.79
	0009368	90-11379-001 Animal House-Fresno/Coalinga Rd		101-413-72010	59.63
	0009368	01-11035-004 270 S 6th St		101-415-72010	107.41
	0009368	70-08484-001 302 W Elm-Firehouse		101-416-72010	1,882.85
	0009368	70-08559-001 160 W Elm-Annex		101-432-72010	57.18
	0009368	70-08563-002 155 W Durian-Bldg		101-432-72010	1,189.07
	0009368	70-08562-001 155 W Durian-Landscaping		101-432-72010	211.57
	0009368	70-08558-001 160 W Elm-Old City Hall		101-432-72010	18.04
	0009368	90-11992-001 Airport-Median 2		101-435-72010	47.45
	0009368	90-10891-001 27500 W Phelps-AP Spencer House		101-435-72010	126.97
	0009368	90-10883-001 27500 W Phelps-AP Access Road		101-435-72010	65.49
	0009368	90-11994-001 Airport-Median 4		101-435-72010	61.48
	0009368	90-11993-001 Airport-Median 3		101-435-72010	99.57
	0009368	90-10892-002 Coalinga AP Res		101-435-72010	130.15
	0009368	90-11991-001 Airport-Median 1		101-435-72010	47.45
	0009368	71-08739-001 200 E Pacific		101-440-72011	2,409.12
	0009368	84-12000-001 Sandalwood Park 3		101-440-72011	2,339.38
	0009368	44-11880-001 Centennial Park		101-440-72011	502.28
	0009368	51-04490-001 E Aport/Elm Lots		101-440-72011	33.19
	0009368	70-08679-001 Sunset/6th-Ventura		101-440-72011	286.20
	0009368	82-10406-001 E Polk/Warthan Crk Lot		101-440-72011	107.24
	0009368	71-11970-001 Forest/Pacific		101-440-72011	144.27
	0009368	01-11879-001 Plaza Park		101-440-72011	177.18
	0009368	42-11981-001 W Gale & Hwy 198		101-440-72011	33.19
	0009368	70-08545-001 6th/Elm-Parking		101-440-72011	70.89
	0009368	84-11980-001 Jayne Ave Landscaping		101-440-72011	33.19
	0009368	45-11979-001 Centennial Park Landscaping		101-440-72011	5,346.52
	0009368	51-04491-001 E Elm Trees		101-440-72011	33.19
	0009368	62-08395-001 Forest/Second St		107-422-72011	33.19
	0009368	70-11963-001 Cedar/Fifth Clock		107-422-72011	33.19
	0009368	41-03184-001 W Joaquin/Wash Lot		107-422-72011	584.56
	0009368	70-11990-001 Elm/6th Landscaping 2		107-422-72011	33.19
	0009368	82-11910-001 Hwy 198/Lucille-Landscaping		107-422-72011	33.19
	0009368	84-10692-001 Juniper Rdg/Jayne		107-422-72011	37.70

Expense Approval Report

Payment Dates: 10/1/2024 - 10/31/2024

Payment Number	Payment Date Payable Number	Vendor # Description	Vendor Name	Account Number	Payment Amount Item Amount
	0009368	84-10736-001	Sandalwood/Longhollow	107-422-72011	37.70
	0009368	41-03193-001	Princeton/Wash Lot	107-422-72011	39.36
	0009368	52-06069-001	Van Ness/Second St Lot	107-422-72011	39.36
	0009368	52-11633-001	Cherry Ln-Median 3	107-422-72011	33.19
	0009368	70-11988-001	Elm/6th Landscaping	107-422-72011	33.19
	0009368	52-11632-001	Cherry Ln-Median 2	107-422-72011	33.19
	0009368	52-11634-001	Cherry Ln-Median 4	107-422-72011	33.19
	0009368	51-12025-001	E Elm/Van Ness Trees	107-422-72011	33.19
	0009368	42-03294-001	Sunset/Fifth Lot	107-422-72011	70.22
	0009368	84-11908-001	Copper/Canyon-Landscaping	107-422-72011	212.15
	0009368	84-10693-001	Juniper Rdg/Jayne	107-422-72011	153.63
	0009368	82-10397-001	1075 W Elm/Pacific/Lucille	107-422-72011	132.66
	0009368	45-04297-002	Posa Chanet Blvd	107-422-72011	107.24
	0009368	88-11696-002	& Lucille Bourdeaux (Final Bill)	107-422-72011	98.43
	0009368	32-01424-001	Hillview/Monterey	107-422-72011	92.84
	0009368	70-08463-001	290 W Elm-Museum	107-422-72011	87.10
	0009368	70-12025-000	7th St Irrigation	107-422-72011	84.62
	0009368	52-11631-001	Cherry Ln-Median 1	107-422-72011	33.19
	0009368	45-04295-002	Phelps/La Cuesta	107-422-72011	893.75
	0009368	84-10691-003	Juniper/Jayne	107-422-72011	999.05
	0009368	61-06870-001	Lynch Park-Triangle	107-422-72011	372.60
	0009368	42-03438-001	Van Ness/Ash St. Lot	107-422-72011	434.31
	0009368	01-11986-001	Elm/4th Landscaping	107-422-72011	33.19
	0009368	01-11987-001	Elm/4th Landscaping 2	107-422-72011	33.19
	0009368	22-08117-001	Hayes Lot	107-422-72011	33.19
	0009368	22-08436-001	Forest/First Lot	107-422-72011	33.19
	0009368	22-11239-001	Creek Side Lot	107-422-72011	33.19
	0009368	41-03130-001	Monterey/Monroe	107-422-72011	531.08
	0009368	51-04426-001	Baker/Rotary Lot	107-422-72011	33.19
	0009368	44-04178-001	San Simeon/Posa Chanet	107-422-72011	256.08
	0009368	01-00006-001	200 E Elm-Trees	107-422-72011	33.19
	0009368	82-11346-001	Waste Water Plant	503-520-72010	1,094.62
	0009368	82-10306-001	Meter Shop	503-521-72010	51.70
	0009368	82-10304-001	Service Yard	503-521-72010	212.65
76560	10/28/2024	1217	Clovis Polycon, Inc.		1,500.00
	57389	10/24 PW Fusion Training Class		502-510-86010	1,500.00
76561	10/28/2024	1224	Coalinga Hardware		831.84
	3935	10/24 FD Chains for Saws		101-416-70440	189.42
	829293	10/24 PD Bolt Cutter		101-413-70440	16.55
	829439	10/24 PW Cutting Blades for Man Holes (Harvard)		503-521-70140	33.11
	829449	10/24 PW Cement for Man Holes		503-521-70130	115.86
	829450	10/24 PD Misc Supplies		101-413-70440	142.83
	829480	10/24 PD Flex Seal		101-413-70440	45.74
	829521	10/24 FD Station Supplies		101-416-84030	9.93
	829524	10/24 PD Extension Cord		101-413-70440	18.62
	829558	10/24 FD Misc Small Tools		101-416-70060	34.75
	829572	10/24 PW Irrigation Supplies		101-440-84050	154.68
	829589	10/24 PW Solenoids for Valve		101-440-84050	86.90
	CM0000784	10/24 PD Bolt Cutter CR		101-413-70440	-16.55
76562	10/28/2024	1249	Coti Seese		360.00
	20745	10/24 PD Meal Advance (11/3-11/7/24) - C. Seese		101-413-86010	360.00
76563	10/28/2024	02110	CSG Consultants, Inc.		3,607.52
	B241723	9/24 CD Plan Check - 900 Folsom St		101-404-88100	3,607.52
76564	10/28/2024	02777	Deluxe		1,911.53
	9006105037	10/24 FIN Perpendicular Perforation		501-406-70030	8.40
	9006105037	10/24 FIN Order Discount		501-406-70040	-200.40

Expense Approval Report

Payment Dates: 10/1/2024 - 10/31/2024

Payment Number	Payment Date Payable Number	Vendor # Description	Vendor Name	Account Number	Payment Amount Item Amount
	9006105037	10/24 FIN Custom Laser Form-Final Notice		501-406-70040	801.60
	9006105037	10/24 FIN Backprinting		501-406-70040	49.20
	9006105037	10/24 FIN Tax EIN 20-2945889		501-406-70040	62.98
	9006105037	10/24 FIN Shipping & Processing		501-406-70040	42.85
	9006105037	10/24 FIN Perpendicular Perforation		502-406-70030	7.35
	9006105037	10/24 FIN Custom Laser Form-Final Notice		502-406-70040	701.40
	9006105037	10/24 FIN Backprinting		502-406-70040	43.05
	9006105037	10/24 FIN Tax EIN 20-2945889		502-406-70040	55.10
	9006105037	10/24 FIN Shipping & Processing		502-406-70040	37.49
	9006105037	10/24 FIN Order Discount		502-406-70040	-175.35
	9006105037	10/24 FIN Perpendicular Perforation		503-406-70030	4.83
	9006105037	10/24 FIN Custom Laser Form-Final Notice		503-406-70040	460.92
	9006105037	10/24 FIN Backprinting		503-406-70040	28.29
	9006105037	10/24 FIN Shipping & Processing		503-406-70040	24.64
	9006105037	10/24 FIN Order Discount		503-406-70040	-115.23
	9006105037	10/24 FIN Tax EIN 20-2945889		503-406-70040	36.21
	9006105037	10/24 FIN Perpendicular Perforation		504-406-70030	0.45
	9006105037	10/24 FIN Tax EIN 20-2945889		504-406-70040	3.15
	9006105037	10/24 FIN Shipping & Processing		504-406-70040	2.08
	9006105037	10/24 FIN Order Discount		504-406-70040	-10.02
	9006105037	10/24 FIN Custom Laser Form-Final Notice		504-406-70040	40.08
	9006105037	10/24 FIN Backprinting		504-406-70040	2.46
76566	10/28/2024 68812	1303 9/24 PD Ammo	Dooley Enterprises, Inc.	101-413-86010	593.43 593.43
76567	10/28/2024 EFRE-00190417	02580 10/24 FD Linens	Encore Textile Services, LLC	117-416-75020	482.26 482.26
76568	10/28/2024 BD0025024	1335 10/24 PW OQ Employee Addition	Energy Worldnet, Inc.	502-510-86030	614.10 614.10
76569	10/28/2024 0009369	02192 10/24 AC Animal Shelter Annual Fee	Gimme Love Animal Shelter	101-415-88100	10,000.00 10,000.00
76570	10/28/2024 001	02953 10/24 PD Training	Greg C. Estrada	101-413-86010	640.00 640.00
76571	10/28/2024 541145 901992	1474 10/24 PW Battery Pack 10/24 PW Circular Saw & Batteries	Home Depot Credit Services	501-508-70060 501-508-70060	597.38 320.14 277.24
76572	10/28/2024 0009379	1490 9/24 SVC AC Machine Repair	Industrial Electrical Co.	101-431-70060	1,348.63 1,348.63
76573	10/28/2024 50249095	1553 10/24 FD Radiator Hose for M254	Keller Ford	117-416-84060	227.08 227.08
76574	10/28/2024 W055759 W055761	1561 10/24 FD AMB Windshield 10/24 FD BC Windshield Repair	Kings County Glass	117-416-84060 101-416-84060	662.70 612.70 50.00
76575	10/28/2024 0009378	02813 10/24 PD Misc Supplies for October Fest	KRISTI RAMSEY	101-413-70440	219.48 219.48
76576	10/28/2024 INV875415	02626 10/24 FD Fire Hose Tester	L.N. Curtis and Sons	101-416-98040	3,534.25 3,534.25
76577	10/28/2024 17256238 17256238 17256238 17256238	1583 10/24 CC Copier Lease 10/24 CD Copier Lease 10/24 CM Copier Lease 10/24 FIN Copier Lease	Leaf	101-401-84010 101-404-84010 101-405-84010 101-406-84010	966.02 22.09 22.09 22.09 7.25

Expense Approval Report

Payment Dates: 10/1/2024 - 10/31/2024

Payment Number	Payment Date Payable Number	Vendor # Description	Vendor Name	Account Number	Payment Amount Item Amount
	17256238	10/24 HR Copier Lease		101-408-84010	78.82
	17256238	10/24 HR Copier Lease		101-408-84010	22.09
	17256238	10/24 PD Copier Lease		101-413-84010	260.82
	17256238	10/24 FD Copier Lease		101-416-84010	154.56
	17256238	10/24 HR Copier Lease		107-422-84010	3.09
	17256238	10/24 HR Copier Lease		117-416-84010	18.55
	17256238	10/24 HR Copier Lease		501-406-84010	6.18
	17256238	10/24 FIN Copier Lease		501-406-84010	96.60
	17256238	10/24 WP Copier Lease		501-503-84010	22.07
	17256238	10/24 HR Copier Lease		501-503-84010	9.27
	17256238	10/24 HR Copier Lease		501-508-84010	10.82
	17256238	10/24 FIN Copier Lease		502-406-84010	84.53
	17256238	10/24 HR Copier Lease		502-406-84010	6.18
	17256238	10/24 HR Copier Lease		502-510-84010	10.82
	17256238	10/24 PW Copier Lease		502-510-84010	22.07
	17256238	10/24 FIN Copier Lease		503-406-84010	48.30
	17256238	10/24 HR Copier Lease		503-406-84010	2.32
	17256238	10/24 WWP Copier Lease		503-520-84010	22.07
	17256238	10/24 HR Copier Lease		503-520-84010	4.64
	17256238	10/24 HR Copier Lease		503-521-84010	1.55
	17256238	10/24 FIN Copier Lease		504-406-84010	4.83
	17256238	10/24 HR Copier Lease		504-406-84010	0.77
	17256238	10/24 HR Copier Lease		820-610-84010	1.55
76579	10/28/2024 1519404	1593 10/24 FD Medical Supplies	Life Assist, Inc.	117-416-75000	196.70 196.70
76580	10/28/2024 0009381	02114 10/24 FD AMB Meal Reimb - M. Baggett	Michee Baggett	117-416-75010	120.04 120.04
76581	10/28/2024 4316-101171 4316-101410 4316-101503 4316-102361 4316-102805	1692 10/24 FD Coolant Hose for M254 10/24 FD Water Pump for M254 10/24 FD Micro V-Belt for M254 10/24 FD DEF M253 10/24 FD DEF M253	O'Reilly Automotive, Inc.	117-416-84060 117-416-84060 117-416-84060 101-416-70160 101-416-70160	440.35 116.76 165.53 70.96 43.55 43.55
76582	10/28/2024 20750	02884 10/24 PD Meal Advance (10/6-10/11/24) - O. Garcia	ORLANDO GARCIA	101-413-86010	441.00 441.00
76583	10/28/2024 0024938-IN	02731 9/24 PW ATP4 Trails Project R.O.W Services	Paragon Partners Consultants, Inc.	305-422-98982	868.69 868.69
76584	10/28/2024 34312 34312 34312 34312 34312 34312 34312 34312	02726 9/24 FIN Additional Consulting Services 9/24 FIN Additional Consulting Services 9/24 FIN Additional Consulting Services 9/24 FIN Additional Consulting Services 9/24 FIN Additional Consulting Services 9/24 FIN Additional Consulting Services 9/24 FIN Additional Consulting Services	Price Paige & Company, Certified Public Accountants, LLP	101-406-88030 107-422-88030 501-406-88030 502-406-88030 503-406-88030 504-406-88030 820-610-88030	2,900.00 435.00 145.00 870.00 725.00 551.00 29.00 145.00
76585	10/28/2024 0009376	1810 10/24 PD Waters for Coalinga Fest	Save Mart Supermarkets	101-413-70440	7.74 7.74
76586	10/28/2024 9207403871	1878 10/24 FD Maintenance Agreement 2025	Stryker Sales Corporation	101-416-75060	14,287.00 14,287.00
76587	10/28/2024 536246A 536246A 536246A	1879 10/24 PW Rain Gear 10/24 PW Rain Gear 10/24 PW Rain Gear	Summit Safety, LLC	501-508-70101 502-510-70101 503-521-70101	490.41 163.47 163.47 163.47

Expense Approval Report

Payment Dates: 10/1/2024 - 10/31/2024

Payment Number	Payment Date Payable Number	Vendor # Description	Vendor Name	Account Number	Payment Amount Item Amount
76588	10/28/2024	02763	Sunrun Installation Servicers, Inc.		774.56
	0009370	10/24 Residential Solar (510 Mustang Way) Refund		101-400-42130	88.80
	0009371	10/24 Electrical Permit (536 N 4th St) Refund		101-400-42050	64.88
	0009371	10/24 Residential Solar (536 N 4th St) Refund		101-400-42130	88.80
	0009372	10/24 Electrical Permit (264 E Houston St) Refund		101-400-42050	64.88
	0009372	10/24 Residential Solar (264 E Houston St) Refund		101-400-42130	88.80
	0009373	10/24 Residential Solar (336 Monroe St) Refund		101-400-42130	88.80
	0009374	10/24 Electrical Permit (102 E Sacramento) Refund		101-400-42050	64.88
	0009374	10/24 Residential Solar (102 E Sacramento) Refund		101-400-42130	88.80
	0009375	10/24 Electrical Permit (304 Washington St) Refund		101-400-42050	47.12
	0009375	10/24 Residential Solar (304 Washington St) Refund		101-400-42130	88.80
76589	10/28/2024	1935	Tri City Engineering		270.00
	3015-13	10/24 PW Caltrans SR33/198 AC Overlay & Road Die		107-422-88100	270.00
76590	10/28/2024	1944 CC	US Bank Corporate Payment Center		2,484.89
	USBFDOCT24-05	9/24 FD DPH EMS Hailey Crosswy		117-416-86040	127.00
	USBFDOCT24-05	9/24 FD BLS Instructor - Aung		117-416-86040	350.00
	USBFDOCT24-06	9/24 FD Misc Supplies for B171		101-416-84060	270.11
	USBFDOCT24-06	9/24 FD Fence Stretcher		101-416-84060	59.93
	USBFDOCT24-06	9/24 FD Pal's Training		101-416-86010	290.00
	USBFDOCT24-06	9/24 FD Hyatt Orange County		101-416-86010	366.60
	USBFDOCT24-06	9/24 FD ACLS & BLS - I. Rodriguez		117-416-84060	425.00
	USBFDSEPT24-06	8/24 FD Fire Hydrant Maintenance Supplies		101-416-70060	219.00
	USBFDSEPT24-06	8/24 FD Shipment to Hydro Flow		101-416-70060	18.25
	USBFDSEPT24-06	8/24 FD Faith - BLS eCards		117-416-86040	11.00
	USBFDSEPT24-06	8/24 FD Paramedic License Renewal - Aung		117-416-86040	300.00
	USBFDSEPT24-06	8/24 FD CEMSA Recert - Aung		117-416-86040	48.00
76591	10/28/2024	02864	VESTIS GROUP INC ARAMARK UNIFORM & APPAREL LLC		393.39
	5031477270	10/24 PD Jail Blankets W10/16		101-413-70380	393.39
76592	10/28/2024	1991	West Hills Machine Shop, Inc.		398.65
	051112	9/24 PW Parts for Water Leak		501-508-88100	398.65
76593	10/31/2024	1205	City Employee Contrib. Assoc.		60.00
	0009395	CECA Dues		950-000-33000	60.00
76594	10/31/2024	1223	Coalinga Firefighters		890.00
	0009396	Fire Union Dues		950-000-33300	800.00
	0009397	Fire Union Dues		950-000-33300	30.00
	0009401	Fire Union Dues		950-000-33300	60.00
76595	10/31/2024	1228	Coalinga Peace Officer's Association		905.76
	0009399	Mastagni Law Firm		950-000-33200	297.50
	0009402	CPOA Dues		950-000-33200	297.50
	0009403	PORAC Dues		950-000-33200	310.76
76596	10/31/2024	1384	Franchise Tax Board		225.00
	0009463	FTB Sacramento \$\$		950-000-34010	150.00
	0009464	FTB Sacramento \$\$		950-000-34010	75.00
76597	10/31/2024	02709	International City Management Association Retirement Corporation		8,276.94
	0009429	457 ICMA EE\$/ER%		950-000-32100	460.35
	0009430	457 ICMA EE\$/ER%		950-000-32100	521.23
	0009431	457 ICMA \$\$ General		950-000-32100	30.00
	0009432	457 ICMA \$\$ General		950-000-32100	225.00
	0009433	457 ICMA \$\$ General		950-000-32100	30.00
	0009434	457 ICMA \$\$ General		950-000-32100	15.00
	0009435	457 ICMA \$\$ General		950-000-32100	15.00
	0009436	457 ICMA % General		950-000-32100	741.66
	0009437	457 ICMA % General		950-000-32100	502.79

Expense Approval Report

Payment Dates: 10/1/2024 - 10/31/2024

Payment Number	Payment Date Payable Number	Vendor # Description	Vendor Name	Account Number	Payment Amount Item Amount
	0009438	457 ICMA % General		950-000-32100	264.42
	0009439	457 ICMA % General		950-000-32100	489.99
	0009440	457 ICMA % General		950-000-32100	409.94
	0009441	457 ICMA % General		950-000-32100	316.65
	0009442	457 ICMA % General		950-000-32100	581.93
	0009443	457 ICMA % General		950-000-32100	371.85
	0009444	457 ICMA % General		950-000-32100	201.86
	0009445	457 ICMA % General		950-000-32100	154.06
	0009446	457 ICMA % General		950-000-32100	184.67
	0009447	457 ICMA % General		950-000-32100	572.03
	0009448	457 ICMA % General		950-000-32100	447.87
	0009449	457 ICMA % General		950-000-32100	317.76
	0009450	457 ICMA % General		950-000-32100	685.68
	0009451	457 ICMA % General		950-000-32100	371.29
	0009452	457 ICMA % General		950-000-32100	365.91
76599	10/31/2024	1586	Legal Shield		152.81
	0009398	Pre-Paid Legal Shield		950-000-34060	152.81
76600	10/31/2024	1820	SEIU Local 521 - Dues W/H		911.67
	0009404	SEIU COPE		950-000-33000	40.00
	0009405	SEIU Dues		950-000-33000	871.67
76601	10/31/2024	02951	AIO Acquisition Inc		165.42
	INV10026814	10/24 HR Labor Law Posters		101-408-86030	47.14
	INV10026814	10/24 PW Labor Law Posters		107-422-86030	1.65
	INV10026814	10/24 FD Labor Law Posters		117-416-86030	10.75
	INV10026814	10/24 FIN Labor Law Posters		501-406-86030	1.65
	INV10026814	10/24 WP Labor Law Posters		501-503-86030	4.96
	INV10026814	10/24 PW Labor Law Posters		501-508-86030	4.14
	INV10026814	10/24 FIN Labor Law Posters		502-406-86030	1.65
	INV10026814	10/24 PW Labor Law Posters		502-510-86030	4.14
	INV10026814	10/24 FIN Labor Law Posters		503-406-86030	1.24
	INV10026814	10/24 WWP Labor Law Posters		503-520-86030	2.48
	INV10026814	10/24 PW Labor Law Posters		503-521-86030	1.24
	INV10026814	10/24 FIN Labor Law Posters		504-406-86030	0.83
	INV10026814	10/24 RDA Labor Law Posters		820-610-86030	0.84
	INV10026834	10/24 WP Labor Law Posters		501-503-86030	82.71
76602	10/31/2024	02386	American Office Solutions, LLC		114.69
	23365	9/24 WP Equipment for Camera System		501-503-84030	66.29
	23513	10/24 PW Spam Titan Plus Annual (Prorated)		501-508-88040	16.14
	23513	10/24 PW Spam Titan Plus Annual (Prorated)		502-510-88040	16.13
	23513	10/24 PW Spam Titan Plus Annual (Prorated)		503-521-88040	16.13
76603	10/31/2024	1055	Andrew Diaz		19.00
	21135	11/24 PD Meal Advance - A. Diaz		101-413-86010	19.00
76604	10/31/2024	02082	AutoZone, Inc.		1,025.61
	05919256306	10/24 PW Maintenance Service for Truck #22		501-508-84060	20.48
	05919256306	10/24 PW Maintenance Service for Truck #22		502-510-84060	20.48
	05919256306	10/24 PW Maintenance Service for Truck #22		503-521-84060	20.47
	05919256307	10/24 PD Strut & Coils for C19		101-413-84060	274.60
	05919261121	10/24 PD Window Regularator for C234		101-413-84060	69.73
	05919261122	10/24 PD Strut & Coil for C19		101-413-84060	355.24
	05919261864	10/24 PD Battery for C4		101-413-84060	264.61
76605	10/31/2024	02363	BRADY KAISER		19.00
	21134	11/24 PD Meal Advance - B. Kaiser		101-413-86010	19.00

Expense Approval Report

Payment Dates: 10/1/2024 - 10/31/2024

Payment Number	Payment Date Payable Number	Vendor # Description	Vendor Name	Account Number	Payment Amount Item Amount
76606	10/31/2024 21133	1196 11/24 PD Meal Advance - C. Montoya	Christopher Montoya	101-413-86010	19.00 19.00
76607	10/31/2024 5235948127 5235948127	02598 10/24 WP First Aid Kit Refill 10/24 WWP First Aid Kit Refill	Cintas Corporation No. 2	501-503-84072 503-520-84073	181.29 95.18 86.11
76608	10/31/2024 21139	02954 11/24 PD Meal Advance - C. Cruz	Cirilo Cruz	101-413-86010	19.00 19.00
76609	10/31/2024 1783	02839 10/24 FD Fire Wuipees	Clean Tech Supplies	101-416-70102	626.40 626.40
76610	10/31/2024 829391 829601 829608	1224 10/24 WP New Chain Saw 10/24 PW Bar Oil 10/24 PW Chain Saw Sharping Kit	Coalinga Hardware	501-503-70060 107-422-84050 107-422-84050	599.09 455.50 98.07 45.52
76611	10/31/2024 21137	1249 11/24 PD Meal Advance - C. Seese	Coti Seese	101-413-86010	19.00 19.00
76612	10/31/2024 21136	02575 11/24 PD Meal Advance - D. Sparks	Damien Sparks	101-413-86010	19.00 19.00
76613	10/31/2024 767691 767691 767691 767691 767691 767691 767691 767691 767691 767691 767691 767691 767691 767691	1288 9/24 FIN Fingerprints - E. Garcia 9/24 HR Fingerprints - B. Bounthong 9/24 PW Fingerprints - E. Garcia 9/24 FIN Fingerprints - E. Garcia 9/24 PW Fingerprints - J. Saldana 9/24 PW Fingerprints - J. Stych 9/24 FIN Fingerprints - E. Garcia 9/24 PW Fingerprints - J. Stych 9/24 PW Fingerprints - J. Saldana 9/24 FIN Fingerprints - E. Garcia 9/24 FIN Fingerprints - E. Garcia 9/24 RDA Fingerprints - E. Garcia	Department of Justice	101-406-89070 101-408-89070 107-422-89070 501-406-89070 501-508-89070 501-508-89070 502-406-89070 502-510-89070 502-510-89070 503-406-89070 504-406-89070 820-610-89070	128.00 4.80 32.00 1.60 9.60 16.00 16.00 8.00 16.00 16.00 6.08 0.32 1.60
76614	10/31/2024 SIP-E204171	02289 10/24 PW Rectifier Cell Data for October 2024	Elecsys International, LLC	502-510-72030	130.00 130.00
76615	10/31/2024 INV-119355 INV-119355 INV-119355 INV-119355 INV-119355 INV-119355 INV-119355 INV-119355 INV-119355 INV-119355 INV-119355 INV-119355 INV-119355	02956 10/24 CDD Managing & Recruit 10/24 HR Managing & Recruit 10/24 PD Managing & Recruit 10/24 FD Managing & Recruit 10/24 PW Managing & Recruit 10/24 FD Managing & Recruit 10/24 FIN Managing & Recruit 10/24 HR Managing & Recruit 10/24 PW Managing & Recruit 10/24 WWP Managing & Recruit 10/24 PW Managing & Recruit 10/24 FIN Managing & Recruit	Governmentjob.com, Inc.	101-404-88040 101-408-88040 101-413-88040 101-416-88040 107-422-88040 117-416-88040 501-406-88040 501-508-88040 502-510-88040 503-520-88040 503-521-88040 504-406-88040	28,053.51 420.80 841.61 3,787.22 3,366.42 2,244.27 4,208.03 1,683.21 2,524.82 4,208.03 2,524.82 1,683.21 561.07
76616	10/31/2024 14220438	1451 10/24 WP Quarterly Maintenance	Hach Company	501-503-84020	4,479.50 4,479.50
76617	10/31/2024 0009476	02955 10/24 FD Paramedic Cert Reimb - H. Crosswy	Hailey Crosswy	101-416-75030	248.00 248.00
76618	10/31/2024 811531	02017 10/24 FIN Renee & Elizabeth's City Shirts	JH Tackett Marketing	101-406-70010	72.89 2.18



Expense Approval Report

Payment Dates: 10/1/2024 - 10/31/2024

Payment Number	Payment Date Payable Number	Vendor # Description	Vendor Name	Account Number	Payment Amount Item Amount
	811531	10/24 FIN Renee & Elizabeth's City Shirts		501-406-70010	29.16
	811531	10/24 FIN Renee & Elizabeth's City Shirts		502-406-70010	25.51
	811531	10/24 FIN Renee & Elizabeth's City Shirts		503-406-70010	14.58
	811531	10/24 FIN Renee & Elizabeth's City Shirts		504-406-70010	1.46
76619	10/31/2024 21138	02658 11/24 PD Meal Advance - K. Aden	Kadir Aden	101-413-86010	19.00 19.00
76620	10/31/2024 I082415	1561 10/24 FD Windshield Repair for M256	Kings County Glass	117-416-84060	80.00 80.00
76621	10/31/2024 24-189	1579 9/24 HR Backgrounds	Law & Associates	101-408-89080	800.00 800.00
76622	10/31/2024 4754	1615 8/24 PW Gas Leak Survey	Manesco Corporation	502-510-88100	9,800.00 9,800.00
76623	10/31/2024 302	02685 10/24 PD Warrant Builder	Maverick Data Systems	101-413-90070	186.99 186.99
76624	10/31/2024 001050000728-1	02329 10/24 WP Derrick Reservoir Phase 2	Michael K. Nunley & Associates, Inc.	501-503-98441	2,225.91 2,225.91
76625	10/31/2024 0009473 0009473 0009473 0009473	1647 7/24 20% Franchise Fee 7/24 Mid Valley Billing - Franchise Fee - July 24 7/24 20% Printing & Mailing Utility Bills - Jun 24 7/24 Regular Utility Billing	Mid Valley Disposal, Inc.	101-400-41080 504-400-48170 504-400-48170 504-530-88170	179,375.57 -45,339.63 -1,242.37 -740.58 226,698.15
76626	10/31/2024 0009474 0009474 0009474 0009474 3067442	1647 8/24 20% Franchise Fee 8/24 Mid Valley Billing - Franchise Fee - Aug 24 8/24 20% Printing & Mailing Utility Bills - Jul 24 8/24 Regular Utility Billing 10/24 WP Haul Off Green Waste	Mid Valley Disposal, Inc.	101-400-41080 504-400-48170 504-400-48170 504-530-88170 501-503-84051	186,785.26 -47,052.11 -1,182.52 -740.58 235,260.55 499.92
76627	10/31/2024 0009472 0009472 0009472 0009472 0009472 0009472	1647 6/24 20% Franchise Fee 6/24 20% Printing & Mailing Utility Bills - Feb 24 6/24 20% Printing & Mailing Utility Bills - Mar 24 6/24 Mid Valley Billing - Franchise Fee - June 24 6/24 20% Printing & Mailing Utility Bills - 4&5 24 6/24 Regular Utility Billing	Mid Valley Disposal, Inc.	101-400-41080 504-400-48170 504-400-48170 504-400-48170 504-400-48170 504-530-88170	175,761.44 -45,076.06 -675.72 -730.68 -1,587.23 -1,549.17 225,380.30
76628	10/31/2024 000260	1655 10/24 BLDG Repairs to Public Restrooms on 6th St	Moreno's Plumbing	101-432-84030	378.94 378.94
76629	10/31/2024 114506 114507 114509 114510	1661 10/24 PD Pest Control Service 10/24 FD Pest Control Service 10/24 WWP Pest Control Service 10/24 WP Pest Control Services	Mountain Valley Pest Control, Inc.	101-413-88100 101-416-84050 503-520-84030 503-520-84030	159.00 56.00 28.00 30.00 45.00
76630	10/31/2024 4316-100030 4316-100760 4316-101520 4316-102077 4316-102135 4316-102135 4316-102135 4316-102137 4316-102137	1692 9/24 PD Oil & Filter for Prius 3 10/24 FD Anti-Freeze for M254 10/24 PD Torque Mount 10/24 AC Starter for C32 10/24 PW Air Filter for #26 10/24 PW Air Filter for #26 10/24 PW Air Filter for #26 10/24 PW Maintenance Service for Truck #26 10/24 PW Maintenance Service for Truck #26	O'Reilly Automotive, Inc.	101-413-84060 101-416-84060 101-413-84060 101-415-84060 501-508-84060 502-510-84060 503-521-84060 501-508-84060 502-510-84060	1,616.94 61.83 74.06 61.40 177.51 9.96 9.96 9.95 35.90 35.90

Expense Approval Report

Payment Dates: 10/1/2024 - 10/31/2024

Payment Number	Payment Date Payable Number	Vendor # Description	Vendor Name	Account Number	Payment Amount Item Amount
	4316-102137	10/24 PW Maintenance Service for Truck #26		503-521-84060	35.89
	4316-102259	10/24 PD Control Arm for C19		101-413-84060	92.78
	4316-102788	10/24 PW Trailer Battery		101-440-84060	51.42
	4316-102788	10/24 PW Trailer Battery		107-422-84060	51.42
	4316-102798	10/24 PD 2nd COntrol Arm for C19		101-413-84060	92.78
	4316-102846	10/24 PW HVAC Actuator for #93		501-508-84060	8.46
	4316-102846	10/24 PW HVAC Actuator for #93		502-510-84060	8.46
	4316-102846	10/24 PW HVAC Actuator for #93		503-521-84060	8.45
	4316-102906	10/24 PD Strut, COntrol Arm & Seservior for C21		101-413-84060	683.07
	4316-102907	10/24 PD Oil & Filter for C3		101-413-84060	56.09
	4316-102908	10/24 PD Coolant Hose		101-413-84060	61.65
	CM0000788	10/24 PW Core Return CR		101-440-84060	-5.00
	CM0000788	10/24 PW Core Return CR		107-422-84060	-5.00
76632	10/31/2024	02319	Quadient Leasing USA, Inc.		1,116.51
	Q1563469	10/24 FIN Postage Machine Lease		101-406-84010	33.50
	Q1563469	10/24 FIN Postage Machine Lease		501-406-84010	446.60
	Q1563469	10/24 FIN Postage Machine Lease		502-406-84010	390.78
	Q1563469	10/24 FIN Postage Machine Lease		503-406-84010	223.30
	Q1563469	10/24 FIN Postage Machine Lease		504-406-84010	22.33
76633	10/31/2024	1755	Raul Herrera		500.00
	COALPD-OCT-2024	10/24 HR Polygraph - PD Recruits		101-408-89050	500.00
76634	10/31/2024	1817	Sean Brewer		101.96
	20655	10/24 ADMIN Travel Reimb - S. Brewer		101-405-86010	101.96
76635	10/31/2024	1823	Sequoia Equipment Co., Inc.		413.87
	001-1146235	10/24 PW Starter for Box Scraper		501-508-84060	137.96
	001-1146235	10/24 PW Starter for Box Scraper		502-510-84060	137.96
	001-1146235	10/24 PW Starter for Box Scraper		503-521-84060	137.95
76636	10/31/2024	1864	Stacy Anderson		441.00
	21147	11/24 PD Meal Advance - S. Anderson		101-413-86010	441.00
76638	10/31/2024	1898	Telstar Instruments, Inc.		3,916.62
	122750	7/24 WP Chlorinator Repair		501-503-84020	3,916.62
76639	10/31/2024	02846	T-MOBILE USA INC		317.97
	0009475	559-307-0082 100% Council Member		101-401-72030	30.80
	0009475	559-307-0080 100% Council Member		101-401-72030	30.80
	0009475	559-307-0083 100% Council Member		101-401-72030	30.80
	0009475	559-307-0084 100% Council Member		101-401-72030	30.80
	0009475	559-307-0081 100% Council Member		101-401-72030	30.80
	0009475	559-942-1649 100% BLDG Inspector IPad		101-404-72030	21.14
	0009475	559-630-2536 100% R. Smith		101-404-72030	43.37
	0009475	559-246-6243 50% M. Garcia		101-405-72030	19.58
	0009475	559-885-2481 100% Code Enforcer IPad		101-405-72030	21.14
	0009475	559-401-9377 15% Financial Svcs Director		101-406-72030	5.87
	0009475	559-246-6243 50% M. Garcia		101-435-72030	19.58
	0009475	559-401-9377 5% Financial Svcs Director		107-422-72030	1.96
	0009475	559-401-9377 30% Financial Svcs Director		501-406-72030	11.75
	0009475	559-401-9377 25% Financial Svcs Director		502-406-72030	9.79
	0009475	559-401-9377 19% Financial Svcs Director		503-406-72030	7.44
	0009475	559-401-9377 1% Financial Svcs Director		504-406-72030	0.39
	0009475	559-401-9377 5% Financial Svcs Director		820-610-72030	1.96
76641	10/31/2024	02134	Tyler Business Forms		335.55
	Invoice-96327	10/24 HR W-2 Forms for 2024		101-408-70010	191.26
	Invoice-96327	10/24 PW W-2 Forms for 2024		107-422-70010	6.71
	Invoice-96327	10/24 FD W-2 Forms for 2024		117-416-70010	43.62
	Invoice-96327	10/24 FIN W-2 Forms for 2024		501-406-70010	6.71

Expense Approval Report

Payment Dates: 10/1/2024 - 10/31/2024

Payment Number	Payment Date Payable Number	Vendor # Description	Vendor Name	Account Number	Payment Amount Item Amount
	Invoice-96327	10/24 WP W-2 Forms for 2024		501-503-70010	20.13
	Invoice-96327	10/24 PW W-2 Forms for 2024		501-508-70010	16.78
	Invoice-96327	10/24 FIN W-2 Forms for 2024		502-406-70010	6.71
	Invoice-96327	10/24 PW W-2 Forms for 2024		502-510-70010	16.78
	Invoice-96327	10/24 FIN W-2 Forms for 2024		503-406-70010	5.03
	Invoice-96327	10/24 WWP W-2 Forms for 2024		503-520-70010	10.07
	Invoice-96327	10/24 PW W-2 Forms for 2024		503-521-70010	5.03
	Invoice-96327	10/24 SS W-2 Forms for 2024		504-535-70010	3.36
	Invoice-96327	10/24 RDA W-2 Forms for 2024		820-610-70010	3.36
76642	10/31/2024	1946	Uline		248.45
	184317076	10/24 FD Gloves		101-413-90070	248.45
76643	10/31/2024	02185	Unwired Broadband		251.99
	INV02151111	11/24 WP Internet Service		501-503-72030	251.99
76644	10/31/2024	1944 CC	US Bank Corporate Payment Center		2,565.73
	USBFDAUG24-06	7/24 FD Home Depot - Air Conditioner		101-416-84030	653.84
	USBFDAUG24-06	7/24 FD EMS Testing		117-416-70050	189.00
	USBFDAUG24-06	8/24 FD Training - C. Sanchez		117-416-70050	112.00
	USBFDAUG24-06	8/24 FD Paramedic Pass		117-416-70050	82.77
	USBFDAUG24-06	8/24 FD Training - C. Sanchez CR		117-416-70050	-112.00
	USBPDOCT24-02	9/24 GoTo Communications Phone Service - City Wid		101-401-72030	106.49
	USBPDOCT24-02	9/24 GoTo Communications Phone Service - City Wid		101-404-72030	42.60
	USBPDOCT24-02	9/24 GoTo Communications Phone Service - City Wid		101-405-72030	106.50
	USBPDOCT24-02	9/24 GoTo Communications Phone Service - City Wid		101-406-72030	5.71
	USBPDOCT24-02	9/24 GoTo Communications Phone Service - City Wid		101-408-72030	21.73
	USBPDOCT24-02	9/24 GoTo Communications Phone Service - City Wid		101-413-72030	489.91
	USBPDOCT24-02	9/24 GoTo Communications Phone Service - City Wid		101-415-72030	42.60
	USBPDOCT24-02	9/24 GoTo Communications Phone Service - City Wid		101-416-72030	489.96
	USBPDOCT24-02	9/24 GoTo Communications Phone Service - City Wid		107-422-72030	6.41
	USBPDOCT24-02	9/24 GoTo Communications Phone Service - City Wid		107-422-72030	0.85
	USBPDOCT24-02	9/24 GoTo Communications Phone Service - City Wid		117-416-72030	5.11
	USBPDOCT24-02	9/24 GoTo Communications Phone Service - City Wid		501-406-72030	76.68
	USBPDOCT24-02	9/24 GoTo Communications Phone Service - City Wid		501-406-72030	1.70
	USBPDOCT24-02	9/24 GoTo Communications Phone Service - City Wid		501-503-72030	2.56
	USBPDOCT24-02	9/24 GoTo Communications Phone Service - City Wid		501-503-72030	24.28
	USBPDOCT24-02	9/24 GoTo Communications Phone Service - City Wid		501-508-72030	2.98
	USBPDOCT24-02	9/24 GoTo Communications Phone Service - City Wid		501-508-72030	24.28
	USBPDOCT24-02	9/24 GoTo Communications Phone Service - City Wid		502-406-72030	1.70
	USBPDOCT24-02	9/24 GoTo Communications Phone Service - City Wid		502-406-72030	67.10
	USBPDOCT24-02	9/24 GoTo Communications Phone Service - City Wid		502-510-72030	24.28
	USBPDOCT24-02	9/24 GoTo Communications Phone Service - City Wid		502-510-72030	2.98
	USBPDOCT24-02	9/24 GoTo Communications Phone Service - City Wid		503-406-72030	38.33
	USBPDOCT24-02	9/24 GoTo Communications Phone Service - City Wid		503-406-72030	0.64
	USBPDOCT24-02	9/24 GoTo Communications Phone Service - City Wid		503-520-72030	24.28
	USBPDOCT24-02	9/24 GoTo Communications Phone Service - City Wid		503-520-72030	1.28
	USBPDOCT24-02	9/24 GoTo Communications Phone Service - City Wid		503-521-72030	0.43
	USBPDOCT24-02	9/24 GoTo Communications Phone Service - City Wid		503-521-72030	24.28
	USBPDOCT24-02	9/24 GoTo Communications Phone Service - City Wid		504-406-72030	3.83
	USBPDOCT24-02	9/24 GoTo Communications Phone Service - City Wid		504-406-72030	0.21
	USBPDOCT24-02	9/24 GoTo Communications Phone Service - City Wid		820-610-72030	0.43
76647	10/31/2024	1964	USABluebook		4,279.33
	INV00501978	10/24 WP Chemkey/Reagents		501-503-70202	3,826.86
	INV00502023	10/24 WP Lab Supplies		501-503-70202	259.29
	INV00502211	10/24 WP Lab Supplies		501-503-70202	193.18
DFT0006505	10/11/2024	1025	AFLAC Group Insurance		596.95
	0009265	AFLAC After Tax		950-000-34600	596.95

Expense Approval Report

Payment Dates: 10/1/2024 - 10/31/2024

Payment Number	Payment Date Payable Number	Vendor # Description	Vendor Name	Account Number	Payment Amount Item Amount
DFT0006506	10/11/2024 0009266	1025 AFLAC Pre Tax	AFLAC Group Insurance	950-000-34600	1,713.85 1,713.85
DFT0006507	10/11/2024 0009267	02358 Anthem HMO	Anthem Blue Cross	950-000-32200	10,944.29 10,944.29
DFT0006508	10/11/2024 0009268	02358 Anthem HMO - Fire	Anthem Blue Cross	950-000-32200	2,491.05 2,491.05
DFT0006509	10/11/2024 0009269	02358 Anthem HMO - Non-Safety- FIRE	Anthem Blue Cross	950-000-32200	1,225.11 1,225.11
DFT0006510	10/11/2024 0009270	02358 Anthem HMO - Non-Safety Police	Anthem Blue Cross	950-000-32200	2,695.25 2,695.25
DFT0006511	10/11/2024 0009271	02358 Anthem HMO - Police	Anthem Blue Cross	950-000-32200	8,902.48 8,902.48
DFT0006512	10/11/2024 0009272	02358 Anthem PPO	Anthem Blue Cross	950-000-32200	17,257.08 17,257.08
DFT0006513	10/11/2024 0009273	02358 Anthem PPO - City Manager	Anthem Blue Cross	950-000-32200	1,676.16 1,676.16
DFT0006514	10/11/2024 0009274	02358 Anthem PPO - Fire	Anthem Blue Cross	950-000-32200	12,593.01 12,593.01
DFT0006515	10/11/2024 0009275	02358 Anthem PPO - Non-Safety FIRE	Anthem Blue Cross	950-000-32200	1,969.28 1,969.28
DFT0006516	10/11/2024 0009276	02358 Anthem PPO - Non- Safety Police	Anthem Blue Cross	950-000-32200	1,451.05 1,451.05
DFT0006517	10/11/2024 0009277	02358 Anthem PPO - Police	Anthem Blue Cross	950-000-32200	3,005.75 3,005.75
DFT0006518	10/11/2024 0009283	02043 New York Life Insurance	New York Life Insurance	950-000-32400	701.39 701.39
DFT0006519	10/31/2024 0009289	1865 Standard Basic Dependent Life Ins	Standard Insurance Company	950-000-32400	4.08 4.08
DFT0006520	10/31/2024 0009290	1865 Standard Basic Dependent Life Ins - NS PD	Standard Insurance Company	950-000-32400	0.51 0.51
DFT0006521	10/11/2024 0009295	1865 Standard Dental PPO General/Non-Rep	Standard Insurance Company	950-000-32200	1,029.54 1,029.54
DFT0006522	10/11/2024 0009296	1865 Standard Vision - Non-Safety Fire EMS	Standard Insurance Company	950-000-32200	58.97 58.97
DFT0006523	10/11/2024 0009297	1865 Standard Dentall - Fire	Standard Insurance Company	950-000-32200	521.44 521.44
DFT0006524	10/11/2024 0009298	1865 Standard Dental - Non-Safety Fire EMS	Standard Insurance Company	950-000-32200	112.56 112.56
DFT0006525	10/11/2024 0009299	1865 Standard Dental - Non Safety Police Tech	Standard Insurance Company	950-000-32200	191.75 191.75
DFT0006526	10/11/2024 0009300	1865 Standard Dental - Police	Standard Insurance Company	950-000-32200	467.06 467.06
DFT0006527	10/11/2024 0009301	1865 Standard Vision	Standard Insurance Company	950-000-32200	223.56 223.56

Expense Approval Report

Payment Dates: 10/1/2024 - 10/31/2024

Payment Number	Payment Date Payable Number	Vendor # Description	Vendor Name	Account Number	Payment Amount Item Amount
DFT0006528	10/11/2024 0009302	1865 Standard Vision - City Manager	Standard Insurance Company	950-000-32200	10.68 10.68
DFT0006529	10/11/2024 0009303	1865 Standard Vision - Fire	Standard Insurance Company	950-000-32200	111.60 111.60
DFT0006530	10/11/2024 0009304	1865 Standard Vision - Non-Safety Fire EMS	Standard Insurance Company	950-000-32200	26.70 26.70
DFT0006531	10/11/2024 0009305	1865 Standard Vision - Police	Standard Insurance Company	950-000-32200	40.50 40.50
DFT0006532	10/11/2024 0009306	1865 Standard Vision - Police	Standard Insurance Company	950-000-32200	100.26 100.26
DFT0006533	10/31/2024 0009307	1865 Standard LTD	Standard Insurance Company	950-000-32300	692.29 692.29
DFT0006534	10/11/2024 0009308	1865 Standar Voluntary Life Insurance EE	Standard Insurance Company	950-000-32400	616.22 616.22
DFT0006535	10/11/2024 0009309	1865 Standard Voluntary Life Insurance - Spouse	Standard Insurance Company	950-000-32400	32.89 32.89
DFT0006536	10/11/2024 0009311	1207 Unreimbursed Medical	City of Coalinga	950-000-34500	572.68 572.68
DFT0006537	10/11/2024 0009336	1677 457 Newport \$\$ General	Newport Trust Company	950-000-32100	90.00 90.00
DFT0006538	10/11/2024 0009337	1677 457 Newport \$\$ General	Newport Trust Company	950-000-32100	112.50 112.50
DFT0006539	10/11/2024 0009338	1677 457 Newport \$\$ General	Newport Trust Company	950-000-32100	37.50 37.50
DFT0006540	10/11/2024 0009339	1677 457 Newport % General	Newport Trust Company	950-000-32100	502.53 502.53
DFT0006541	10/11/2024 0009340	1677 457 Newport % General	Newport Trust Company	950-000-32100	367.14 367.14
DFT0006542	10/11/2024 0009341	1677 457 Newport % General	Newport Trust Company	950-000-32100	904.76 904.76
DFT0006543	10/11/2024 0009342	1677 457 Newport % General	Newport Trust Company	950-000-32100	650.37 650.37
DFT0006544	10/11/2024 0009343	1677 457 Newport % General	Newport Trust Company	950-000-32100	184.80 184.80
DFT0006545	10/11/2024 0009344	1677 457 Newport EE\$/ER%	Newport Trust Company	950-000-32100	1,013.68 1,013.68
DFT0006546	10/11/2024 0009345	1677 457 Newport EE\$/ER%	Newport Trust Company	950-000-32100	1,638.27 1,638.27
DFT0006547	10/11/2024 0009348	1869 SDU Fresno County DCSS	California State Disbursement Unit	950-000-34010	315.69 315.69
DFT0006548	10/11/2024 0009349	1869 SDU Fresno County DCSS	California State Disbursement Unit	950-000-34010	34.61 34.61
DFT0006549	10/11/2024 0009350	1869 SDU Merced County DCSS	California State Disbursement Unit	950-000-34010	269.53 269.53

Expense Approval Report

Payment Dates: 10/1/2024 - 10/31/2024

Payment Number	Payment Date Payable Number	Vendor # Description	Vendor Name	Account Number	Payment Amount Item Amount
DFT0006550	10/11/2024 0009351	02078 SDI	SDI	950-000-31500	3,605.82 3,605.82
DFT0006551	10/11/2024 0009352	02077 SDI Mgr	SDI (Mgr)	950-000-31500	204.09 204.09
DFT0006552	10/11/2024 0009353	1331 State W/H	Employment Development Dept. (EDD)	950-000-31200	12,408.65 12,408.65
DFT0006553	10/11/2024 0009354 0009354 0009354	1956 Fed W/H Social Security Medicare	IRS/United States Treasury	950-000-31100 950-000-31300 950-000-31400	80,190.91 26,971.53 43,132.08 10,087.30
DFT0006563	10/25/2024 0009382	1025 AFLAC After Tax	AFLAC Group Insurance	950-000-34600	596.95 596.95
DFT0006564	10/25/2024 0009383	1025 AFLAC Pre Tax	AFLAC Group Insurance	950-000-34600	1,713.85 1,713.85
DFT0006565	10/25/2024 0009384	02358 Anthem HMO	Anthem Blue Cross	950-000-32200	10,944.29 10,944.29
DFT0006566	10/25/2024 0009385	02358 Anthem HMO - Fire	Anthem Blue Cross	950-000-32200	2,491.05 2,491.05
DFT0006567	10/25/2024 0009386	02358 Anthem HMO - Non-Safety- FIRE	Anthem Blue Cross	950-000-32200	1,225.11 1,225.11
DFT0006568	10/25/2024 0009387	02358 Anthem HMO - Non-Safety Police	Anthem Blue Cross	950-000-32200	2,695.25 2,695.25
DFT0006569	10/25/2024 0009388	02358 Anthem HMO - Police	Anthem Blue Cross	950-000-32200	8,902.48 8,902.48
DFT0006570	10/25/2024 0009389	02358 Anthem PPO	Anthem Blue Cross	950-000-32200	17,257.08 17,257.08
DFT0006571	10/25/2024 0009390	02358 Anthem PPO - City Manager	Anthem Blue Cross	950-000-32200	1,676.16 1,676.16
DFT0006572	10/25/2024 0009391	02358 Anthem PPO - Fire	Anthem Blue Cross	950-000-32200	12,593.01 12,593.01
DFT0006573	10/25/2024 0009392	02358 Anthem PPO - Non-Safety FIRE	Anthem Blue Cross	950-000-32200	1,969.28 1,969.28
DFT0006574	10/25/2024 0009393	02358 Anthem PPO - Non- Safety Police	Anthem Blue Cross	950-000-32200	1,451.05 1,451.05
DFT0006575	10/25/2024 0009394	02358 Anthem PPO - Police	Anthem Blue Cross	950-000-32200	3,005.75 3,005.75
DFT0006577	10/31/2024 0009406	1865 Standard Basic Dependent Life Ins	Standard Insurance Company	950-000-32400	4.08 4.08
DFT0006578	10/31/2024 0009407	1865 Standard Basic Dependent Life Ins - NS PD	Standard Insurance Company	950-000-32400	0.51 0.51
DFT0006579	10/25/2024 0009412	1865 Standard Dental PPO General/Non-Rep	Standard Insurance Company	950-000-32200	1,029.54 1,029.54
DFT0006580	10/25/2024 0009413	1865 Standard Vision - Non-Safety Fire EMS	Standard Insurance Company	950-000-32200	58.97 58.97

Expense Approval Report

Payment Dates: 10/1/2024 - 10/31/2024

Payment Number	Payment Date Payable Number	Vendor # Description	Vendor Name	Account Number	Payment Amount Item Amount
DFT0006581	10/25/2024 0009414	1865 Standard Dentall - Fire	Standard Insurance Company	950-000-32200	521.44 521.44
DFT0006582	10/25/2024 0009415	1865 Standard Dental - Non-Safety Fire EMS	Standard Insurance Company	950-000-32200	112.56 112.56
DFT0006583	10/25/2024 0009416	1865 Standard Dental - Non Saftey Police Tech	Standard Insurance Company	950-000-32200	191.75 191.75
DFT0006584	10/25/2024 0009417	1865 Standard Dental - Police	Standard Insurance Company	950-000-32200	467.06 467.06
DFT0006585	10/25/2024 0009418	1865 Standard Vision	Standard Insurance Company	950-000-32200	223.56 223.56
DFT0006586	10/25/2024 0009419	1865 Standard Vision - City Manager	Standard Insurance Company	950-000-32200	10.68 10.68
DFT0006587	10/25/2024 0009420	1865 Standard Vision - Fire	Standard Insurance Company	950-000-32200	111.60 111.60
DFT0006588	10/25/2024 0009421	1865 Standard Vision - Non-Safety Fire EMS	Standard Insurance Company	950-000-32200	26.70 26.70
DFT0006589	10/25/2024 0009422	1865 Standard Vision - Police	Standard Insurance Company	950-000-32200	40.50 40.50
DFT0006590	10/25/2024 0009423	1865 Standard Vision - Police	Standard Insurance Company	950-000-32200	100.26 100.26
DFT0006591	10/31/2024 0009424	1865 Standard LTD	Standard Insurance Company	950-000-32300	692.29 692.29
DFT0006592	10/25/2024 0009425	1865 Standar Voluntary Life Insurance EE	Standard Insurance Company	950-000-32400	616.22 616.22
DFT0006593	10/25/2024 0009426	1865 Standard Voluntary Life Insurance - Spouse	Standard Insurance Company	950-000-32400	32.89 32.89
DFT0006594	10/25/2024 0009428	1207 Unreimbursed Medical	City of Coalinga	950-000-34500	572.68 572.68
DFT0006595	10/25/2024 0009453	1677 457 Newport \$\$ General	Newport Trust Company	950-000-32100	90.00 90.00
DFT0006596	10/25/2024 0009454	1677 457 Newport \$\$ General	Newport Trust Company	950-000-32100	112.50 112.50
DFT0006597	10/25/2024 0009455	1677 457 Newport \$\$ General	Newport Trust Company	950-000-32100	37.50 37.50
DFT0006598	10/25/2024 0009456	1677 457 Newport % General	Newport Trust Company	950-000-32100	433.01 433.01
DFT0006599	10/25/2024 0009457	1677 457 Newport % General	Newport Trust Company	950-000-32100	339.87 339.87
DFT0006600	10/25/2024 0009458	1677 457 Newport % General	Newport Trust Company	950-000-32100	849.45 849.45
DFT0006601	10/25/2024 0009459	1677 457 Newport % General	Newport Trust Company	950-000-32100	1,175.87 1,175.87
DFT0006602	10/25/2024 0009460	1677 457 Newport % General	Newport Trust Company	950-000-32100	140.63 140.63

Expense Approval Report

Payment Dates: 10/1/2024 - 10/31/2024

Payment Number	Payment Date Payable Number	Vendor # Description	Vendor Name	Account Number	Payment Amount Item Amount
DFT0006603	10/25/2024 0009461	1677 457 Newport EE\$/ER%	Newport Trust Company	950-000-32100	1,013.68 1,013.68
DFT0006604	10/25/2024 0009462	1677 457 Newport EE\$/ER%	Newport Trust Company	950-000-32100	1,600.11 1,600.11
DFT0006605	10/25/2024 0009465	1869 SDU Fresno County DCSS	California State Disbursement Unit	950-000-34010	315.69 315.69
DFT0006606	10/25/2024 0009466	1869 SDU Fresno County DCSS	California State Disbursement Unit	950-000-34010	34.61 34.61
DFT0006607	10/25/2024 0009467	1869 SDU Merced County DCSS	California State Disbursement Unit	950-000-34010	269.53 269.53
DFT0006608	10/25/2024 0009468	02078 SDI	SDI	950-000-31500	3,282.49 3,282.49
DFT0006609	10/25/2024 0009469	02077 SDI Mgr	SDI (Mgr)	950-000-31500	187.89 187.89
DFT0006610	10/25/2024 0009470	1331 State W/H	Employment Development Dept. (EDD)	950-000-31200	11,363.93 11,363.93
DFT0006611	10/25/2024 0009471 0009471 0009471	1956 Fed W/H Social Security Medicare	IRS/United States Treasury	950-000-31100 950-000-31300 950-000-31400	76,279.67 26,461.27 40,375.70 9,442.70
DFT0006618	10/25/2024 CM0000785	02078 SDI	SDI	950-000-31500	-33.02 -33.02
DFT0006619	10/25/2024 CM0000786	1331 State W/H	Employment Development Dept. (EDD)	950-000-31200	-305.83 -305.83
DFT0006620	10/25/2024 CM0000787 CM0000787 CM0000787	1956 Fed W/H Social Security Medicare	IRS/United States Treasury	950-000-31100 950-000-31300 950-000-31400	-1,146.21 -686.87 -372.28 -87.06
DFT0006621	10/31/2024 0009477	02078 SDI	SDI	950-000-31500	19.22 19.22
DFT0006622	10/31/2024 0009478	1331 State W/H	Employment Development Dept. (EDD)	950-000-31200	115.31 115.31
DFT0006623	10/31/2024 0009479 0009479 0009479	1956 Fed W/H Social Security Medicare	IRS/United States Treasury	950-000-31100 950-000-31300 950-000-31400	651.65 384.35 216.64 50.66

**Grand Total: 2,109,347.21**



## Report Summary

### Fund Summary

Fund	Payment Amount
101 - GENERAL FUND	139,186.61
102 - PD EVIDENCE FUND	6.98
103 - PD FED FORFEITURE FUND	0.34
105 - COPS GRANT FUND	87.00
106 - POLICE DEPT GRANTS	915.02
107 - GAS TAX FUND	26,150.16
110 - LTF - ARTICLE 8 FUND	25,228.04
114 - HABITAT CONSERVATION FUND	5.28
116 - PD FORFEITURE/UNCLAIMED FUND	0.90
117 - IGT-INTERGOVERNMENTAL TRANSFER	35,551.67
125 - MEASURE C-STREET MAINTENANCE	35.64
126 - MEASURE C-ADA COMPLIANCE	2.43
127 - MEASURE C-FLEXIBLE FUNDING	72,749.89
130 - SPECIAL ASSESSMENT DISTRICTS	5.71
140 - GENERAL CAPITAL PROJECTS FUND	0.69
141 - PUBLIC BUILDING/FACILITIES IMPACT FEES	707.12
142 - LAW ENFORCEMENT IMPACT FEES	4.73
143 - FIRE PROTECTION IMPACT FEES	4.77
144 - STORM DRAINAGE & FLOOD CONTROL IMPACT FE	27.55
145 - STREETS & BRIDGES IMPACT FEES	14.89
146 - PARK IMPACT FEES	23.06
150 - COALINGA PUBLIC FINANCING AUTH	151.35
301 - CDBG PROGRAM INCOME	6.36
303 - CDBG PROGRAM FUND	4,837.63
304 - HOME PROGRAM FUND	226.21
305 - CALTRANS GRANTS FUND	42,630.51
306 - SPECIAL REVENUE GRANTS FUND	3,415.67
307 - ARPA GRANT FUND	1,727.37
310 - AHSC PROGRAM	15,277.50
501 - WATER ENTERPRISE FUND	377,460.56
502 - GAS ENTERPRISE FUND	93,743.42
503 - SEWER ENTERPRISE FUND	207,750.58
504 - SANITATION ENTERPRISE FUND	682,226.56
815 - LOW/MOD HOUSING ASSET FUND	333.56
820 - RORF-REDEV OBLIG RETIREMENT FUND (RDA)	196.35
851 - EDA COMMUNITY BLDG RENTALS	3.13
852 - EDA REVOLVING FUND	3.71
950 - PAYROLL TRUST & AGENCY FUND	378,648.26
<b>Grand Total:</b>	<b>2,109,347.21</b>

### Account Summary

Account Number	Account Name	Payment Amount
101-000-10400	SMIP Payable	142.16
101-000-10500	State Bldg. Standards Ad	98.18
101-400-41080	Mid Valley Franchise Fee	-137,467.80
101-400-42050	Building Permits	384.08
101-400-42130	Residential Solar Permit	621.60
101-401-72030	Telephone	520.98
101-401-84010	Office Equip. Repairs &	27.04
101-401-88010	City Attorney Fees	11,681.52
101-401-88040	Computer Programming	267.67
101-401-88100	Professional Services	400.00
101-401-88221	Youth in Government Pr	3,000.00
101-404-70060	Small Tools & Equipment	32.68
101-404-70100	Uniforms	22.47
101-404-70160	Gasoline & Diesel	155.33
101-404-72030	Telephone	214.22

## Account Summary

Account Number	Account Name	Payment Amount
101-404-84010	Office Equip. Repairs &	35.73
101-404-84060	Vehicle Parts, Repairs &	11.60
101-404-86030	Subs., Dues, & Publicatio	20.17
101-404-86500	Planning-Reimbursable F	4,351.18
101-404-88010	City Attorney Fees	2.60
101-404-88040	Computer Programming	657.50
101-404-88100	Professional Services	3,607.52
101-404-88101	Administrative Fees	0.75
101-404-88160	Housing Element	900.00
101-405-70010	Office Supplies	24.21
101-405-70160	Gasoline & Diesel	81.32
101-405-72030	Telephone	294.44
101-405-84010	Office Equip. Repairs &	154.79
101-405-84060	Vehicle Parts, Repairs &	17.40
101-405-86010	Training, Travel, & Confe	141.78
101-405-86030	Subs., Dues, & Publicatio	6,239.88
101-405-88040	Computer Programming	267.67
101-405-88101	Administrative Fees	14.11
101-405-98030	Office Furniture & Equip	1,861.29
101-406-70010	Office Supplies	25.69
101-406-72030	Telephone	23.16
101-406-84010	Office Equip. Repairs &	77.41
101-406-88030	Accounting/Auditing	435.00
101-406-88040	Computer Programming	79.37
101-406-88100	Professional Services	1,695.46
101-406-89040	Physical w/Drug & Alcoh	70.00
101-406-89070	Fingerprinting	4.80
101-406-92090	Taxes, Licenses, & Fees	2,057.58
101-408-70010	Office Supplies	260.61
101-408-72030	Telephone	43.46
101-408-84010	Office Equip. Repairs &	125.43
101-408-86010	Training, Travel, & Confe	398.00
101-408-86030	Subs., Dues, & Publicatio	47.14
101-408-88040	Computer Programming	962.31
101-408-88101	Administrative Fees	4.28
101-408-89040	Physical w/Drug & Alcoh	140.00
101-408-89050	Polygraphs	500.00
101-408-89060	Psychological Evaluation	400.00
101-408-89070	Fingerprinting	96.00
101-408-89080	Background Investigatio	800.00
101-413-70010	Office Supplies	308.90
101-413-70160	Gasoline & Diesel	10,119.21
101-413-70380	Inmate Food/Jail Supplie	786.78
101-413-70440	Miscellaneous Supplies	1,618.45
101-413-72010	Water, Gas, Sanitation &	59.63
101-413-72020	Electric	25.69
101-413-72030	Telephone	11,145.10
101-413-84010	Office Equip. Repairs &	352.35
101-413-84060	Vehicle Parts, Repairs &	11,996.88
101-413-86010	Training, Travel, & Confe	16,562.84
101-413-86030	Subs., Dues, & Publicatio	675.98
101-413-88040	Computer Programming	18,748.69
101-413-88080	Laboratory	550.00
101-413-88100	Professional Services	1,403.49
101-413-88101	Administrative Fees	22.50
101-413-90070	Investigative Expenses	525.62
101-413-92120	Booking Fees	71.60
101-413-98040	Major Machinery & Equi	1,351.36

## Account Summary

Account Number	Account Name	Payment Amount
101-415-70440	Miscellaneous Supplies	3,000.00
101-415-72010	Water, Gas, Sanitation &	107.41
101-415-72030	Telephone	116.00
101-415-84060	Vehicle Parts, Repairs &	237.36
101-415-88100	Professional Services	13,450.83
101-416-70010	Office Supplies	121.11
101-416-70050	Education Materials & S	936.33
101-416-70060	Small Tools & Equipment	302.01
101-416-70102	Uniforms	29,499.34
101-416-70160	Gasoline & Diesel	11,342.73
101-416-70440	Miscellaneous Supplies	189.42
101-416-70450	Station Supplies	679.54
101-416-72010	Water, Gas, Sanitation &	1,882.85
101-416-72020	Electric	4,082.31
101-416-72030	Telephone	1,868.25
101-416-75030	Tuition Reimbursement	248.00
101-416-75060	Mandated Annual Servic	14,287.00
101-416-84010	Office Equip. Repairs &	175.71
101-416-84030	Buildings Repairs & Mai	6,298.18
101-416-84050	Grounds Repairs & Main	28.00
101-416-84060	Vehicle Parts, Repairs &	4,952.98
101-416-86010	Training, Travel, & Confe	2,013.90
101-416-86030	Subs., Dues, & Publicatio	404.98
101-416-88020	Outside Attorney Fees	497.00
101-416-88040	Computer Programming	4,746.47
101-416-89070	Fingerprinting	32.00
101-416-98040	Major Machinery & Equi	3,592.25
101-431-70060	Small Tools & Equipment	1,423.01
101-431-70100	Uniforms	67.47
101-431-70150	Vehicle Parts & Supplies	284.64
101-431-70160	Gasoline & Diesel	63.85
101-431-72030	Telephone	43.37
101-432-72010	Water, Gas, Sanitation &	1,475.86
101-432-72020	Electric	13,861.48
101-432-72030	Telephone	363.93
101-432-84030	Buildings Repairs & Mai	7,777.36
101-435-72010	Water, Gas, Sanitation &	709.22
101-435-72020	Electric	1,472.50
101-435-72030	Telephone	149.62
101-435-84030	Buildings Repairs & Mai	1,928.41
101-435-84050	Grounds Repairs & Main	163.48
101-435-86010	Training, Travel, & Confe	927.96
101-435-88101	Administrative Fees	2.25
101-440-70010	Office Supplies	82.49
101-440-70060	Small Tools & Equipment	29.90
101-440-70100	Uniforms	164.98
101-440-70160	Gasoline & Diesel	1,341.81
101-440-72011	Water/Electric - City Plot	11,605.93
101-440-84050	Grounds Repairs & Main	2,188.44
101-440-84060	Vehicle Parts, Repairs &	667.10
101-440-88100	Professional Services	59.25
101-440-98040	Major Machinery & Equi	3,885.50
102-413-92090	Taxes, Licenses, & Fees	6.98
103-413-92090	Taxes, Licenses, & Fees	0.34
105-413-98040	Major Machinery & Equi	87.00
106-413-70010	Office Supplies	49.02
106-413-98040	Major Machinery & Equi	866.00
107-422-62080	Uniform Allowance	14.00

## Account Summary

Account Number	Account Name	Payment Amount
107-422-70010	Office Supplies	6.71
107-422-70100	Uniforms	134.19
107-422-70130	Street Materials	4,696.26
107-422-70160	Gasoline & Diesel	236.55
107-422-72011	Water/Electric - City Plot	5,828.67
107-422-72030	Telephone	48.90
107-422-84010	Office Equip. Repairs &	13.98
107-422-84050	Grounds Repairs & Main	208.23
107-422-84060	Vehicle Parts, Repairs &	923.99
107-422-86030	Subs., Dues, & Publicatio	100.65
107-422-88030	Accounting/Auditing	145.00
107-422-88040	Computer Programming	2,475.34
107-422-88060	Medical - General	63.00
107-422-88100	Professional Services	8,497.50
107-422-88101	Administrative Fees	3.01
107-422-88130	Grant Writing/Applicatio	2,712.50
107-422-89070	Fingerprinting	33.60
107-422-92090	Taxes, Licenses, & Fees	8.08
110-424-72021	Street Light Electricity	11,981.06
110-424-92090	Taxes, Licenses, & Fees	73.23
110-424-98401	Slurry Seal & Cape Seal	11,270.00
110-424-98912	Durian/Birch St. Improv.	1,903.75
114-404-92090	Taxes, Licenses, & Fees	5.28
116-413-92090	Taxes, Licenses, & Fees	0.90
117-416-70010	Office Supplies	43.62
117-416-70050	Education Materials & S	607.91
117-416-70102	Uniforms	336.15
117-416-72030	Telephone	15.59
117-416-75000	Medical Equipment & Su	6,397.83
117-416-75010	Meals-Ambulance Runs	159.99
117-416-75020	EMS-Linens	482.26
117-416-75030	Tuition Reimbursement	336.14
117-416-75040	Ambulance Billing Contr	12,539.66
117-416-84010	Office Equip. Repairs &	24.32
117-416-84060	Vehicle Parts, Repairs &	5,215.83
117-416-86030	Subs., Dues, & Publicatio	10.75
117-416-86040	Required Certification Tr	1,433.00
117-416-88040	Computer Programming	4,236.43
117-416-88060	Medical - General	210.00
117-416-88100	Professional Services	3,107.30
117-416-88101	Administrative Fees	1.06
117-416-89040	Physical w/Drug & Alcoh	210.00
117-416-92090	Taxes, Licenses, & Fees	67.83
117-416-98040	Major Machinery & Equi	116.00
125-422-92090	Taxes, Licenses, & Fees	35.64
126-422-92090	Taxes, Licenses, & Fees	2.43
127-000-10003	Retention Payable	-3,251.97
127-422-92090	Taxes, Licenses, & Fees	77.93
127-422-98040	Major Machinery & Equi	7,430.00
127-422-98907	Pleasant St Sewer Main	66,303.93
127-422-98983	Center Median Island Im	2,190.00
130-603-92090	Taxes, Licenses, & Fees	5.71
140-422-92090	Taxes, Licenses, & Fees	0.69
141-422-92090	Taxes, Licenses, & Fees	7.94
141-422-98985	Council Chambers Mode	699.18
142-422-92090	Taxes, Licenses, & Fees	4.73
143-422-92090	Taxes, Licenses, & Fees	4.77
144-422-92090	Taxes, Licenses, & Fees	27.55

## Account Summary

Account Number	Account Name	Payment Amount
145-422-92090	Taxes, Licenses, & Fees	14.89
146-422-92090	Taxes, Licenses, & Fees	23.06
150-758-92090	Taxes, Licenses, & Fees	151.35
301-620-92090	Taxes, Licenses, & Fees	6.36
303-405-88118	2022 CDBG Grant for FT	4,837.63
304-404-88105	19-HOME-14965 Grant E	226.21
305-422-98062	STBG-California-Baker ST	1,725.00
305-422-98902	Phelps Ave Ph 2 Exp STP	960.00
305-422-98905	Los Gatos Bridge Trails-A	8,475.57
305-422-98974	CMAQ-NW Trail Seg 1/2/	15,050.00
305-422-98975	ATP Cycle 5-Est Polk St Bi	15,551.25
305-422-98982	Trail Improv-ATP Cycle 4	868.69
306-422-88106	Permanent Local Housin	1,015.67
306-422-98575	Centennial Park DPR Gra	1,200.00
306-422-98576	Sandalwood Park DPR Gr	1,200.00
307-401-98579	ARPA Grant Expense	1,727.37
310-422-98581	AHSC Grant Expense	15,277.50
501-000-10003	Retention Payable	-448.55
501-406-70010	Office Supplies	349.21
501-406-70030	Postage & Freight Out	6,196.40
501-406-70040	Printing & Binding	3,841.79
501-406-72030	Telephone	280.01
501-406-84010	Office Equip. Repairs &	1,040.05
501-406-86030	Subs., Dues, & Publicatio	1.65
501-406-88030	Accounting/Auditing	870.00
501-406-88040	Computer Programming	2,751.10
501-406-88101	Administrative Fees	0.24
501-406-89040	Physical w/Drug & Alcoh	28.00
501-406-89070	Fingerprinting	9.60
501-406-92090	Taxes, Licenses, & Fees	4,804.80
501-503-70010	Office Supplies	20.13
501-503-70030	Postage & Freight Out	20.73
501-503-70060	Small Tools & Equipment	455.50
501-503-70100	Uniforms	168.03
501-503-70140	Utility Parts & Supplies	776.79
501-503-70160	Gasoline & Diesel	1,374.79
501-503-70202	Lab Supplies	4,279.33
501-503-70240	Chemicals Aluminate Sul	35,438.20
501-503-70400	Chemicals Sodium Perm	18,406.71
501-503-72010	Water, Gas, Sanitation &	19.30
501-503-72020	Electric	117,048.09
501-503-72030	Telephone	774.91
501-503-80010	Water Purchases	82,082.49
501-503-82030	Equipment Rental	2,524.68
501-503-84010	Office Equip. Repairs &	75.23
501-503-84020	Major Equip. Repairs &	11,117.41
501-503-84030	Buildings Repairs & Mai	2,030.52
501-503-84051	Grounds Chemicals & M	2,396.35
501-503-84060	Vehicle Parts, Repairs &	30.00
501-503-84072	Safety Equip. Repairs &	95.18
501-503-86010	Training, Travel, & Confe	553.00
501-503-86030	Subs., Dues, & Publicatio	90.27
501-503-88010	City Attorney Fees	211.25
501-503-88040	Computer Programming	503.68
501-503-88081	Outside Laboratory	3,918.88
501-503-88100	Professional Services	8,344.75
501-503-88101	Administrative Fees	11.89
501-503-92090	Taxes, Licenses, & Fees	3,514.02

## Account Summary

Account Number	Account Name	Payment Amount
501-503-98441	Water Revenue Bond Pr	24,709.63
501-503-98471	CDWR Turf Replacement	2,250.00
501-508-62080	Uniform Allowance	55.98
501-508-70010	Office Supplies	16.78
501-508-70060	Small Tools & Equipment	639.05
501-508-70100	Uniforms	134.22
501-508-70101	Uniforms-Safety Equipm	163.47
501-508-70130	Street Materials	2,136.66
501-508-70140	Utility Parts & Supplies	876.77
501-508-70160	Gasoline & Diesel	1,341.68
501-508-72020	Electric	272.94
501-508-72030	Telephone	950.49
501-508-84010	Office Equip. Repairs &	16.17
501-508-84030	Buildings Repairs & Mai	380.87
501-508-84060	Vehicle Parts, Repairs &	560.40
501-508-86030	Subs., Dues, & Publicatio	36.91
501-508-88040	Computer Programming	3,590.66
501-508-88060	Medical - General	147.00
501-508-88100	Professional Services	8,137.10
501-508-88101	Administrative Fees	2.30
501-508-89070	Fingerprinting	32.00
501-508-98030	Office Furniture & Equip	88.26
501-508-98040	Major Machinery & Equi	5,769.44
501-508-98907	Pleasant St Sewer Main	9,145.37
502-406-70010	Office Supplies	306.39
502-406-70030	Postage & Freight Out	5,421.86
502-406-70040	Printing & Binding	3,361.55
502-406-72030	Telephone	244.68
502-406-84010	Office Equip. Repairs &	911.09
502-406-86030	Subs., Dues, & Publicatio	1.65
502-406-88030	Accounting/Auditing	725.00
502-406-88040	Computer Programming	935.58
502-406-88101	Administrative Fees	0.22
502-406-89040	Physical w/Drug & Alcoh	21.00
502-406-89070	Fingerprinting	8.00
502-406-92090	Taxes, Licenses, & Fees	4,204.20
502-510-62080	Uniform Allowance	55.98
502-510-70010	Office Supplies	16.78
502-510-70030	Postage & Freight Out	61.44
502-510-70100	Uniforms	134.22
502-510-70101	Uniforms-Safety Equipm	163.47
502-510-70130	Street Materials	1,259.78
502-510-70140	Utility Parts & Supplies	151.42
502-510-70160	Gasoline & Diesel	1,341.55
502-510-72020	Electric	375.40
502-510-72030	Telephone	296.73
502-510-80020	PG&E Wholesale Transp	40,993.94
502-510-84010	Office Equip. Repairs &	44.19
502-510-84030	Buildings Repairs & Mai	260.35
502-510-84060	Vehicle Parts, Repairs &	560.39
502-510-86010	Training, Travel, & Confe	1,500.00
502-510-86030	Subs., Dues, & Publicatio	651.01
502-510-88040	Computer Programming	5,613.35
502-510-88060	Medical - General	147.00
502-510-88100	Professional Services	17,370.00
502-510-88101	Administrative Fees	5.29
502-510-89070	Fingerprinting	64.00
502-510-92090	Taxes, Licenses, & Fees	30.04

## Account Summary

Account Number	Account Name	Payment Amount
502-510-98040	Major Machinery & Equi	1,878.13
502-510-98071	Gas Meter Purchases	4,627.74
503-000-10003	Retention Payable	-7,513.19
503-406-70010	Office Supplies	176.28
503-406-70030	Postage & Freight Out	3,562.93
503-406-70040	Printing & Binding	2,209.03
503-406-72030	Telephone	143.78
503-406-84010	Office Equip. Repairs &	519.03
503-406-86030	Subs., Dues, & Publicatio	1.24
503-406-88030	Accounting/Auditing	551.00
503-406-88040	Computer Programming	532.78
503-406-88101	Administrative Fees	0.16
503-406-89040	Physical w/Drug & Alcoh	19.60
503-406-89070	Fingerprinting	6.08
503-406-92090	Taxes, Licenses, & Fees	2,762.76
503-520-70010	Office Supplies	10.07
503-520-70030	Postage & Freight Out	20.72
503-520-70100	Uniforms	84.63
503-520-70140	Utility Parts & Supplies	221.15
503-520-70160	Gasoline & Diesel	472.81
503-520-72010	Water, Gas, Sanitation &	1,113.91
503-520-72020	Electric	23,553.39
503-520-72030	Telephone	95.40
503-520-82030	Equipment Rental	18.00
503-520-84010	Office Equip. Repairs &	67.19
503-520-84020	Major Equip. Repairs &	3,206.61
503-520-84030	Buildings Repairs & Mai	799.61
503-520-84073	Safety Equipment	148.02
503-520-86030	Subs., Dues, & Publicatio	2.48
503-520-88010	City Attorney Fees	57.50
503-520-88040	Computer Programming	2,984.56
503-520-88080	Laboratory	3,918.87
503-520-88100	Professional Services	600.00
503-520-88101	Administrative Fees	2.52
503-520-92090	Taxes, Licenses, & Fees	223.98
503-521-62080	Uniform Allowance	13.99
503-521-70010	Office Supplies	5.03
503-521-70100	Uniforms	134.19
503-521-70101	Uniforms-Safety Equipm	163.47
503-521-70130	Street Materials	512.18
503-521-70140	Utility Parts & Supplies	101.44
503-521-70160	Gasoline & Diesel	1,341.53
503-521-70440	Miscellaneous Supplies	89.52
503-521-72010	Water, Gas, Sanitation &	264.35
503-521-72020	Electric	862.09
503-521-72030	Telephone	188.27
503-521-84010	Office Equip. Repairs &	7.99
503-521-84030	Buildings Repairs & Mai	260.34
503-521-84060	Vehicle Parts, Repairs &	560.28
503-521-86030	Subs., Dues, & Publicatio	34.01
503-521-88040	Computer Programming	2,961.09
503-521-88060	Medical - General	63.00
503-521-88100	Professional Services	600.00
503-521-88101	Administrative Fees	2.29
503-521-98040	Major Machinery & Equi	1,883.92
503-521-98907	Pleasant St Sewer Main	153,184.95
503-521-98908	Grant St Alley Sewer Lin	3,943.75
504-400-48170	Reimbursements & Refu	-8,448.85

**Account Summary**

Account Number	Account Name	Payment Amount
504-406-70010	Office Supplies	17.12
504-406-70030	Postage & Freight Out	309.85
504-406-70040	Printing & Binding	191.98
504-406-72030	Telephone	13.94
504-406-84010	Office Equip. Repairs &	52.61
504-406-86030	Subs., Dues, & Publicatio	0.83
504-406-88030	Accounting/Auditing	29.00
504-406-88040	Computer Programming	615.18
504-406-88101	Administrative Fees	0.02
504-406-89040	Physical w/Drug & Alcoh	1.40
504-406-89070	Fingerprinting	0.32
504-406-92090	Taxes, Licenses, & Fees	240.24
504-530-88170	Mid Valley Sanitation Se	687,339.00
504-530-92090	Taxes, Licenses, & Fees	12.44
504-535-70010	Office Supplies	23.03
504-535-70100	Uniforms	39.34
504-535-70160	Gasoline & Diesel	1,154.81
504-535-84060	Vehicle Parts, Repairs &	594.64
504-535-88100	Professional Services	39.50
504-535-88101	Administrative Fees	0.16
815-609-88100	Professional Services	234.00
815-609-92090	Taxes, Licenses, & Fees	99.56
820-610-70010	Office Supplies	3.36
820-610-72030	Telephone	5.24
820-610-84010	Office Equip. Repairs &	2.03
820-610-86030	Subs., Dues, & Publicatio	0.84
820-610-88030	Accounting/Auditing	145.00
820-610-88040	Computer Programming	2.35
820-610-88101	Administrative Fees	1.95
820-610-89070	Fingerprinting	1.60
820-610-92090	Taxes, Licenses, & Fees	33.98
851-432-92090	Taxes, Licenses, & Fees	3.13
852-620-92090	Taxes, Licenses, & Fees	3.71
950-000-31100	Federal Withholding	53,130.28
950-000-31200	State Income Tax Withh	23,582.06
950-000-31300	FICA Withheld	83,352.14
950-000-31400	Medicare Insurance Wit	19,493.60
950-000-31500	State Disability Insuranc	7,266.49
950-000-32100	Employee Deferred Com	37,777.17
950-000-32200	Employee Medical Insur	134,210.26
950-000-32300	Employee Long Term Dis	1,384.58
950-000-32400	Life Insurance	2,008.79
950-000-33000	CLOCEA Dues Withheld	2,899.91
950-000-33200	CPOA Dues Withheld	2,717.28
950-000-33300	Fire Assoc. Dues Withhel	2,670.00
950-000-34010	Other Withholdings Gar	1,914.66
950-000-34060	Prepaid Legal Services	474.08
950-000-34500	Unreimbursed Med/Dep	1,145.36
950-000-34600	AFLAC Insurance Withhe	4,621.60
	<b>Grand Total:</b>	<b>2,109,347.21</b>

**Project Account Summary**

Project Account Key	Payment Amount
**None**	2,108,432.19
ORT2	49.02
ORT6	866.00
	<b>Grand Total:</b>
	<b>2,109,347.21</b>



**STAFF REPORT - CITY COUNCIL/SUCCESSOR AGENCY/PUBLIC FINANCE  
AUTHORITY**

**Subject:** Informational Only: Cannabis Related Revenue Quarter Ending June 30, 2024  
**Meeting Date:** Thursday, December 5, 2024  
**From:** Sean Brewer, Interim City Manager  
**Prepared by:** Mai Vang, Financial Services Director

---

**I. RECOMMENDATION:**

**II. BACKGROUND:**

**III. DISCUSSION:**

The unaudited FY 23-24 total Cannabis related revenue received at June 30, 2024 was 57% or \$313,398 of the anticipated revenue of \$545,590.00.

**IV. ALTERNATIVES:**

**V. FISCAL IMPACT:**

**ATTACHMENTS:**

File Name	Description
<input type="checkbox"/> 20241205_-_FY_23-24_Cannabis_Revenue.pdf	Cannabis Related Revenue Summary for FY23/24 and 5-year Trend

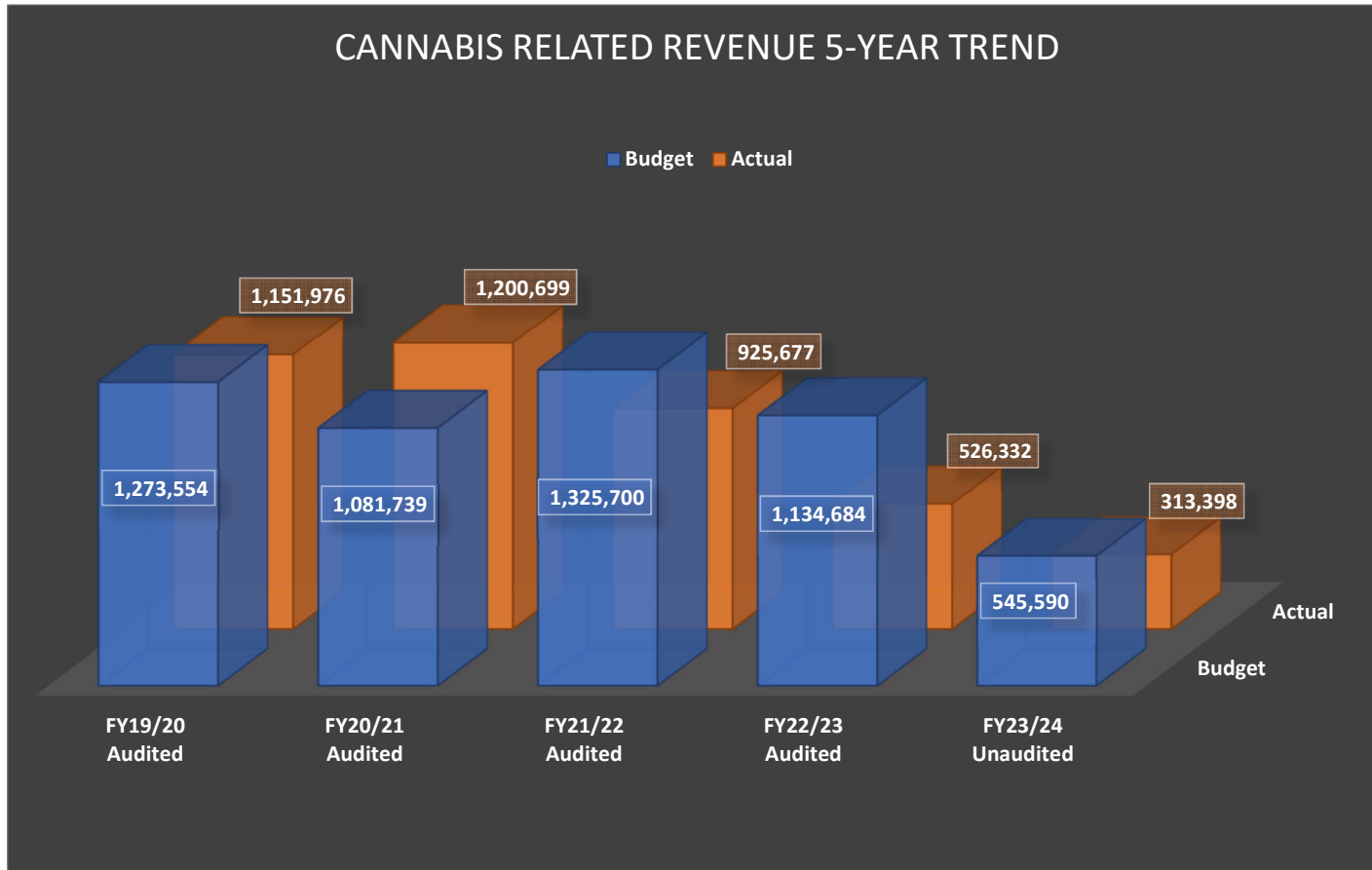


CITY OF COALINGA  
The Sunny Side of the Valley

# Cannabis Related Revenue

Fiscal Year 2023-2024

GL Account	GL Name	Budget	Jul-Sep 2023 2023-Q3	Oct-Dec 2023 2023-Q4	Jan-Mar 2024 2024-Q1	Apr-Jun 2024 2024-Q2	Total
101-400-42170	Cannabis Application Fees	5,000.00	629.00	200.00	1,289.00	230.00	2,348.00
101-400-42180	Cannabis Regulatory Permit Renewal	-	-	-	-	-	-
101-400-42190	Cannabis Revenue Raising Fee	440,064.00	24,090.00	166,238.75	59,604.44	33,870.75	283,803.94
101-400-42200	Cannabis Regulatory Licensing Fee	100,526.00	-	8,904.00	526.00	17,816.00	27,246.00
<b>Total</b>		<b>545,590.00</b>	<b>24,719.00</b>	<b>175,342.75</b>	<b>61,419.44</b>	<b>51,916.75</b>	<b>313,397.94</b>



Approved Revenue Budget **545,590**

% Received **57%**

**STAFF REPORT - CITY COUNCIL/SUCCESSOR AGENCY/PUBLIC FINANCE  
AUTHORITY**

**Subject:** Information Only: Measure J Quarter Ending June 30, 2024  
**Meeting Date:** Thursday, December 5, 2024  
**From:** Sean Brewer, Interim City Manager  
**Prepared by:** Mai Vang, Financial Services Director

---

**I. RECOMMENDATION:**

**II. BACKGROUND:**

**III. DISCUSSION:**

The unaudited FY 23-24 Measure J revenue received at June 30th, 2024 was \$2,323,999.00, which was 10% more than the budgeted revenue of \$2,106,042.00.

**IV. ALTERNATIVES:**

**V. FISCAL IMPACT:**

**ATTACHMENTS:**

File Name	Description
<input type="checkbox"/> 20241205_-_FY_23-24_Measure_J_Revenue_at_6.30.2024_(unaudited).pdf	Measure J Summary with 5-year Trend

## Measure J

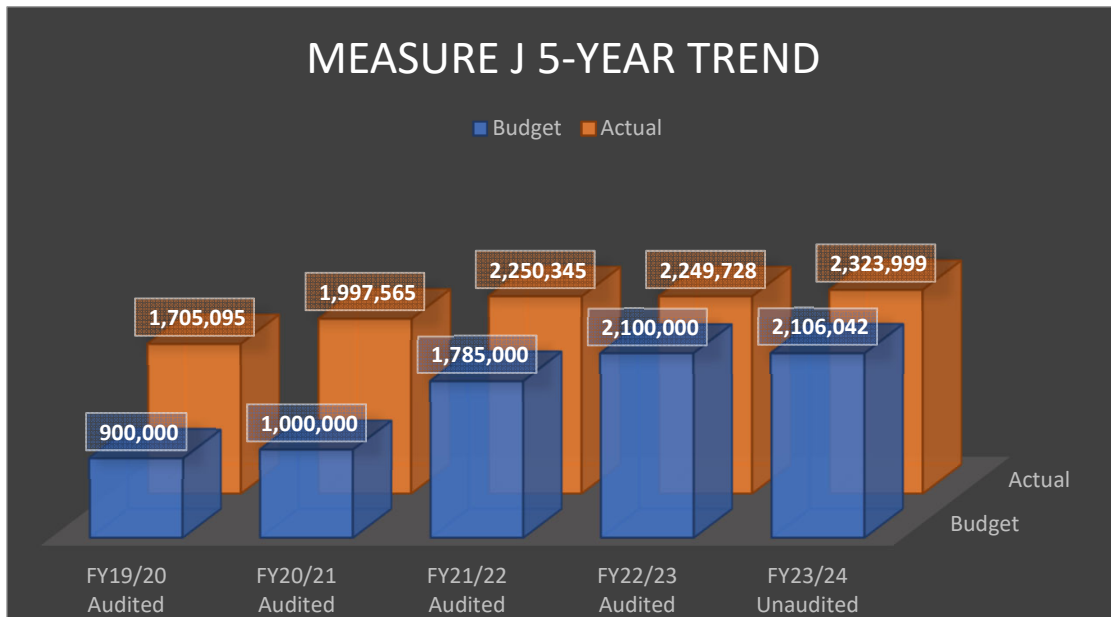
### 1% Transitions & Use Tax

#### Fiscal Year 2023-2024

Reporting Period	Total
2023-Jul	161,989
2023-Aug	170,446
3rd Quarter True Up	272,566
2023-Oct	148,832
2023-Nov	149,906
4th Quarter True Up	339,237
2024-Jan	147,827
2024-Feb	140,564
1st Quarter True Up	222,247
2024-Apr	147,210
2024-May	178,038
2nd Quarter True Up	245,137
<b>Total</b>	<b>2,323,999</b>

Approved Revenue Budget 2,106,042

Received over/(under) budget 110%



**STAFF REPORT - CITY COUNCIL/SUCCESSOR AGENCY/PUBLIC FINANCE AUTHORITY**

**Subject:** Informational Only: FY24/25 Budget Report Quarter Ending September 30, 2024  
**Meeting Date:** Thursday, December 5, 2024  
**From:** Sean Brewer, Interim City Manager  
**Prepared by:** Mai Vang, Financial Services Director

**I. RECOMMENDATION:**

**II. BACKGROUND:**

**III. DISCUSSION:**

FY24/25 Revenue and Expenditure Budget comparison at September 30, 2024.

<b>Fund Type</b>	<b>Current FY24/25 Revenue Budget</b>	<b>Revenue Received at 9.30.2024</b>	<b>% Received</b>
General Fund	17,441,064.00	1,729,326.04	10%
Enterprise Fund	21,519,720.00	3,252,900.16	15%
Capital Project Fund	-	603.35	0%
Debt Service Fund	1,289,378.00	1,142.48	0%
Special Revenue Fund	7,181,216.00	794,148.11	11%
Trust Fund	100.00	82.57	83%
<b>Grand Total</b>	<b>47,431,478.00</b>	<b>5,778,202.71</b>	<b>12%</b>

Estimated Targeted % Revenue 25%

Total Estimated Targeted Revenue \$ 11,857,869.50

<b>Fund Type</b>	<b>Current FY24/25 Expenditure Budget</b>	<b>Expenditure at 9.30.2024</b>	<b>% Used</b>
General Fund	20,654,887.00	4,071,235.00	20%
Enterprise Fund	22,195,090.00	2,579,663.34	12%
Capital Project Fund	282,000.00	-	0%
Debt Service Fund	875,726.00	-	0%
Special Revenue Fund	9,403,930.00	284,765.86	3%
Trust Fund	1,000.00	-	0%
<b>Grand Total</b>	<b>53,412,633.00</b>	<b>6,935,664.20</b>	<b>13%</b>

Estimated Targeted Expenditure to not Exceed 25%

Estimated Expenditure used Over/(Under) at 09.30.2024 \$ (6,417,494.05)

**IV. ALTERNATIVES:**

**V. FISCAL IMPACT:**

**ATTACHMENTS:**

File Name	Description
□ 20241118_-_FY24-25_Qtr_1_Budget_Update.pdf	FY24/25 Qtr 1 Budget Update



	Original Total Budget	Current Total Budget	Period Activity	Fiscal Activity	Variance Favorable (Unfavorable)	Percent Used
<b>Fund: 100 - GENERAL FUND RESERVE FUND</b>						
<b>Revenue</b>						
<b>Category: 44 - USE OF PROPERTY &amp; MONEY</b>						
<a href="#">100-400-44010</a> Interest Earned	0.00	0.00	0.00	2,373.80	2,373.80	0.00 %
<b>Category: 44 - USE OF PROPERTY &amp; MONEY Total:</b>	<b>0.00</b>	<b>0.00</b>	<b>0.00</b>	<b>2,373.80</b>	<b>2,373.80</b>	<b>0.00%</b>
<b>Revenue Total:</b>	<b>0.00</b>	<b>0.00</b>	<b>0.00</b>	<b>2,373.80</b>	<b>2,373.80</b>	<b>0.00%</b>
<b>Expense</b>						
<b>Category: 99 - NON-OPERATING EXPENSES</b>						
<a href="#">100-900-94073</a> Transfer to General Fund	2,676,320.00	2,676,320.00	0.00	0.00	2,676,320.00	0.00 %
<b>Category: 99 - NON-OPERATING EXPENSES Total:</b>	<b>2,676,320.00</b>	<b>2,676,320.00</b>	<b>0.00</b>	<b>0.00</b>	<b>2,676,320.00</b>	<b>0.00%</b>
<b>Expense Total:</b>	<b>2,676,320.00</b>	<b>2,676,320.00</b>	<b>0.00</b>	<b>0.00</b>	<b>2,676,320.00</b>	<b>0.00%</b>
<b>Fund: 100 - GENERAL FUND RESERVE FUND Surplus (Deficit):</b>	<b>(2,676,320.00)</b>	<b>(2,676,320.00)</b>	<b>0.00</b>	<b>2,373.80</b>	<b>2,678,693.80</b>	<b>-0.09%</b>
<b>Fund: 101 - GENERAL FUND</b>						
<b>Revenue</b>						
<b>Category: 40 - TAX REVENUE</b>						
<a href="#">101-400-40010</a> Current Year Secured Tax	420,000.00	420,000.00	0.00	0.00	(420,000.00)	0.00 %
<a href="#">101-400-40030</a> Supplemental Secured Tax	25,000.00	25,000.00	0.00	8,027.52	(16,972.48)	32.11 %
<a href="#">101-400-40040</a> Current Year Unsecured Tax	60,000.00	60,000.00	0.00	0.00	(60,000.00)	0.00 %
<a href="#">101-400-40050</a> Prior Year Unsecured Tax	1,000.00	1,000.00	0.00	0.00	(1,000.00)	0.00 %
<a href="#">101-400-40060</a> Supplemental Unsecured Tax	200.00	200.00	0.00	0.00	(200.00)	0.00 %
<a href="#">101-400-40070</a> Penalties & Interest	500.00	500.00	0.00	0.00	(500.00)	0.00 %
<a href="#">101-400-40080</a> Public Safety Pension Tax	540,000.00	540,000.00	0.00	0.00	(540,000.00)	0.00 %
<a href="#">101-400-40090</a> Supplemental Public Safety Pension...	25,000.00	25,000.00	0.00	9,038.35	(15,961.65)	36.15 %
<a href="#">101-400-40120</a> Property Tax in Lieu of VLF	2,274,866.00	2,274,866.00	0.00	0.00	(2,274,866.00)	0.00 %
<a href="#">101-400-40140</a> RDA ROPS Pass Thru/Residual Distri...	400,000.00	400,000.00	0.00	0.00	(400,000.00)	0.00 %
<a href="#">101-400-41010</a> CA Sales & Use Tax	1,237,124.00	1,237,124.00	0.00	222,428.13	(1,014,695.87)	17.98 %
<a href="#">101-400-41011</a> CA Measure J 1% Transaction Tax	2,166,042.00	2,166,042.00	0.00	423,174.68	(1,742,867.32)	19.54 %
<a href="#">101-400-41020</a> Local Public Safety Fund (LPSF) Sales..	40,000.00	40,000.00	4,076.65	13,670.57	(26,329.43)	34.18 %
<a href="#">101-400-41030</a> Airplane Apportionment Tax	1,000.00	1,000.00	0.00	0.00	(1,000.00)	0.00 %
<a href="#">101-400-41031</a> Assessment Tax	64,000.00	64,000.00	0.00	0.00	(64,000.00)	0.00 %
<a href="#">101-400-41040</a> PG&E Franchise Tax	119,000.00	119,000.00	0.00	0.00	(119,000.00)	0.00 %
<a href="#">101-400-41060</a> Transient Occupancy Tax (TOT)	50,000.00	50,000.00	0.00	16,734.82	(33,265.18)	33.47 %
<a href="#">101-400-41070</a> Real Property Transfers	37,000.00	37,000.00	0.00	1,873.31	(35,126.69)	5.06 %
<a href="#">101-400-41080</a> Mid Valley Franchise Fees	525,000.00	525,000.00	0.00	0.00	(525,000.00)	0.00 %
<a href="#">101-400-42190</a> Cannabis Revenue Raising Fee	219,919.00	219,919.00	0.00	79,352.35	(140,566.65)	36.08 %
<b>Category: 40 - TAX REVENUE Total:</b>	<b>8,205,651.00</b>	<b>8,205,651.00</b>	<b>4,076.65</b>	<b>774,299.73</b>	<b>(7,431,351.27)</b>	<b>9.44%</b>
<b>Category: 42 - LICENSES &amp; PERMITS REVENUE</b>						
<a href="#">101-400-42010</a> Business Licenses	145,000.00	145,000.00	4,560.50	5,448.50	(139,551.50)	3.76 %
<a href="#">101-400-42030</a> Animal Licenses	200.00	200.00	0.00	20.00	(180.00)	10.00 %
<a href="#">101-400-42040</a> Bicycle Licenses	10.00	10.00	0.00	0.00	(10.00)	0.00 %
<a href="#">101-400-42050</a> Building Permits	110,000.00	110,000.00	3,965.28	13,674.50	(96,325.50)	12.43 %
<a href="#">101-400-42110</a> Local Gun Permits	8,000.00	8,000.00	0.00	1,568.00	(6,432.00)	19.60 %
<a href="#">101-400-42120</a> Encroachment Permits	500.00	500.00	2,808.40	2,884.40	2,384.40	576.88 %
<a href="#">101-400-42130</a> Residential Solar Permit Fees	13,000.00	13,000.00	2,220.00	5,106.00	(7,894.00)	39.28 %
<b>Category: 42 - LICENSES &amp; PERMITS REVENUE Total:</b>	<b>276,710.00</b>	<b>276,710.00</b>	<b>13,554.18</b>	<b>28,701.40</b>	<b>(248,008.60)</b>	<b>10.37%</b>
<b>Category: 43 - FINES &amp; PENALTIES REVENUE</b>						
<a href="#">101-400-43010</a> Vehicle Code Fines	10,000.00	10,000.00	197.07	2,487.55	(7,512.45)	24.88 %
<a href="#">101-400-43020</a> Other Court Fines	4,300.00	4,300.00	1,124.03	2,167.66	(2,132.34)	50.41 %
<b>Category: 43 - FINES &amp; PENALTIES REVENUE Total:</b>	<b>14,300.00</b>	<b>14,300.00</b>	<b>1,321.10</b>	<b>4,655.21</b>	<b>(9,644.79)</b>	<b>32.55%</b>

Budget Report

For Fiscal: 2024-2025 Period Ending: 09/30/2024

	Original Total Budget	Current Total Budget	Period Activity	Fiscal Activity	Variance Favorable (Unfavorable)	Percent Used
<b>Category: 44 - USE OF PROPERTY &amp; MONEY</b>						
<a href="#">101-400-44010</a>	Interest Earned	40,000.00	40,000.00	0.00	7,512.31	(32,487.69) 18.78 %
<a href="#">101-400-44020</a>	Land Rentals	75,000.00	75,000.00	5,815.92	33,209.22	(41,790.78) 44.28 %
<a href="#">101-400-44060</a>	Pride Sign Rentals	1,000.00	1,000.00	0.00	100.00	(900.00) 10.00 %
<a href="#">101-435-55020</a>	Airport Building Lease	4,000.00	4,000.00	350.00	700.00	(3,300.00) 17.50 %
<a href="#">101-435-55050</a>	Airport Hangar Leases	35,482.00	35,482.00	7,398.00	7,398.00	(28,084.00) 20.85 %
<a href="#">101-435-55060</a>	Airport Tie Down Rentals	500.00	500.00	36.00	72.00	(428.00) 14.40 %
<b>Category: 44 - USE OF PROPERTY &amp; MONEY Total:</b>		<b>155,982.00</b>	<b>155,982.00</b>	<b>13,599.92</b>	<b>48,991.53</b>	<b>(106,990.47) 31.41%</b>
<b>Category: 45 - INTERGOVERNMENTAL</b>						
<a href="#">101-400-45010</a>	Motor Vehicle In Lieu Fees	18,000.00	18,000.00	0.00	0.00	(18,000.00) 0.00 %
<a href="#">101-400-45060</a>	Homeowners Property Tax Relief	10,000.00	10,000.00	0.00	0.00	(10,000.00) 0.00 %
<a href="#">101-400-45211</a>	POST Reimbursement	5,000.00	5,000.00	0.00	2,023.04	(2,976.96) 40.46 %
<a href="#">101-400-45212</a>	SB90 State Mandated Cost Reimbur...	25,000.00	25,000.00	0.00	0.00	(25,000.00) 0.00 %
<a href="#">101-416-48171</a>	Instructional Service Agreement Re...	7,000.00	7,000.00	1,726.33	1,726.33	(5,273.67) 24.66 %
<a href="#">101-416-56020</a>	OES-Response Reimbursement	250,000.00	250,000.00	50,587.11	50,587.11	(199,412.89) 20.23 %
<b>Category: 45 - INTERGOVERNMENTAL Total:</b>		<b>315,000.00</b>	<b>315,000.00</b>	<b>52,313.44</b>	<b>54,336.48</b>	<b>(260,663.52) 17.25%</b>
<b>Category: 46 - GRANTS REVENUE</b>						
<a href="#">101-435-55100</a>	State Airport Grant	10,000.00	10,000.00	0.00	10,000.00	0.00 100.00 %
<b>Category: 46 - GRANTS REVENUE Total:</b>		<b>10,000.00</b>	<b>10,000.00</b>	<b>0.00</b>	<b>10,000.00</b>	<b>0.00 100.00%</b>
<b>Category: 47 - CHARGES FOR SERVICES REVENUE</b>						
<a href="#">101-400-42170</a>	Cannabis Application Fees	5,000.00	5,000.00	122.00	951.00	(4,049.00) 19.02 %
<a href="#">101-400-42200</a>	Cannabis Regulatory Licensing Fee	53,766.00	53,766.00	0.00	18,492.00	(35,274.00) 34.39 %
<a href="#">101-400-46020</a>	Planning & Dev. Fees	60,000.00	60,000.00	2,024.00	8,229.00	(51,771.00) 13.72 %
<a href="#">101-400-46040</a>	Plan Checking Fees	55,000.00	55,000.00	1,800.00	3,975.00	(51,025.00) 7.23 %
<a href="#">101-400-46050</a>	Vacant Building Registration	500.00	500.00	0.00	0.00	(500.00) 0.00 %
<a href="#">101-400-46070</a>	Code Enforcement Citation Misc.	20,000.00	20,000.00	200.00	300.00	(19,700.00) 1.50 %
<a href="#">101-400-46100</a>	Court Fees and Costs	3,000.00	3,000.00	0.00	500.00	(2,500.00) 16.67 %
<a href="#">101-400-46120</a>	Police Service Reimbursements	0.00	0.00	0.00	1,800.00	1,800.00 0.00 %
<a href="#">101-400-46130</a>	Accident Report Fees	5,000.00	5,000.00	55.00	696.00	(4,304.00) 13.92 %
<a href="#">101-400-46140</a>	Fingerprint Fees	10,000.00	10,000.00	601.00	1,829.00	(8,171.00) 18.29 %
<a href="#">101-400-46160</a>	Miscellaneous Police Receipts	5,000.00	5,000.00	110.00	524.00	(4,476.00) 10.48 %
<a href="#">101-400-46230</a>	WHCC Resource Officer Program	136,167.00	136,167.00	70,183.50	70,183.50	(65,983.50) 51.54 %
<a href="#">101-400-46982</a>	Miscellaneous Service Fees	0.00	0.00	0.00	190.98	190.98 0.00 %
<a href="#">101-416-56040</a>	Fire Department Fees	10,000.00	10,000.00	303.00	3,459.97	(6,540.03) 34.60 %
<a href="#">101-416-56510</a>	Ambulance Receipts	2,101,195.00	2,101,195.00	0.00	463,164.30	(1,638,030.70) 22.04 %
<a href="#">101-416-56520</a>	Fire/Amb Report Copy Reimb.	100.00	100.00	0.00	0.00	(100.00) 0.00 %
<a href="#">101-416-56530</a>	Ambulance Contract-Fresno Co.	45,000.00	45,000.00	3,750.00	7,500.00	(37,500.00) 16.67 %
<a href="#">101-416-56540</a>	Collections-Ambulance Billing	5,000.00	5,000.00	0.00	0.00	(5,000.00) 0.00 %
<a href="#">101-435-55040</a>	Airport Fuel Sales	7,500.00	7,500.00	0.00	0.00	(7,500.00) 0.00 %
<b>Category: 47 - CHARGES FOR SERVICES REVENUE Total:</b>		<b>2,522,228.00</b>	<b>2,522,228.00</b>	<b>79,148.50</b>	<b>581,794.75</b>	<b>(1,940,433.25) 23.07%</b>
<b>Category: 48 - MISCELLANEOUS REVENUE</b>						
<a href="#">101-400-48160</a>	Miscellaneous Revenue	5,000.00	5,000.00	77,547.17	222,229.94	217,229.94 4,444.60 %
<a href="#">101-400-48190</a>	Donations	100.00	100.00	5.00	5.00	(95.00) 5.00 %
<a href="#">101-400-48191</a>	Donations-K9 Program	14,000.00	14,000.00	0.00	250.00	(13,750.00) 1.79 %
<a href="#">101-400-48200</a>	Administrative Fees	5,000.00	5,000.00	0.00	0.00	(5,000.00) 0.00 %
<a href="#">101-400-48220</a>	Special Events Revenue	25,000.00	25,000.00	0.00	540.00	(24,460.00) 2.16 %
<a href="#">101-435-48160</a>	Miscellaneous Revenue	0.00	0.00	(50.00)	0.00	0.00 0.00 %
<b>Category: 48 - MISCELLANEOUS REVENUE Total:</b>		<b>49,100.00</b>	<b>49,100.00</b>	<b>77,502.17</b>	<b>223,024.94</b>	<b>173,924.94 454.23%</b>
<b>Category: 49 - TRANSFERS FROM OTHER FUNDS</b>						
<a href="#">101-400-49000</a>	Transfer from General Fund Reserve	2,676,320.00	2,676,320.00	0.00	0.00	(2,676,320.00) 0.00 %
<b>Category: 49 - TRANSFERS FROM OTHER FUNDS Total:</b>		<b>2,676,320.00</b>	<b>2,676,320.00</b>	<b>0.00</b>	<b>0.00</b>	<b>(2,676,320.00) 0.00%</b>
<b>Revenue Total:</b>		<b>14,225,291.00</b>	<b>14,225,291.00</b>	<b>241,515.96</b>	<b>1,725,804.04</b>	<b>(12,499,486.96) 12.13%</b>
<b>Expense</b>						
<b>Category: 60 - PERSONNEL SERVICES EXPENSE</b>						
<a href="#">101-401-60020</a>	Salaries Part Time	31,000.00	31,000.00	1,107.68	4,626.88	26,373.12 14.93 %
<a href="#">101-401-62030</a>	Social Security FICA	1,922.00	1,922.00	68.68	246.34	1,675.66 12.82 %



**Budget Report**

**For Fiscal: 2024-2025 Period Ending: 09/30/2024**

	<b>Original Total Budget</b>	<b>Current Total Budget</b>	<b>Period Activity</b>	<b>Fiscal Activity</b>	<b>Variance Favorable (Unfavorable)</b>	<b>Percent Used</b>
<a href="#">101-401-62040</a>	Medicare Insurance	450.00	450.00	16.06	57.65	392.35 12.81 %
<a href="#">101-401-62070</a>	Workers' Comp. Insurance	3,000.00	3,000.00	0.00	1,528.97	1,471.03 50.97 %
<a href="#">101-404-60010</a>	Salaries Regular	93,415.00	93,415.00	7,522.91	21,690.95	71,724.05 23.22 %
<a href="#">101-404-60050</a>	Salaries Cash Outs	2,114.00	2,114.00	0.00	0.00	2,114.00 0.00 %
<a href="#">101-404-62000</a>	Retirement CalPERS	10,813.00	10,813.00	814.34	2,453.24	8,359.76 22.69 %
<a href="#">101-404-62020</a>	Medical/Life Insurance	35,721.00	35,721.00	2,624.31	7,960.99	27,760.01 22.29 %
<a href="#">101-404-62030</a>	Social Security FICA	5,792.00	5,792.00	425.35	1,214.52	4,577.48 20.97 %
<a href="#">101-404-62040</a>	Medicare Insurance	1,503.00	1,503.00	99.47	284.05	1,218.95 18.90 %
<a href="#">101-404-62050</a>	Disability Income Insurance	1,028.00	1,028.00	17.81	46.38	981.62 4.51 %
<a href="#">101-404-62060</a>	Deferred Comp. - 457 Retirement	3,298.00	3,298.00	177.14	498.01	2,799.99 15.10 %
<a href="#">101-404-62070</a>	Workers' Comp. Insurance	7,602.00	7,602.00	0.00	4,711.64	2,890.36 61.98 %
<a href="#">101-404-62080</a>	Uniform Allowance	200.00	200.00	0.00	200.00	0.00 100.00 %
<a href="#">101-405-60010</a>	Salaries Regular	163,937.00	163,937.00	18,470.81	47,043.79	116,893.21 28.70 %
<a href="#">101-405-60020</a>	Salaries Part Time	4,680.00	4,680.00	256.00	640.00	4,040.00 13.68 %
<a href="#">101-405-60030</a>	Salaries Overtime	1,000.00	1,000.00	0.00	0.00	1,000.00 0.00 %
<a href="#">101-405-60050</a>	Salaries Cash Outs	3,888.00	3,888.00	0.00	0.00	3,888.00 0.00 %
<a href="#">101-405-62000</a>	Retirement CalPERS	17,656.00	17,656.00	1,296.19	4,419.85	13,236.15 25.03 %
<a href="#">101-405-62020</a>	Medical/Life Insurance	38,403.00	38,403.00	2,779.17	9,102.76	29,300.24 23.70 %
<a href="#">101-405-62030</a>	Social Security FICA	10,454.00	10,454.00	764.18	2,479.02	7,974.98 23.71 %
<a href="#">101-405-62040</a>	Medicare Insurance	2,727.00	2,727.00	262.56	663.58	2,063.42 24.33 %
<a href="#">101-405-62050</a>	Disability Income Insurance	1,855.00	1,855.00	17.81	77.05	1,777.95 4.15 %
<a href="#">101-405-62060</a>	Deferred Comp. - 457 Retirement	5,857.00	5,857.00	374.97	1,077.86	4,779.14 18.40 %
<a href="#">101-405-62070</a>	Workers' Comp. Insurance	10,000.00	10,000.00	0.00	13,105.04	(3,105.04) 131.05 %
<a href="#">101-405-62080</a>	Uniform Allowance	200.00	200.00	0.00	0.00	200.00 0.00 %
<a href="#">101-406-60010</a>	Salaries Regular	119,309.00	119,309.00	4,726.15	22,263.37	97,045.63 18.66 %
<a href="#">101-406-60020</a>	Salaries Part Time	12,800.00	12,800.00	1,632.00	2,444.00	10,356.00 19.09 %
<a href="#">101-406-60030</a>	Salaries Overtime	500.00	500.00	0.00	0.00	500.00 0.00 %
<a href="#">101-406-60050</a>	Salaries Cash Outs	3,000.00	3,000.00	0.00	0.00	3,000.00 0.00 %
<a href="#">101-406-62000</a>	Retirement CalPERS	10,313.00	10,313.00	468.47	1,903.04	8,409.96 18.45 %
<a href="#">101-406-62020</a>	Medical/Life Insurance	27,552.00	27,552.00	1,761.10	5,831.62	21,720.38 21.17 %
<a href="#">101-406-62030</a>	Social Security FICA	8,250.00	8,250.00	407.13	1,514.53	6,735.47 18.36 %
<a href="#">101-406-62040</a>	Medicare Insurance	1,930.00	1,930.00	95.24	354.47	1,575.53 18.37 %
<a href="#">101-406-62050</a>	Disability Income Insurance	1,464.00	1,464.00	18.18	54.54	1,409.46 3.73 %
<a href="#">101-406-62060</a>	Deferred Comp. - 457 Retirement	2,000.00	2,000.00	105.96	330.13	1,669.87 16.51 %
<a href="#">101-406-62070</a>	Workers' Comp. Insurance	8,000.00	8,000.00	0.00	6,688.45	1,311.55 83.61 %
<a href="#">101-408-60010</a>	Salaries Regular	89,677.00	89,677.00	6,675.76	20,373.27	69,303.73 22.72 %
<a href="#">101-408-60030</a>	Salaries Overtime	800.00	800.00	0.00	295.90	504.10 36.99 %
<a href="#">101-408-60050</a>	Salaries Cash Outs	1,724.00	1,724.00	0.00	0.00	1,724.00 0.00 %
<a href="#">101-408-62000</a>	Retirement CalPERS	7,058.00	7,058.00	525.39	1,597.18	5,460.82 22.63 %
<a href="#">101-408-62020</a>	Medical/Life Insurance	12,595.00	12,595.00	946.13	2,838.39	9,756.61 22.54 %
<a href="#">101-408-62030</a>	Social Security FICA	5,560.00	5,560.00	391.83	1,215.27	4,344.73 21.86 %
<a href="#">101-408-62040</a>	Medicare Insurance	1,300.00	1,300.00	91.64	284.20	1,015.80 21.86 %
<a href="#">101-408-62050</a>	Disability Income Insurance	986.00	986.00	0.00	0.00	986.00 0.00 %
<a href="#">101-408-62060</a>	Deferred Comp. - 457 Retirement	1,000.00	1,000.00	0.00	0.00	1,000.00 0.00 %
<a href="#">101-408-62070</a>	Workers' Comp. Insurance	6,000.00	6,000.00	0.00	0.00	6,000.00 0.00 %
<a href="#">101-413-60010</a>	Salaries Regular	2,388,422.00	2,388,422.00	175,720.21	500,180.42	1,888,241.58 20.94 %
<a href="#">101-413-60020</a>	Salaries Part Time	44,079.00	44,079.00	0.00	4,123.57	39,955.43 9.35 %
<a href="#">101-413-60030</a>	Salaries Overtime	130,000.00	130,000.00	8,464.61	26,237.42	103,762.58 20.18 %
<a href="#">101-413-60050</a>	Salaries Cash Outs	48,655.00	48,655.00	0.00	0.00	48,655.00 0.00 %
<a href="#">101-413-62000</a>	Retirement CalPERS	272,487.00	272,487.00	18,017.47	52,876.09	219,610.91 19.40 %
<a href="#">101-413-62020</a>	Medical/Life Insurance	431,293.00	431,293.00	29,682.40	86,236.25	345,056.75 19.99 %
<a href="#">101-413-62030</a>	Social Security FICA	164,815.00	164,815.00	11,001.49	31,798.95	133,016.05 19.29 %
<a href="#">101-413-62040</a>	Medicare Insurance	41,284.00	41,284.00	2,572.89	7,436.86	33,847.14 18.01 %
<a href="#">101-413-62050</a>	Disability Income Insurance	8,387.00	8,387.00	127.28	381.84	8,005.16 4.55 %
<a href="#">101-413-62060</a>	Deferred Comp. - 457 Retirement	22,000.00	22,000.00	1,305.16	3,815.74	18,184.26 17.34 %
<a href="#">101-413-62070</a>	Workers' Comp. Insurance	206,000.00	206,000.00	0.00	128,786.30	77,213.70 62.52 %
<a href="#">101-413-62080</a>	Uniform Allowance	39,900.00	39,900.00	0.00	600.00	39,300.00 1.50 %
<a href="#">101-413-62200</a>	Retirement CalPERS UL	21,055.00	21,055.00	0.00	0.00	21,055.00 0.00 %

**Budget Report**

**For Fiscal: 2024-2025 Period Ending: 09/30/2024**

		<b>Original</b>	<b>Current</b>	<b>Period</b>	<b>Fiscal</b>	<b>Variance</b>	<b>Percent</b>
		<b>Total Budget</b>	<b>Total Budget</b>	<b>Activity</b>	<b>Activity</b>	<b>(Unfavorable)</b>	<b>Used</b>
<a href="#">101-413-62210</a>	Unemployment Claims	3,000.00	3,000.00	0.00	0.00	3,000.00	0.00 %
<a href="#">101-415-60010</a>	Salaries Regular	39,620.00	39,620.00	2,951.48	8,641.08	30,978.92	21.81 %
<a href="#">101-415-60030</a>	Salaries Overtime	2,000.00	2,000.00	0.00	0.00	2,000.00	0.00 %
<a href="#">101-415-60050</a>	Salaries Cash Outs	762.00	762.00	0.00	0.00	762.00	0.00 %
<a href="#">101-415-62000</a>	Retirement CalPERS	3,118.00	3,118.00	223.88	668.94	2,449.06	21.45 %
<a href="#">101-415-62020</a>	Medical/Life Insurance	12,309.00	12,309.00	859.24	2,577.72	9,731.28	20.94 %
<a href="#">101-415-62030</a>	Social Security FICA	2,456.00	2,456.00	168.82	493.22	1,962.78	20.08 %
<a href="#">101-415-62040</a>	Medicare Insurance	575.00	575.00	39.48	115.36	459.64	20.06 %
<a href="#">101-415-62050</a>	Disability Income Insurance	436.00	436.00	0.00	0.00	436.00	0.00 %
<a href="#">101-415-62060</a>	Deferred Comp. - 457 Retirement	1,189.00	1,189.00	0.00	0.00	1,189.00	0.00 %
<a href="#">101-415-62070</a>	Workers' Comp. Insurance	4,953.00	4,953.00	0.00	2,090.35	2,862.65	42.20 %
<a href="#">101-415-62080</a>	Uniform Allowance	1,800.00	1,800.00	0.00	0.00	1,800.00	0.00 %
<a href="#">101-415-62210</a>	Unemployment Claims	396.00	396.00	0.00	0.00	396.00	0.00 %
<a href="#">101-416-60010</a>	Salaries Regular	1,490,947.00	1,490,947.00	105,338.28	324,700.57	1,166,246.43	21.78 %
<a href="#">101-416-60020</a>	Salaries Part Time	24,000.00	24,000.00	739.20	1,142.40	22,857.60	4.76 %
<a href="#">101-416-60030</a>	Salaries Overtime	400,000.00	400,000.00	51,048.37	177,730.62	222,269.38	44.43 %
<a href="#">101-416-60050</a>	Salaries Cash Outs	20,000.00	20,000.00	0.00	0.00	20,000.00	0.00 %
<a href="#">101-416-62000</a>	Retirement CalPERS	194,278.00	194,278.00	13,606.81	42,550.07	151,727.93	21.90 %
<a href="#">101-416-62020</a>	Medical/Life Insurance	298,232.00	298,232.00	20,080.71	65,559.82	232,672.18	21.98 %
<a href="#">101-416-62030</a>	Social Security FICA	113,926.00	113,926.00	9,521.08	30,522.06	83,403.94	26.79 %
<a href="#">101-416-62040</a>	Medicare Insurance	35,849.00	35,849.00	2,226.72	7,138.28	28,710.72	19.91 %
<a href="#">101-416-62050</a>	Disability Income Insurance	16,664.00	16,664.00	101.82	305.47	16,358.53	1.83 %
<a href="#">101-416-62060</a>	Deferred Comp. - 457 Retirement	40,000.00	40,000.00	3,114.92	9,912.19	30,087.81	24.78 %
<a href="#">101-416-62070</a>	Workers' Comp. Insurance	163,355.00	163,355.00	0.00	95,434.62	67,920.38	58.42 %
<a href="#">101-416-62080</a>	Uniform Allowance	21,420.00	21,420.00	0.00	0.00	21,420.00	0.00 %
<a href="#">101-416-62200</a>	Retirement CalPERS UL	37,440.00	37,440.00	0.00	0.00	37,440.00	0.00 %
<a href="#">101-416-62210</a>	Unemployment Claims	6,974.00	6,974.00	0.00	0.00	6,974.00	0.00 %
<a href="#">101-431-60010</a>	Salaries Regular	17,051.00	17,051.00	1,133.03	3,399.10	13,651.90	19.93 %
<a href="#">101-431-60030</a>	Salaries Overtime	400.00	400.00	22.00	110.01	289.99	27.50 %
<a href="#">101-431-62000</a>	Retirement CalPERS	1,342.00	1,342.00	89.22	266.69	1,075.31	19.87 %
<a href="#">101-431-62020</a>	Medical/Life Insurance	3,448.00	3,448.00	240.80	722.68	2,725.32	20.96 %
<a href="#">101-431-62030</a>	Social Security FICA	1,057.00	1,057.00	71.38	216.87	840.13	20.52 %
<a href="#">101-431-62040</a>	Medicare Insurance	247.00	247.00	16.69	50.71	196.29	20.53 %
<a href="#">101-431-62050</a>	Disability Income Insurance	188.00	188.00	0.00	0.00	188.00	0.00 %
<a href="#">101-431-62060</a>	Deferred Comp. - 457 Retirement	512.00	512.00	0.00	0.00	512.00	0.00 %
<a href="#">101-431-62070</a>	Workers' Comp. Insurance	2,046.00	2,046.00	0.00	860.71	1,185.29	42.07 %
<a href="#">101-431-62080</a>	Uniform Allowance	56.00	56.00	0.00	0.00	56.00	0.00 %
<a href="#">101-431-62210</a>	Unemployment Claims	171.00	171.00	0.00	0.00	171.00	0.00 %
<a href="#">101-435-60010</a>	Salaries Regular	28,974.00	28,974.00	2,299.28	6,311.73	22,662.27	21.78 %
<a href="#">101-435-60030</a>	Salaries Overtime	400.00	400.00	170.35	253.64	146.36	63.41 %
<a href="#">101-435-60050</a>	Salaries Cash Outs	1,011.00	1,011.00	0.00	0.00	1,011.00	0.00 %
<a href="#">101-435-62000</a>	Retirement CalPERS	3,222.00	3,222.00	240.99	689.78	2,532.22	21.41 %
<a href="#">101-435-62020</a>	Medical/Life Insurance	5,092.00	5,092.00	343.75	941.13	4,150.87	18.48 %
<a href="#">101-435-62030</a>	Social Security FICA	1,796.00	1,796.00	149.55	396.67	1,399.33	22.09 %
<a href="#">101-435-62040</a>	Medicare Insurance	420.00	420.00	35.00	92.83	327.17	22.10 %
<a href="#">101-435-62050</a>	Disability Income Insurance	319.00	319.00	0.00	0.00	319.00	0.00 %
<a href="#">101-435-62060</a>	Deferred Comp. - 457 Retirement	869.00	869.00	52.88	158.68	710.32	18.26 %
<a href="#">101-435-62070</a>	Workers' Comp. Insurance	3,477.00	3,477.00	0.00	1,498.64	1,978.36	43.10 %
<a href="#">101-435-62080</a>	Uniform Allowance	20.00	20.00	0.00	0.00	20.00	0.00 %
<a href="#">101-435-62210</a>	Unemployment Claims	290.00	290.00	0.00	0.00	290.00	0.00 %
<a href="#">101-440-60010</a>	Salaries Regular	166,782.00	166,782.00	10,165.20	26,537.55	140,244.45	15.91 %
<a href="#">101-440-60030</a>	Salaries Overtime	1,000.00	1,000.00	0.00	0.00	1,000.00	0.00 %
<a href="#">101-440-60050</a>	Salaries Cash Outs	3,263.00	3,263.00	0.00	0.00	3,263.00	0.00 %
<a href="#">101-440-62000</a>	Retirement CalPERS	13,246.00	13,246.00	809.04	2,125.94	11,120.06	16.05 %
<a href="#">101-440-62020</a>	Medical/Life Insurance	66,202.00	66,202.00	4,372.33	9,612.59	56,589.41	14.52 %
<a href="#">101-440-62030</a>	Social Security FICA	10,340.00	10,340.00	599.16	1,650.77	8,689.23	15.96 %
<a href="#">101-440-62040</a>	Medicare Insurance	2,418.00	2,418.00	140.13	386.09	2,031.91	15.97 %
<a href="#">101-440-62050</a>	Disability Income Insurance	1,835.00	1,835.00	0.00	0.00	1,835.00	0.00 %

**Budget Report**

**For Fiscal: 2024-2025 Period Ending: 09/30/2024**

		<b>Original</b>	<b>Current</b>	<b>Period</b>	<b>Fiscal</b>	<b>Variance</b>	<b>Percent</b>
		<b>Total Budget</b>	<b>Total Budget</b>	<b>Activity</b>	<b>Activity</b>	<b>Favorable (Unfavorable)</b>	<b>Used</b>
<a href="#">101-440-62060</a>	Deferred Comp. - 457 Retirement	919.00	919.00	6.96	21.28	897.72	2.32 %
<a href="#">101-440-62070</a>	Workers' Comp. Insurance	10,000.00	10,000.00	0.00	8,436.21	1,563.79	84.36 %
<a href="#">101-440-62080</a>	Uniform Allowance	806.00	806.00	0.00	337.81	468.19	41.91 %
<a href="#">101-440-62210</a>	Unemployment Claims	1,668.00	1,668.00	0.00	0.00	1,668.00	0.00 %
<b>Category: 60 - PERSONNEL SERVICES EXPENSE Total:</b>		<b>7,885,296.00</b>	<b>7,885,296.00</b>	<b>532,810.48</b>	<b>1,869,251.25</b>	<b>6,016,044.75</b>	<b>23.71%</b>
<b>Category: 70 - MAINT. &amp; OPERATIONS EXPENSE</b>							
<a href="#">101-401-70010</a>	Office Supplies	2,550.00	2,550.00	343.48	343.48	2,206.52	13.47 %
<a href="#">101-401-70030</a>	Postage & Freight Out	300.00	300.00	0.00	30.45	269.55	10.15 %
<a href="#">101-401-70040</a>	Printing & Binding	600.00	600.00	0.00	0.00	600.00	0.00 %
<a href="#">101-401-70070</a>	Audio/Video Equipment Supplies	1,500.00	1,500.00	0.00	0.00	1,500.00	0.00 %
<a href="#">101-401-70200</a>	Council Audio/Video Supply	500.00	500.00	0.00	0.00	500.00	0.00 %
<a href="#">101-401-72030</a>	Telephone	3,504.00	3,504.00	0.00	415.13	3,088.87	11.85 %
<a href="#">101-401-76010</a>	General Advertising	500.00	500.00	3,181.97	3,181.97	(2,681.97)	636.39 %
<a href="#">101-401-84010</a>	Office Equip. Repairs & Maint.	700.00	700.00	18.14	1,210.42	(510.42)	172.92 %
<a href="#">101-401-86010</a>	Training, Travel, & Conference	2,000.00	2,000.00	0.00	650.00	1,350.00	32.50 %
<a href="#">101-401-86011</a>	Training, Travel, & Conference Distr...	5,000.00	5,000.00	75.00	100.00	4,900.00	2.00 %
<a href="#">101-401-86012</a>	Training, Travel, & Conference Distr...	5,000.00	5,000.00	0.00	25.00	4,975.00	0.50 %
<a href="#">101-401-86013</a>	Training, Travel, & Conference Distr...	5,000.00	5,000.00	0.00	675.00	4,325.00	13.50 %
<a href="#">101-401-86014</a>	Training, Travel, & Conference Distr...	5,000.00	5,000.00	0.00	0.00	5,000.00	0.00 %
<a href="#">101-401-86015</a>	Training, Travel, & Conference Distr...	5,000.00	5,000.00	0.00	0.00	5,000.00	0.00 %
<a href="#">101-401-86030</a>	Subs., Dues, & Publications	17,000.00	17,000.00	5,852.44	12,138.26	4,861.74	71.40 %
<a href="#">101-401-88010</a>	City Attorney Fees	135,000.00	135,000.00	0.00	5,109.39	129,890.61	3.78 %
<a href="#">101-401-88020</a>	Outside Attorney Fees	40,000.00	40,000.00	29,202.00	29,202.00	10,798.00	73.01 %
<a href="#">101-401-88040</a>	Computer Programming/Consult.	4,660.00	4,660.00	72.98	250.71	4,409.29	5.38 %
<a href="#">101-401-88100</a>	Professional Services	60,200.00	60,200.00	400.00	55,925.00	4,275.00	92.90 %
<a href="#">101-401-88220</a>	Special Events Expense	29,105.00	29,105.00	2,366.89	7,828.16	21,276.84	26.90 %
<a href="#">101-401-88221</a>	Youth in Government Program Exp...	20,000.00	20,000.00	0.00	3,000.00	17,000.00	15.00 %
<a href="#">101-401-90010</a>	Liability & Property Insurance	3,200.00	3,200.00	0.00	1,660.01	1,539.99	51.88 %
<a href="#">101-401-92060</a>	Election Expense	35,000.00	35,000.00	17,860.65	17,860.65	17,139.35	51.03 %
<a href="#">101-401-92081</a>	Fireworks Display	30,000.00	30,000.00	0.00	0.00	30,000.00	0.00 %
<a href="#">101-404-70010</a>	Office Supplies	600.00	600.00	99.12	359.64	240.36	59.94 %
<a href="#">101-404-70030</a>	Postage & Freight Out	200.00	200.00	0.00	0.00	200.00	0.00 %
<a href="#">101-404-70040</a>	Printing & Binding	400.00	400.00	0.00	0.00	400.00	0.00 %
<a href="#">101-404-70060</a>	Small Tools & Equipment	700.00	700.00	0.00	0.00	700.00	0.00 %
<a href="#">101-404-70100</a>	Uniforms	800.00	800.00	29.86	89.39	710.61	11.17 %
<a href="#">101-404-70160</a>	Gasoline & Diesel	2,000.00	2,000.00	27.99	74.86	1,925.14	3.74 %
<a href="#">101-404-72030</a>	Telephone	1,700.00	1,700.00	0.00	171.88	1,528.12	10.11 %
<a href="#">101-404-84010</a>	Office Equip. Repairs & Maint.	1,250.00	1,250.00	33.75	104.95	1,145.05	8.40 %
<a href="#">101-404-84060</a>	Vehicle Parts, Repairs & Maint.	1,940.00	1,940.00	0.00	817.90	1,122.10	42.16 %
<a href="#">101-404-86010</a>	Training, Travel, & Conference	6,000.00	6,000.00	660.00	1,475.50	4,524.50	24.59 %
<a href="#">101-404-86030</a>	Subs., Dues, & Publications	9,500.00	9,500.00	202.57	2,221.74	7,278.26	23.39 %
<a href="#">101-404-86500</a>	Planning-Reimbursable Fees	50,000.00	50,000.00	4,068.54	4,068.54	45,931.46	8.14 %
<a href="#">101-404-88010</a>	City Attorney Fees	3,000.00	3,000.00	212.51	302.51	2,697.49	10.08 %
<a href="#">101-404-88040</a>	Computer Programming/Consult.	4,940.00	5,361.00	72.98	309.68	5,051.32	5.78 %

**Budget Adjustments**

<b>Number</b>	<b>Date</b>	<b>Description</b>	<b>Adjustment</b>				
BA0000098	10/03/2024	Adjustment to cover costs for NEOGOV	421.00				
<a href="#">101-404-88090</a>		General Engineering	1,000.00	1,000.00	760.00	760.00	240.00
<a href="#">101-404-88100</a>		Professional Services	10,000.00	10,000.00	0.00	3,917.15	6,082.85
<a href="#">101-404-88101</a>		Administrative Fees	0.00	0.00	0.75	1.50	(1.50)
<a href="#">101-404-88120</a>		Reimburseable Bldg Plan Ck Fee	5,000.00	5,000.00	0.00	0.00	5,000.00
<a href="#">101-404-90010</a>		Liability & Property Insurance	10,000.00	10,000.00	0.00	5,115.45	4,884.55
<a href="#">101-404-92090</a>		Taxes, Licenses, & Fees	0.00	0.00	0.00	710.00	(710.00)
<a href="#">101-405-70010</a>		Office Supplies	3,050.00	3,050.00	498.02	2,349.06	700.94
<a href="#">101-405-70030</a>		Postage & Freight Out	1,000.00	1,000.00	0.00	34.97	965.03
<a href="#">101-405-70040</a>		Printing & Binding	1,000.00	1,000.00	100.80	100.80	899.20
<a href="#">101-405-70100</a>		Uniforms	1,000.00	1,000.00	0.00	0.00	1,000.00

**Budget Report**

**For Fiscal: 2024-2025 Period Ending: 09/30/2024**

		<b>Original</b>	<b>Current</b>	<b>Period</b>	<b>Fiscal</b>	<b>Variance</b>	<b>Percent</b>
		<b>Total Budget</b>	<b>Total Budget</b>	<b>Activity</b>	<b>Activity</b>	<b>Favorable</b>	<b>Used</b>
						<b>(Unfavorable)</b>	
<a href="#">101-405-70160</a>	Gasoline & Diesel	3,000.00	3,000.00	187.73	187.73	2,812.27	6.26 %
<a href="#">101-405-72030</a>	Telephone	1,460.00	1,460.00	0.00	188.58	1,271.42	12.92 %
<a href="#">101-405-76010</a>	General Advertising	6,000.00	6,000.00	0.00	0.00	6,000.00	0.00 %
<a href="#">101-405-84010</a>	Office Equip. Repairs & Maint.	3,600.00	3,600.00	70.54	203.61	3,396.39	5.66 %
<a href="#">101-405-84060</a>	Vehicle Parts, Repairs & Maint.	1,500.00	1,500.00	0.00	1,226.85	273.15	81.79 %
<a href="#">101-405-84100</a>	Code Enforcement Abatement Exp...	1,500.00	1,500.00	0.00	0.00	1,500.00	0.00 %
<a href="#">101-405-86010</a>	Training, Travel, & Conference	8,500.00	8,500.00	1,701.82	3,464.09	5,035.91	40.75 %
<a href="#">101-405-86030</a>	Subs., Dues, & Publications	11,000.00	11,000.00	3,352.45	5,823.95	5,176.05	52.95 %
<a href="#">101-405-88040</a>	Computer Programming/Consult.	5,793.00	5,793.00	72.98	250.71	5,542.29	4.33 %
<a href="#">101-405-88100</a>	Professional Services	1,000.00	1,000.00	0.00	0.00	1,000.00	0.00 %
<a href="#">101-405-88101</a>	Administrative Fees	144.00	144.00	14.11	28.22	115.78	19.60 %
<a href="#">101-405-90010</a>	Liability & Property Insurance	15,133.00	15,133.00	368.11	9,659.07	5,473.93	63.83 %
<a href="#">101-406-70010</a>	Office Supplies	1,530.00	1,530.00	41.38	42.63	1,487.37	2.79 %
<a href="#">101-406-70030</a>	Postage & Freight Out	150.00	150.00	0.00	0.00	150.00	0.00 %
<a href="#">101-406-70040</a>	Printing & Binding	500.00	500.00	0.00	0.00	500.00	0.00 %
<a href="#">101-406-72030</a>	Telephone	300.00	300.00	0.00	17.49	282.51	5.83 %
<a href="#">101-406-84010</a>	Office Equip. Repairs & Maint.	500.00	500.00	10.01	27.39	472.61	5.48 %
<a href="#">101-406-84012</a>	Computer Equipment	1,860.00	1,860.00	1,460.08	1,460.08	399.92	78.50 %
<a href="#">101-406-86010</a>	Training, Travel, & Conference	2,875.00	2,875.00	(420.55)	1,119.45	1,755.55	38.94 %
<a href="#">101-406-86030</a>	Subs., Dues, & Publications	210.00	210.00	0.00	0.00	210.00	0.00 %
<a href="#">101-406-88010</a>	City Attorney Fees	5,000.00	5,000.00	0.00	0.00	5,000.00	0.00 %
<a href="#">101-406-88030</a>	Accounting/Auditing	20,420.00	20,420.00	698.25	698.25	19,721.75	3.42 %
<a href="#">101-406-88040</a>	Computer Programming/Consult.	18,233.00	18,233.00	1,791.46	3,131.27	15,101.73	17.17 %
<a href="#">101-406-88100</a>	Professional Services	25,250.00	25,250.00	3,589.86	3,629.24	21,620.76	14.37 %
<a href="#">101-406-89040</a>	Physical w/Drug & Alcohol Test	50.00	50.00	0.00	0.00	50.00	0.00 %
<a href="#">101-406-89070</a>	Fingerprinting	20.00	20.00	16.00	16.00	4.00	80.00 %
<a href="#">101-406-90010</a>	Liability & Property Insurance	8,000.00	8,000.00	0.00	7,261.69	738.31	90.77 %
<a href="#">101-406-92090</a>	Taxes, Licenses, & Fees	20,000.00	20,000.00	0.00	750.00	19,250.00	3.75 %
<a href="#">101-408-70010</a>	Office Supplies	1,800.00	1,800.00	50.56	50.56	1,749.44	2.81 %
<a href="#">101-408-70030</a>	Postage & Freight Out	350.00	350.00	0.00	0.00	350.00	0.00 %
<a href="#">101-408-70040</a>	Printing & Binding	800.00	800.00	0.00	0.00	800.00	0.00 %
<a href="#">101-408-72030</a>	Telephone	1,070.00	1,070.00	0.00	21.86	1,048.14	2.04 %
<a href="#">101-408-84010</a>	Office Equip. Repairs & Maint.	2,150.00	2,150.00	119.71	303.99	1,846.01	14.14 %
<a href="#">101-408-86010</a>	Training, Travel, & Conference	2,200.00	2,200.00	0.00	0.00	2,200.00	0.00 %
<a href="#">101-408-86030</a>	Subs., Dues, & Publications	4,000.00	4,000.00	0.00	666.90	3,333.10	16.67 %
<a href="#">101-408-88040</a>	Computer Programming/Consult.	2,592.00	3,434.00	172.97	293.67	3,140.33	8.55 %

**Budget Adjustments**

<b>Number</b>	<b>Date</b>	<b>Description</b>	<b>Adjustment</b>					
BA0000098	10/03/2024	Adjustment to cover costs for NEOGOV	842.00					
<a href="#">101-408-88060</a>		Medical - General	6,500.00	6,500.00	0.00	0.00	6,500.00	0.00 %
<a href="#">101-408-88100</a>		Professional Services	2,600.00	2,600.00	0.00	0.00	2,600.00	0.00 %
<a href="#">101-408-88101</a>		Administrative Fees	72.00	72.00	4.28	8.56	63.44	11.89 %
<a href="#">101-408-89010</a>		Personnel Advertising	2,000.00	2,000.00	0.00	0.00	2,000.00	0.00 %
<a href="#">101-408-89020</a>		Interview Expenses	300.00	300.00	0.00	0.00	300.00	0.00 %
<a href="#">101-408-89040</a>		Physical w/Drug & Alcohol Test	10,000.00	10,000.00	0.00	0.00	10,000.00	0.00 %
<a href="#">101-408-89050</a>		Polygraphs	3,200.00	3,200.00	0.00	250.00	2,950.00	7.81 %
<a href="#">101-408-89060</a>		Psychological Evaluation	6,600.00	6,600.00	0.00	1,900.00	4,700.00	28.79 %
<a href="#">101-408-89070</a>		Fingerprinting	1,500.00	1,500.00	32.00	32.00	1,468.00	2.13 %
<a href="#">101-408-89080</a>		Background Investigations Exp	10,400.00	10,400.00	800.00	800.00	9,600.00	7.69 %
<a href="#">101-408-90010</a>		Liability & Property Insurance	5,000.00	5,000.00	0.00	4,937.24	62.76	98.74 %
<a href="#">101-408-92090</a>		Taxes, Licenses, & Fees	4,000.00	4,000.00	0.00	0.00	4,000.00	0.00 %
<a href="#">101-413-70010</a>		Office Supplies	5,000.00	5,000.00	129.50	129.50	4,870.50	2.59 %
<a href="#">101-413-70030</a>		Postage & Freight Out	1,200.00	1,200.00	0.00	0.00	1,200.00	0.00 %
<a href="#">101-413-70040</a>		Printing & Binding	3,000.00	3,000.00	0.00	0.00	3,000.00	0.00 %
<a href="#">101-413-70060</a>		Small Tools & Equipment	2,000.00	2,000.00	0.00	0.00	2,000.00	0.00 %
<a href="#">101-413-70070</a>		Audio/Video Equipment Supplies	500.00	500.00	0.00	0.00	500.00	0.00 %
<a href="#">101-413-70101</a>		Uniforms-Safety Equipment	26,000.00	26,000.00	260.55	1,413.65	24,586.35	5.44 %
<a href="#">101-413-70160</a>		Gasoline & Diesel	96,000.00	96,000.00	11,355.72	21,666.66	74,333.34	22.57 %

**Budget Report**

**For Fiscal: 2024-2025 Period Ending: 09/30/2024**

		<b>Original</b>	<b>Current</b>	<b>Period</b>	<b>Fiscal</b>	<b>Variance</b>	<b>Percent</b>
		<b>Total Budget</b>	<b>Total Budget</b>	<b>Activity</b>	<b>Activity</b>	<b>Favorable (Unfavorable)</b>	<b>Used</b>
<a href="#">101-413-70380</a>	Inmate Food/Jail Supplies	10,100.00	10,100.00	1,346.83	3,044.23	7,055.77	30.14 %
<a href="#">101-413-70440</a>	Miscellaneous Supplies	6,000.00	6,000.00	273.60	1,502.90	4,497.10	25.05 %
<a href="#">101-413-72010</a>	Water, Gas, Sanitation & Sewer	750.00	750.00	59.63	59.63	690.37	7.95 %
<a href="#">101-413-72020</a>	Electric	8,000.00	8,000.00	0.00	49.84	7,950.16	0.62 %
<a href="#">101-413-72030</a>	Telephone	63,000.00	63,000.00	2,445.24	11,400.74	51,599.26	18.10 %
<a href="#">101-413-84010</a>	Office Equip. Repairs & Maint.	3,000.00	3,000.00	285.32	748.83	2,251.17	24.96 %
<a href="#">101-413-84020</a>	Major Equip. Repairs & Maint.	1,500.00	1,500.00	0.00	0.00	1,500.00	0.00 %
<a href="#">101-413-84030</a>	Buildings Repairs & Maint.	16,000.00	16,000.00	1,190.81	3,251.09	12,748.91	20.32 %
<a href="#">101-413-84060</a>	Vehicle Parts, Repairs & Maint.	60,000.00	60,000.00	5,590.49	10,841.77	49,158.23	18.07 %
<a href="#">101-413-86010</a>	Training, Travel, & Conference	45,000.00	45,000.00	9,402.22	17,738.14	27,261.86	39.42 %
<a href="#">101-413-86030</a>	Subs., Dues, & Publications	5,000.00	5,000.00	3,084.98	4,272.96	727.04	85.46 %
<a href="#">101-413-88020</a>	Outside Attorney Fees	0.00	0.00	31,886.66	33,330.86	(33,330.86)	0.00 %
<a href="#">101-413-88040</a>	Computer Programming/Consult.	221,268.00	225,055.00	8,888.22	16,111.45	208,943.55	7.16 %

**Budget Adjustments**

<b>Number</b>	<b>Date</b>	<b>Description</b>	<b>Adjustment</b>				
BA0000098	10/03/2024	Adjustment to cover costs for NEOGOV	3,787.00				
<a href="#">101-413-88080</a>		Laboratory	4,000.00	4,000.00	35.00	79.00	3,921.00 1.98 %
<a href="#">101-413-88100</a>		Professional Services	50,000.00	50,000.00	1,241.99	3,447.28	46,552.72 6.89 %
<a href="#">101-413-88101</a>		Administrative Fees	0.00	0.00	22.50	45.00	(45.00) 0.00 %
<a href="#">101-413-90010</a>		Liability & Property Insurance	150,831.00	150,831.00	0.00	139,823.94	11,007.06 92.70 %
<a href="#">101-413-90041</a>		Settlements & Judgements	6,000.00	6,000.00	0.00	0.00	6,000.00 0.00 %
<a href="#">101-413-90070</a>		Investigative Expenses	20,000.00	20,000.00	1,000.00	5,209.26	14,790.74 26.05 %
<a href="#">101-413-92085</a>		Police Officers' Assn Stipend	5,600.00	5,600.00	0.00	0.00	5,600.00 0.00 %
<a href="#">101-413-92120</a>		Booking Fees	500.00	500.00	0.00	0.00	500.00 0.00 %
<a href="#">101-413-92211</a>		K9 Program Expense	20,000.00	20,000.00	0.00	4,090.00	15,910.00 20.45 %
<a href="#">101-415-70010</a>		Office Supplies	1,000.00	1,000.00	0.00	0.00	1,000.00 0.00 %
<a href="#">101-415-70060</a>		Small Tools & Equipment	600.00	600.00	0.00	0.00	600.00 0.00 %
<a href="#">101-415-70100</a>		Uniforms	500.00	500.00	0.00	0.00	500.00 0.00 %
<a href="#">101-415-70160</a>		Gasoline & Diesel	8,000.00	8,000.00	0.00	0.00	8,000.00 0.00 %
<a href="#">101-415-70280</a>		Shelter Food/Supplies	1,000.00	1,000.00	0.00	0.00	1,000.00 0.00 %
<a href="#">101-415-70440</a>		Miscellaneous Supplies	2,000.00	2,000.00	0.00	0.00	2,000.00 0.00 %
<a href="#">101-415-72010</a>		Water, Gas, Sanitation & Sewer	1,400.00	1,400.00	107.41	107.41	1,292.59 7.67 %
<a href="#">101-415-72030</a>		Telephone	600.00	600.00	0.00	73.66	526.34 12.28 %
<a href="#">101-415-84060</a>		Vehicle Parts, Repairs & Maint.	800.00	800.00	0.00	148.12	651.88 18.52 %
<a href="#">101-415-86010</a>		Training, Travel, & Conference	3,000.00	3,000.00	0.00	0.00	3,000.00 0.00 %
<a href="#">101-415-88100</a>		Professional Services	52,000.00	52,000.00	2,950.00	5,900.00	46,100.00 11.35 %
<a href="#">101-415-90010</a>		Liability & Property Insurance	2,362.00	2,362.00	0.00	2,269.50	92.50 96.08 %
<a href="#">101-416-70010</a>		Office Supplies	800.00	800.00	129.54	616.45	183.55 77.06 %
<a href="#">101-416-70030</a>		Postage & Freight Out	200.00	200.00	0.00	0.00	200.00 0.00 %
<a href="#">101-416-70040</a>		Printing & Binding	100.00	100.00	0.00	0.00	100.00 0.00 %
<a href="#">101-416-70050</a>		Education Materials & Supplies	10,000.00	10,000.00	4,419.10	4,419.10	5,580.90 44.19 %
<a href="#">101-416-70060</a>		Small Tools & Equipment	800.00	800.00	250.62	250.62	549.38 31.33 %
<a href="#">101-416-70070</a>		Audio/Video Equipment Supplies	150.00	150.00	0.00	0.00	150.00 0.00 %
<a href="#">101-416-70102</a>		Uniforms	80,000.00	80,000.00	19,609.71	27,851.50	52,148.50 34.81 %
<a href="#">101-416-70160</a>		Gasoline & Diesel	112,000.00	112,000.00	12,961.31	27,523.52	84,476.48 24.57 %
<a href="#">101-416-70440</a>		Miscellaneous Supplies	1,000.00	1,000.00	234.25	256.58	743.42 25.66 %
<a href="#">101-416-70450</a>		Station Supplies	5,000.00	5,000.00	181.61	1,018.56	3,981.44 20.37 %
<a href="#">101-416-72010</a>		Water, Gas, Sanitation & Sewer	9,100.00	9,100.00	1,890.24	1,890.24	7,209.76 20.77 %
<a href="#">101-416-72020</a>		Electric	23,000.00	23,000.00	4,224.53	9,246.43	13,753.57 40.20 %
<a href="#">101-416-72030</a>		Telephone	10,000.00	10,000.00	854.27	2,249.58	7,750.42 22.50 %
<a href="#">101-416-75030</a>		Tuition Reimbursement	27,000.00	27,000.00	787.50	(2,766.97)	29,766.97 (10.25) %
<a href="#">101-416-75060</a>		Mandated Annual Service	30,000.00	30,000.00	2,257.87	49,874.00	(19,874.00) 166.25 %
<a href="#">101-416-84010</a>		Office Equip. Repairs & Maint.	5,600.00	5,600.00	176.75	424.45	5,175.55 7.58 %
<a href="#">101-416-84020</a>		Major Equip. Repairs & Maint.	3,500.00	3,500.00	0.00	0.00	3,500.00 0.00 %
<a href="#">101-416-84030</a>		Buildings Repairs & Maint.	80,000.00	80,000.00	40.14	318.89	79,681.11 0.40 %
<a href="#">101-416-84050</a>		Grounds Repairs & Maint.	700.00	700.00	140.00	140.00	560.00 20.00 %
<a href="#">101-416-84060</a>		Vehicle Parts, Repairs & Maint.	60,500.00	60,500.00	7,048.07	10,794.09	49,705.91 17.84 %
<a href="#">101-416-84070</a>		Misc. Repairs & Maint.	1,000.00	1,000.00	0.00	0.00	1,000.00 0.00 %



**Budget Report**

**For Fiscal: 2024-2025 Period Ending: 09/30/2024**

		<b>Original Total Budget</b>	<b>Current Total Budget</b>	<b>Period Activity</b>	<b>Fiscal Activity</b>	<b>Variance Favorable (Unfavorable)</b>	<b>Percent Used</b>	
<a href="#">101-416-86010</a>	Training, Travel, & Conference	15,000.00	15,000.00	368.36	381.40	14,618.60	2.54 %	
<a href="#">101-416-86030</a>	Subs., Dues, & Publications	2,000.00	2,000.00	0.00	0.00	2,000.00	0.00 %	
<a href="#">101-416-88020</a>	Outside Attorney Fees	0.00	0.00	2,069.00	2,069.00	(2,069.00)	0.00 %	
<a href="#">101-416-88040</a>	Computer Programming/Consult.	16,483.00	19,849.00	4,087.88	5,795.62	14,053.38	29.20 %	
<b>Budget Adjustments</b>								
<b>Number</b>	<b>Date</b>	<b>Description</b>	<b>Adjustment</b>					
BA0000098	10/03/2024	Adjustment to cover costs for NEOGOV	3,366.00					
<a href="#">101-416-88100</a>		Professional Services	5,000.00	5,000.00	0.00	0.00	5,000.00	0.00 %
<a href="#">101-416-90010</a>		Liability & Property Insurance	99,000.00	99,000.00	0.00	103,613.85	(4,613.85)	104.66 %
<a href="#">101-416-92084</a>		Firefighters' Assn Stipend	5,600.00	5,600.00	0.00	0.00	5,600.00	0.00 %
<a href="#">101-431-70060</a>		Small Tools & Equipment	4,555.00	4,555.00	74.36	435.38	4,119.62	9.56 %
<a href="#">101-431-70100</a>		Uniforms	1,050.00	1,050.00	89.86	269.34	780.66	25.65 %
<a href="#">101-431-70150</a>		Vehicle Parts & Supplies	2,000.00	2,000.00	387.14	995.17	1,004.83	49.76 %
<a href="#">101-431-70160</a>		Gasoline & Diesel	600.00	600.00	118.18	320.23	279.77	53.37 %
<a href="#">101-431-72030</a>		Telephone	750.00	750.00	43.36	86.73	663.27	11.56 %
<a href="#">101-431-88040</a>		Computer Programming/Consult.	350.00	350.00	72.98	72.98	277.02	20.85 %
<a href="#">101-431-90010</a>		Liability & Property Insurance	1,300.00	1,300.00	0.00	934.48	365.52	71.88 %
<a href="#">101-431-92090</a>		Taxes, Licenses, & Fees	600.00	600.00	0.00	0.00	600.00	0.00 %
<a href="#">101-432-70060</a>		Small Tools & Equipment	400.00	400.00	0.00	0.00	400.00	0.00 %
<a href="#">101-432-70440</a>		Miscellaneous Supplies	1,600.00	1,600.00	0.00	0.00	1,600.00	0.00 %
<a href="#">101-432-72010</a>		Water, Gas, Sanitation & Sewer	26,050.00	26,050.00	1,608.57	1,759.55	24,290.45	6.75 %
<a href="#">101-432-72020</a>		Electric	120,500.00	120,500.00	14,391.62	32,946.79	87,553.21	27.34 %
<a href="#">101-432-72030</a>		Telephone	13,750.00	13,750.00	140.39	920.89	12,829.11	6.70 %
<a href="#">101-432-84020</a>		Major Equip. Repairs & Maint.	35,000.00	35,000.00	0.00	0.00	35,000.00	0.00 %
<a href="#">101-432-84030</a>		Buildings Repairs & Maint.	83,500.00	83,500.00	5,024.87	8,697.55	74,802.45	10.42 %
<a href="#">101-432-84050</a>		Grounds Repairs & Maint.	7,000.00	7,000.00	3,532.82	8,558.82	(1,558.82)	122.27 %
<a href="#">101-432-84071</a>		Inspections	12,500.00	12,500.00	865.00	865.00	11,635.00	6.92 %
<a href="#">101-432-88100</a>		Professional Services	1,000.00	1,000.00	0.00	0.00	1,000.00	0.00 %
<a href="#">101-432-90010</a>		Liability & Property Insurance	155,000.00	155,000.00	4,988.85	165,580.10	(10,580.10)	106.83 %
<a href="#">101-435-70030</a>		Postage & Freight Out	10.00	10.00	0.00	0.00	10.00	0.00 %
<a href="#">101-435-70040</a>		Printing & Binding	215.00	215.00	45.02	45.02	169.98	20.94 %
<a href="#">101-435-72010</a>		Water, Gas, Sanitation & Sewer	10,500.00	10,500.00	223.13	(158.09)	10,658.09	(1.51) %
<a href="#">101-435-72020</a>		Electric	21,500.00	21,500.00	1,659.95	3,443.71	18,056.29	16.02 %
<a href="#">101-435-72030</a>		Telephone	2,200.00	2,200.00	60.00	217.46	1,982.54	9.88 %
<a href="#">101-435-80060</a>		Fuel Purchases for Resale	30,000.00	30,000.00	0.00	0.00	30,000.00	0.00 %
<a href="#">101-435-84020</a>		Major Equip. Repairs & Maint.	6,500.00	6,500.00	0.00	0.00	6,500.00	0.00 %
<a href="#">101-435-84030</a>		Buildings Repairs & Maint.	17,500.00	17,500.00	7,570.96	7,652.51	9,847.49	43.73 %
<a href="#">101-435-84050</a>		Grounds Repairs & Maint.	7,500.00	7,500.00	1,329.98	1,329.98	6,170.02	17.73 %
<a href="#">101-435-84060</a>		Vehicle Parts, Repairs & Maint.	1,000.00	1,000.00	0.00	0.00	1,000.00	0.00 %
<a href="#">101-435-86010</a>		Training, Travel, & Conference	2,250.00	2,250.00	0.00	0.00	2,250.00	0.00 %
<a href="#">101-435-86030</a>		Subs., Dues, & Publications	175.00	175.00	395.00	395.00	(220.00)	225.71 %
<a href="#">101-435-88040</a>		Computer Programming/Consult.	1,105.00	1,105.00	72.98	72.98	1,032.02	6.60 %
<a href="#">101-435-88091</a>		Engineering & Consultants	20,000.00	20,000.00	0.00	13,141.00	6,859.00	65.71 %
<a href="#">101-435-88100</a>		Professional Services	3,000.00	3,000.00	0.00	0.00	3,000.00	0.00 %
<a href="#">101-435-88101</a>		Administrative Fees	0.00	0.00	2.25	4.50	(4.50)	0.00 %
<a href="#">101-435-90010</a>		Liability & Property Insurance	6,790.00	6,790.00	0.00	5,614.08	1,175.92	82.68 %
<a href="#">101-435-92090</a>		Taxes, Licenses, & Fees	16,850.00	16,850.00	0.00	0.00	16,850.00	0.00 %
<a href="#">101-440-70010</a>		Office Supplies	100.00	100.00	0.00	0.00	100.00	0.00 %
<a href="#">101-440-70060</a>		Small Tools & Equipment	3,500.00	3,500.00	0.00	459.40	3,040.60	13.13 %
<a href="#">101-440-70100</a>		Uniforms	4,021.00	4,021.00	893.75	1,391.77	2,629.23	34.61 %
<a href="#">101-440-70160</a>		Gasoline & Diesel	3,500.00	3,500.00	1,087.30	1,975.75	1,524.25	56.45 %
<a href="#">101-440-70442</a>		Tree Purchase/Planting	2,000.00	2,000.00	0.00	0.00	2,000.00	0.00 %
<a href="#">101-440-72011</a>		Water/Electric - City Plots	98,800.00	98,800.00	10,578.32	10,913.36	87,886.64	11.05 %
<a href="#">101-440-84050</a>		Grounds Repairs & Maint.	50,000.00	50,000.00	2,355.08	12,160.00	37,840.00	24.32 %
<a href="#">101-440-84060</a>		Vehicle Parts, Repairs & Maint.	5,000.00	5,000.00	0.00	156.37	4,843.63	3.13 %
<a href="#">101-440-84090</a>		Graffiti Removal Expense	200.00	200.00	0.00	0.00	200.00	0.00 %
<a href="#">101-440-86010</a>		Training, Travel, & Conference	2,000.00	2,000.00	831.00	831.00	1,169.00	41.55 %
<a href="#">101-440-86030</a>		Subs., Dues, & Publications	1,000.00	1,000.00	0.00	0.00	1,000.00	0.00 %

**Budget Report**

**For Fiscal: 2024-2025 Period Ending: 09/30/2024**

		<b>Original</b>	<b>Current</b>	<b>Period</b>	<b>Fiscal</b>	<b>Variance</b>	<b>Percent</b>
		<b>Total Budget</b>	<b>Total Budget</b>	<b>Activity</b>	<b>Activity</b>	<b>Favorable (Unfavorable)</b>	<b>Used</b>
<a href="#">101-440-88040</a>	Computer Programming/Consult.	980.00	980.00	73.02	73.02	906.98	7.45 %
<a href="#">101-440-88100</a>	Professional Services	4,000.00	4,000.00	59.25	809.75	3,190.25	20.24 %
<a href="#">101-440-89040</a>	Physical w/Drug & Alcohol Test	500.00	500.00	0.00	0.00	500.00	0.00 %
<a href="#">101-440-89070</a>	Fingerprinting	200.00	200.00	32.00	32.00	168.00	16.00 %
<a href="#">101-440-90010</a>	Liability & Property Insurance	9,943.00	9,943.00	0.00	9,159.23	783.77	92.12 %
<b>Category: 70 - MAINT. &amp; OPERATIONS EXPENSE Total:</b>		<b>3,064,449.00</b>	<b>3,072,865.00</b>	<b>282,168.60</b>	<b>1,035,927.37</b>	<b>2,036,937.63</b>	<b>33.71%</b>
<b>Category: 80 - DEBT SERVICE EXPENSE</b>							
<a href="#">101-413-96058</a>	Police Vehicles Leases Principal	16,000.00	16,000.00	0.00	0.00	16,000.00	0.00 %
<a href="#">101-413-96059</a>	Vehicle Leases Interest	3,000.00	3,000.00	0.00	0.00	3,000.00	0.00 %
<a href="#">101-413-97061</a>	Police Equipment Lease Principal	184,224.00	184,224.00	0.00	188,958.00	(4,734.00)	102.57 %
<a href="#">101-413-97062</a>	Police Equipment Lease Interest	4,734.00	4,734.00	0.00	0.00	4,734.00	0.00 %
<a href="#">101-416-97061</a>	Fire Equipment Lease Principal	293,000.00	293,000.00	0.00	146,000.00	147,000.00	49.83 %
<a href="#">101-416-97062</a>	Fire Equipment Lease Interest	6,865.00	6,865.00	0.00	3,804.60	3,060.40	55.42 %
<b>Category: 80 - DEBT SERVICE EXPENSE Total:</b>		<b>507,823.00</b>	<b>507,823.00</b>	<b>0.00</b>	<b>338,762.60</b>	<b>169,060.40</b>	<b>66.71%</b>
<b>Category: 98 - CAPITAL EXPENDITURES</b>							
<a href="#">101-404-98030</a>	Office Furniture & Equipment	350.00	350.00	0.00	0.00	350.00	0.00 %
<a href="#">101-413-98030</a>	Office Furniture & Equipment	3,500.00	3,500.00	280.00	474.09	3,025.91	13.55 %
<a href="#">101-413-98040</a>	Major Machinery & Equipment	199,805.00	199,805.00	105,436.64	109,288.20	90,516.80	54.70 %
<a href="#">101-415-98020</a>	Buildings & Bldg. Improvements	401,100.00	401,100.00	0.00	0.00	401,100.00	0.00 %
<a href="#">101-416-98040</a>	Major Machinery & Equipment	100,000.00	100,000.00	9,360.85	18,814.80	81,185.20	18.81 %
<a href="#">101-440-98040</a>	Major Machinery & Equipment	10,000.00	10,000.00	0.00	0.00	10,000.00	0.00 %
<a href="#">101-440-98981</a>	Splash Pad Project	2,052,968.00	2,052,968.00	0.00	20,732.50	2,032,235.50	1.01 %
<b>Category: 98 - CAPITAL EXPENDITURES Total:</b>		<b>2,767,723.00</b>	<b>2,767,723.00</b>	<b>115,077.49</b>	<b>149,309.59</b>	<b>2,618,413.41</b>	<b>5.39%</b>
<b>Expense Total:</b>		<b>14,225,291.00</b>	<b>14,233,707.00</b>	<b>930,056.57</b>	<b>3,393,250.81</b>	<b>10,840,456.19</b>	<b>23.84%</b>
<b>Fund: 101 - GENERAL FUND Surplus (Deficit):</b>		<b>0.00</b>	<b>(8,416.00)</b>	<b>(688,540.61)</b>	<b>(1,667,446.77)</b>	<b>(1,659,030.77)</b>	<b>19,812.82%</b>
<b>Fund: 102 - PD EVIDENCE FUND</b>							
<b>Revenue</b>							
<b>Category: 44 - USE OF PROPERTY &amp; MONEY</b>							
<a href="#">102-400-44010</a>	Interest Earned	0.00	0.00	0.00	50.85	50.85	0.00 %
<b>Category: 44 - USE OF PROPERTY &amp; MONEY Total:</b>		<b>0.00</b>	<b>0.00</b>	<b>0.00</b>	<b>50.85</b>	<b>50.85</b>	<b>0.00%</b>
<b>Revenue Total:</b>		<b>0.00</b>	<b>0.00</b>	<b>0.00</b>	<b>50.85</b>	<b>50.85</b>	<b>0.00%</b>
<b>Fund: 102 - PD EVIDENCE FUND Total:</b>		<b>0.00</b>	<b>0.00</b>	<b>0.00</b>	<b>50.85</b>	<b>50.85</b>	<b>0.00%</b>
<b>Fund: 103 - PD FED FORFEITURE FUND</b>							
<b>Revenue</b>							
<b>Category: 44 - USE OF PROPERTY &amp; MONEY</b>							
<a href="#">103-400-44010</a>	Interest Earned	0.00	0.00	0.00	2.47	2.47	0.00 %
<b>Category: 44 - USE OF PROPERTY &amp; MONEY Total:</b>		<b>0.00</b>	<b>0.00</b>	<b>0.00</b>	<b>2.47</b>	<b>2.47</b>	<b>0.00%</b>
<b>Revenue Total:</b>		<b>0.00</b>	<b>0.00</b>	<b>0.00</b>	<b>2.47</b>	<b>2.47</b>	<b>0.00%</b>
<b>Fund: 103 - PD FED FORFEITURE FUND Total:</b>		<b>0.00</b>	<b>0.00</b>	<b>0.00</b>	<b>2.47</b>	<b>2.47</b>	<b>0.00%</b>
<b>Fund: 104 - SCHOLARSHIP FUND</b>							
<b>Revenue</b>							
<b>Category: 44 - USE OF PROPERTY &amp; MONEY</b>							
<a href="#">104-400-44010</a>	Interest Earned	100.00	100.00	0.00	22.69	(77.31)	22.69 %
<b>Category: 44 - USE OF PROPERTY &amp; MONEY Total:</b>		<b>100.00</b>	<b>100.00</b>	<b>0.00</b>	<b>22.69</b>	<b>(77.31)</b>	<b>22.69%</b>
<b>Revenue Total:</b>		<b>100.00</b>	<b>100.00</b>	<b>0.00</b>	<b>22.69</b>	<b>(77.31)</b>	<b>22.69%</b>
<b>Expense</b>							
<b>Category: 70 - MAINT. &amp; OPERATIONS EXPENSE</b>							
<a href="#">104-630-92040</a>	Scholarship	1,000.00	1,000.00	0.00	0.00	1,000.00	0.00 %
<b>Category: 70 - MAINT. &amp; OPERATIONS EXPENSE Total:</b>		<b>1,000.00</b>	<b>1,000.00</b>	<b>0.00</b>	<b>0.00</b>	<b>1,000.00</b>	<b>0.00%</b>
<b>Expense Total:</b>		<b>1,000.00</b>	<b>1,000.00</b>	<b>0.00</b>	<b>0.00</b>	<b>1,000.00</b>	<b>0.00%</b>
<b>Fund: 104 - SCHOLARSHIP FUND Surplus (Deficit):</b>		<b>(900.00)</b>	<b>(900.00)</b>	<b>0.00</b>	<b>22.69</b>	<b>922.69</b>	<b>-2.52%</b>

**Budget Report**

**For Fiscal: 2024-2025 Period Ending: 09/30/2024**

		Original Total Budget	Current Total Budget	Period Activity	Fiscal Activity	Variance Favorable (Unfavorable)	Percent Used
<b>Fund: 105 - COPS GRANT FUND</b>							
<b>Revenue</b>							
<b>Category: 46 - GRANTS REVENUE</b>							
<a href="#">105-400-45240</a>	COPS AB1913	100,000.00	100,000.00	0.00	0.00	(100,000.00)	0.00 %
<b>Category: 46 - GRANTS REVENUE Total:</b>		<b>100,000.00</b>	<b>100,000.00</b>	<b>0.00</b>	<b>0.00</b>	<b>(100,000.00)</b>	<b>0.00%</b>
<b>Revenue Total:</b>		<b>100,000.00</b>	<b>100,000.00</b>	<b>0.00</b>	<b>0.00</b>	<b>(100,000.00)</b>	<b>0.00%</b>
<b>Expense</b>							
<b>Category: 80 - DEBT SERVICE EXPENSE</b>							
<a href="#">105-413-96058</a>	Police Vehicles Leases Principal	82,225.00	82,225.00	0.00	0.00	82,225.00	0.00 %
<a href="#">105-413-96059</a>	Police Vehicles Leases Interest	11,616.00	11,616.00	0.00	0.00	11,616.00	0.00 %
<b>Category: 80 - DEBT SERVICE EXPENSE Total:</b>		<b>93,841.00</b>	<b>93,841.00</b>	<b>0.00</b>	<b>0.00</b>	<b>93,841.00</b>	<b>0.00%</b>
<b>Category: 98 - CAPITAL EXPENDITURES</b>							
<a href="#">105-413-98040</a>	Major Machinery & Equipment	20,000.00	20,000.00	7,200.00	36,992.30	(16,992.30)	184.96 %
<a href="#">105-413-98041</a>	COPS Grant Equipment Expense	100,000.00	100,000.00	50,247.37	50,247.37	49,752.63	50.25 %
<b>Category: 98 - CAPITAL EXPENDITURES Total:</b>		<b>120,000.00</b>	<b>120,000.00</b>	<b>57,447.37</b>	<b>87,239.67</b>	<b>32,760.33</b>	<b>72.70%</b>
<b>Expense Total:</b>		<b>213,841.00</b>	<b>213,841.00</b>	<b>57,447.37</b>	<b>87,239.67</b>	<b>126,601.33</b>	<b>40.80%</b>
<b>Fund: 105 - COPS GRANT FUND Surplus (Deficit):</b>		<b>(113,841.00)</b>	<b>(113,841.00)</b>	<b>(57,447.37)</b>	<b>(87,239.67)</b>	<b>26,601.33</b>	<b>76.63%</b>
<b>Fund: 106 - POLICE DEPT GRANTS</b>							
<b>Revenue</b>							
<b>Category: 46 - GRANTS REVENUE</b>							
<a href="#">106-400-46110</a>	Grant Revenue	422,284.00	422,284.00	0.00	293,859.00	(128,425.00)	69.59 %
<b>Category: 46 - GRANTS REVENUE Total:</b>		<b>422,284.00</b>	<b>422,284.00</b>	<b>0.00</b>	<b>293,859.00</b>	<b>(128,425.00)</b>	<b>69.59%</b>
<b>Revenue Total:</b>		<b>422,284.00</b>	<b>422,284.00</b>	<b>0.00</b>	<b>293,859.00</b>	<b>(128,425.00)</b>	<b>69.59%</b>
<b>Expense</b>							
<b>Category: 46 - GRANTS REVENUE</b>							
<a href="#">106-413-72041</a>	CA Officer Wellness & Mental Healt...	0.00	0.00	0.00	4,749.05	(4,749.05)	0.00 %
<b>Category: 46 - GRANTS REVENUE Total:</b>		<b>0.00</b>	<b>0.00</b>	<b>0.00</b>	<b>4,749.05</b>	<b>(4,749.05)</b>	<b>0.00%</b>
<b>Category: 60 - PERSONNEL SERVICES EXPENSE</b>							
<a href="#">106-413-60010</a>	Salaries Regular	144,748.00	144,748.00	11,595.11	34,785.32	109,962.68	24.03 %
<a href="#">106-413-62000</a>	Retirement CalPERS	15,995.00	15,995.00	1,113.07	3,570.08	12,424.92	22.32 %
<a href="#">106-413-62020</a>	Medical/Life Insurance	50,000.00	50,000.00	1,884.72	5,991.16	44,008.84	11.98 %
<a href="#">106-413-62030</a>	Social Security FICA	8,974.00	8,974.00	671.73	2,065.78	6,908.22	23.02 %
<a href="#">106-413-62040</a>	Medicare Insurance	2,099.00	2,099.00	157.10	483.12	1,615.88	23.02 %
<a href="#">106-413-62060</a>	Deferred Comp. - 457 Retirement	4,342.00	4,342.00	170.28	510.84	3,831.16	11.77 %
<a href="#">106-413-62070</a>	Worker's Comp. Insurance	18,094.00	18,094.00	0.00	0.00	18,094.00	0.00 %
<a href="#">106-413-62080</a>	Uniform Allowance	2,400.00	2,400.00	0.00	0.00	2,400.00	0.00 %
<a href="#">106-413-62210</a>	Unemployment Claims	1,448.00	1,448.00	0.00	0.00	1,448.00	0.00 %
<b>Category: 60 - PERSONNEL SERVICES EXPENSE Total:</b>		<b>248,100.00</b>	<b>248,100.00</b>	<b>15,592.01</b>	<b>47,406.30</b>	<b>200,693.70</b>	<b>19.11%</b>
<b>Category: 70 - MAINT. &amp; OPERATIONS EXPENSE</b>							
<a href="#">106-413-70010</a>	Office Supplies	0.00	0.00	423.85	2,551.83	(2,551.83)	0.00 %
<a href="#">106-413-88030</a>	Accounting/Auditing	3,400.00	3,400.00	0.00	0.00	3,400.00	0.00 %
<a href="#">106-413-88100</a>	Professional Services	28,000.00	28,000.00	0.00	0.00	28,000.00	0.00 %
<b>Category: 70 - MAINT. &amp; OPERATIONS EXPENSE Total:</b>		<b>31,400.00</b>	<b>31,400.00</b>	<b>423.85</b>	<b>2,551.83</b>	<b>28,848.17</b>	<b>8.13%</b>
<b>Category: 98 - CAPITAL EXPENDITURES</b>							
<a href="#">106-413-98040</a>	Major Machinery & Equipment	119,000.00	119,000.00	8,800.00	8,800.00	110,200.00	7.39 %
<b>Category: 98 - CAPITAL EXPENDITURES Total:</b>		<b>119,000.00</b>	<b>119,000.00</b>	<b>8,800.00</b>	<b>8,800.00</b>	<b>110,200.00</b>	<b>7.39%</b>
<b>Expense Total:</b>		<b>398,500.00</b>	<b>398,500.00</b>	<b>24,815.86</b>	<b>63,507.18</b>	<b>334,992.82</b>	<b>15.94%</b>
<b>Fund: 106 - POLICE DEPT GRANTS Surplus (Deficit):</b>		<b>23,784.00</b>	<b>23,784.00</b>	<b>(24,815.86)</b>	<b>230,351.82</b>	<b>206,567.82</b>	<b>968.52%</b>
<b>Fund: 107 - GAS TAX FUND</b>							
<b>Revenue</b>							
<b>Category: 44 - USE OF PROPERTY &amp; MONEY</b>							
<a href="#">107-400-44010</a>	Interest Earned	0.00	0.00	0.00	66.57	66.57	0.00 %
<b>Category: 44 - USE OF PROPERTY &amp; MONEY Total:</b>		<b>0.00</b>	<b>0.00</b>	<b>0.00</b>	<b>66.57</b>	<b>66.57</b>	<b>0.00%</b>



**Budget Report**

**For Fiscal: 2024-2025 Period Ending: 09/30/2024**

		<b>Original Total Budget</b>	<b>Current Total Budget</b>	<b>Period Activity</b>	<b>Fiscal Activity</b>	<b>Variance Favorable (Unfavorable)</b>	<b>Percent Used</b>
<b>Category: 45 - INTERGOVERNMENTAL</b>							
<a href="#">107-400-45070</a>	CA Hwy Users Tax (HUT) - Gas Tax 2...	160,435.00	160,435.00	0.00	30,854.65	(129,580.35)	19.23 %
<a href="#">107-400-45080</a>	CA Hwy Users Tax (HUT) - Gas Tax 2...	112,164.00	112,164.00	0.00	19,088.50	(93,075.50)	17.02 %
<a href="#">107-400-45090</a>	CA Hwy Users Tax (HUT) - Gas Tax 2...	60,959.00	60,959.00	0.00	10,970.93	(49,988.07)	18.00 %
<a href="#">107-400-45100</a>	CA Hwy Users Tax (HUT) - Gas Tax 2...	153,288.00	153,288.00	0.00	26,057.78	(127,230.22)	17.00 %
<a href="#">107-400-45110</a>	CA Hwy Users Tax (HUT) - Gas Tax 2...	4,000.00	4,000.00	0.00	4,000.00	0.00	100.00 %
<b>Category: 45 - INTERGOVERNMENTAL Total:</b>		<b>490,846.00</b>	<b>490,846.00</b>	<b>0.00</b>	<b>90,971.86</b>	<b>(399,874.14)</b>	<b>18.53%</b>
<b>Revenue Total:</b>		<b>490,846.00</b>	<b>490,846.00</b>	<b>0.00</b>	<b>91,038.43</b>	<b>(399,807.57)</b>	<b>18.55%</b>

**Expense**

<b>Category: 60 - PERSONNEL SERVICES EXPENSE</b>							
<a href="#">107-422-60010</a>	Salaries Regular	190,787.00	190,787.00	14,751.42	41,092.87	149,694.13	21.54 %
<a href="#">107-422-60030</a>	Salaries Overtime	5,500.00	5,500.00	930.52	2,965.51	2,534.49	53.92 %
<a href="#">107-422-60050</a>	Salaries Cash Outs	3,669.00	3,669.00	0.00	0.00	3,669.00	0.00 %
<a href="#">107-422-62000</a>	Retirement CalPERS	18,361.00	18,361.00	1,126.73	3,710.25	14,650.75	20.21 %
<a href="#">107-422-62020</a>	Medical/Life Insurance	37,109.00	37,109.00	3,002.06	9,327.59	27,781.41	25.14 %
<a href="#">107-422-62030</a>	Social Security FICA	11,829.00	11,829.00	851.70	2,565.29	9,263.71	21.69 %
<a href="#">107-422-62040</a>	Medicare Insurance	3,221.00	3,221.00	223.88	624.75	2,596.25	19.40 %
<a href="#">107-422-62050</a>	Disability Income Insurance	2,099.00	2,099.00	56.92	157.89	1,941.11	7.52 %
<a href="#">107-422-62060</a>	Deferred Comp. - 457 Retirement	7,548.00	7,548.00	365.86	1,005.64	6,542.36	13.32 %
<a href="#">107-422-62070</a>	Workers' Comp. Insurance	19,075.00	19,075.00	0.00	9,862.14	9,212.86	51.70 %
<a href="#">107-422-62080</a>	Uniform Allowance	326.00	326.00	0.00	55.44	270.56	17.01 %
<a href="#">107-422-62210</a>	Unemployment Claims	1,907.00	1,907.00	0.00	0.00	1,907.00	0.00 %
<b>Category: 60 - PERSONNEL SERVICES EXPENSE Total:</b>		<b>301,431.00</b>	<b>301,431.00</b>	<b>21,309.09</b>	<b>71,367.37</b>	<b>230,063.63</b>	<b>23.68%</b>

<b>Category: 70 - MAINT. &amp; OPERATIONS EXPENSE</b>							
<a href="#">107-422-70010</a>	Office Supplies	206.00	206.00	21.82	21.82	184.18	10.59 %
<a href="#">107-422-70100</a>	Uniforms	2,625.00	2,625.00	199.94	591.60	2,033.40	22.54 %
<a href="#">107-422-70130</a>	Street Materials	50,000.00	50,000.00	957.77	10,166.38	39,833.62	20.33 %
<a href="#">107-422-70140</a>	Utility Parts & Supplies	500.00	500.00	0.00	0.00	500.00	0.00 %
<a href="#">107-422-70160</a>	Gasoline & Diesel	2,000.00	2,000.00	272.31	792.96	1,207.04	39.65 %
<a href="#">107-422-72011</a>	Water/Electric - City Plots	55,000.00	55,000.00	4,377.84	4,377.84	50,622.16	7.96 %
<a href="#">107-422-72030</a>	Telephone	500.00	500.00	30.46	72.15	427.85	14.43 %
<a href="#">107-422-84010</a>	Office Equip. Repairs & Maint.	262.00	262.00	13.61	29.23	232.77	11.16 %
<a href="#">107-422-84012</a>	Computer Equipment	128.00	128.00	56.16	56.16	71.84	43.88 %
<a href="#">107-422-84050</a>	Grounds Repairs & Maint.	9,700.00	9,700.00	157.76	952.15	8,747.85	9.82 %
<a href="#">107-422-84060</a>	Vehicle Parts, Repairs & Maint.	2,500.00	2,500.00	507.01	1,112.53	1,387.47	44.50 %
<a href="#">107-422-86010</a>	Training, Travel, & Conference	3,978.00	3,978.00	840.95	840.95	3,137.05	21.14 %
<a href="#">107-422-86030</a>	Subs., Dues, & Publications	6,900.00	6,900.00	99.00	3,173.39	3,726.61	45.99 %
<a href="#">107-422-88010</a>	City Attorney Fees	100.00	100.00	0.00	0.00	100.00	0.00 %
<a href="#">107-422-88030</a>	Accounting/Auditing	7,100.00	7,100.00	232.75	232.75	6,867.25	3.28 %
<a href="#">107-422-88040</a>	Computer Programming/Consult.	17,554.00	19,798.00	1,264.52	2,452.84	17,345.16	12.39 %

**Budget Adjustments**

<b>Number</b>	<b>Date</b>	<b>Description</b>	<b>Adjustment</b>					
BA0000104	10/03/2024	To Adjust for NEOGOV Cost Allocation	2,244.00					
<a href="#">107-422-88060</a>		Medical - General	100.00	100.00	7.99	7.99	92.01	7.99 %
<a href="#">107-422-88100</a>		Professional Services	17,550.00	17,550.00	5,261.25	7,174.37	10,375.63	40.88 %
<a href="#">107-422-88101</a>		Administrative Fees	100.00	100.00	3.01	6.02	93.98	6.02 %
<a href="#">107-422-88121</a>		Geographic Information Systems	5,000.00	5,000.00	0.00	0.00	5,000.00	0.00 %
<a href="#">107-422-88130</a>		Grant Writing/Application	25,000.00	25,000.00	7,903.00	7,903.00	17,097.00	31.61 %
<a href="#">107-422-90010</a>		Liability & Property Insurance	10,000.00	10,000.00	108.27	10,815.65	(815.65)	108.16 %
<a href="#">107-422-92090</a>		Taxes, Licenses, & Fees	50.00	50.00	0.00	0.00	50.00	0.00 %
<b>Category: 70 - MAINT. &amp; OPERATIONS EXPENSE Total:</b>			<b>216,853.00</b>	<b>219,097.00</b>	<b>22,315.42</b>	<b>50,779.78</b>	<b>168,317.22</b>	<b>23.18%</b>

Budget Report

For Fiscal: 2024-2025 Period Ending: 09/30/2024

	Original Total Budget	Current Total Budget	Period Activity	Fiscal Activity	Variance Favorable (Unfavorable)	Percent Used
<b>Category: 98 - CAPITAL EXPENDITURES</b>						
<a href="#">107-422-98030</a> Office Furniture & Equipment	500.00	500.00	0.00	0.00	500.00	0.00 %
<b>Category: 98 - CAPITAL EXPENDITURES Total:</b>	<b>500.00</b>	<b>500.00</b>	<b>0.00</b>	<b>0.00</b>	<b>500.00</b>	<b>0.00%</b>
<b>Expense Total:</b>	<b>518,784.00</b>	<b>521,028.00</b>	<b>43,624.51</b>	<b>122,147.15</b>	<b>398,880.85</b>	<b>23.44%</b>
<b>Fund: 107 - GAS TAX FUND Surplus (Deficit):</b>	<b>(27,938.00)</b>	<b>(30,182.00)</b>	<b>(43,624.51)</b>	<b>(31,108.72)</b>	<b>(926.72)</b>	<b>103.07%</b>
<b>Fund: 109 - TDA - ARTICLE 3 FUND</b>						
<b>Revenue</b>						
<b>Category: 45 - INTERGOVERNMENTAL</b>						
<a href="#">109-400-45130</a> LTF Funds Article 3	19,774.00	19,774.00	0.00	0.00	(19,774.00)	0.00 %
<b>Category: 45 - INTERGOVERNMENTAL Total:</b>	<b>19,774.00</b>	<b>19,774.00</b>	<b>0.00</b>	<b>0.00</b>	<b>(19,774.00)</b>	<b>0.00%</b>
<b>Revenue Total:</b>	<b>19,774.00</b>	<b>19,774.00</b>	<b>0.00</b>	<b>0.00</b>	<b>(19,774.00)</b>	<b>0.00%</b>
<b>Expense</b>						
<b>Category: 98 - CAPITAL EXPENDITURES</b>						
<a href="#">109-424-98987</a> Sidewalk Improvements	50,000.00	50,000.00	0.00	0.00	50,000.00	0.00 %
<b>Category: 98 - CAPITAL EXPENDITURES Total:</b>	<b>50,000.00</b>	<b>50,000.00</b>	<b>0.00</b>	<b>0.00</b>	<b>50,000.00</b>	<b>0.00%</b>
<b>Expense Total:</b>	<b>50,000.00</b>	<b>50,000.00</b>	<b>0.00</b>	<b>0.00</b>	<b>50,000.00</b>	<b>0.00%</b>
<b>Fund: 109 - TDA - ARTICLE 3 FUND Surplus (Deficit):</b>	<b>(30,226.00)</b>	<b>(30,226.00)</b>	<b>0.00</b>	<b>0.00</b>	<b>30,226.00</b>	<b>0.00%</b>
<b>Fund: 110 - LTF - ARTICLE 8 FUND</b>						
<b>Revenue</b>						
<b>Category: 44 - USE OF PROPERTY &amp; MONEY</b>						
<a href="#">110-400-44010</a> Interest Earned	100.00	100.00	0.00	1,572.61	1,472.61	1,572.61 %
<b>Category: 44 - USE OF PROPERTY &amp; MONEY Total:</b>	<b>100.00</b>	<b>100.00</b>	<b>0.00</b>	<b>1,572.61</b>	<b>1,472.61</b>	<b>1,572.61%</b>
<b>Category: 45 - INTERGOVERNMENTAL</b>						
<a href="#">110-400-45140</a> LTF Funds Article 8	583,577.00	583,577.00	0.00	0.00	(583,577.00)	0.00 %
<b>Category: 45 - INTERGOVERNMENTAL Total:</b>	<b>583,577.00</b>	<b>583,577.00</b>	<b>0.00</b>	<b>0.00</b>	<b>(583,577.00)</b>	<b>0.00%</b>
<b>Category: 48 - MISCELLANEOUS REVENUE</b>						
<a href="#">110-400-48160</a> Miscellaneous Revenue	0.00	0.00	0.00	1,572.49	1,572.49	0.00 %
<b>Category: 48 - MISCELLANEOUS REVENUE Total:</b>	<b>0.00</b>	<b>0.00</b>	<b>0.00</b>	<b>1,572.49</b>	<b>1,572.49</b>	<b>0.00%</b>
<b>Revenue Total:</b>	<b>583,677.00</b>	<b>583,677.00</b>	<b>0.00</b>	<b>3,145.10</b>	<b>(580,531.90)</b>	<b>0.54%</b>
<b>Expense</b>						
<b>Category: 70 - MAINT. &amp; OPERATIONS EXPENSE</b>						
<a href="#">110-424-72021</a> Street Light Electricity	120,000.00	120,000.00	11,405.24	22,725.15	97,274.85	18.94 %
<a href="#">110-424-88040</a> Computer Programming/Consult.	1,364.00	1,364.00	729.84	729.84	634.16	53.51 %
<a href="#">110-424-92090</a> Taxes, Licenses, & Fees	1,000.00	1,000.00	0.00	0.00	1,000.00	0.00 %
<b>Category: 70 - MAINT. &amp; OPERATIONS EXPENSE Total:</b>	<b>122,364.00</b>	<b>122,364.00</b>	<b>12,135.08</b>	<b>23,454.99</b>	<b>98,909.01</b>	<b>19.17%</b>
<b>Category: 98 - CAPITAL EXPENDITURES</b>						
<a href="#">110-424-98401</a> Slurry Seal & Cape Seal	1,200,000.00	1,200,000.00	2,327.50	5,992.50	1,194,007.50	0.50 %
<a href="#">110-424-98912</a> Durian/Birch St. Improv.	550,000.00	550,000.00	2,028.75	3,752.50	546,247.50	0.68 %
<a href="#">110-424-98988</a> Street, Crosswalk, Bike Lane Striping	20,000.00	20,000.00	0.00	0.00	20,000.00	0.00 %
<a href="#">110-424-98999</a> Street Light Acquisition Project	0.00	0.00	(913.60)	(94,763.60)	94,763.60	0.00 %
<b>Category: 98 - CAPITAL EXPENDITURES Total:</b>	<b>1,770,000.00</b>	<b>1,770,000.00</b>	<b>3,442.65</b>	<b>(85,018.60)</b>	<b>1,855,018.60</b>	<b>-4.80%</b>
<b>Expense Total:</b>	<b>1,892,364.00</b>	<b>1,892,364.00</b>	<b>15,577.73</b>	<b>(61,563.61)</b>	<b>1,953,927.61</b>	<b>-3.25%</b>
<b>Fund: 110 - LTF - ARTICLE 8 FUND Surplus (Deficit):</b>	<b>(1,308,687.00)</b>	<b>(1,308,687.00)</b>	<b>(15,577.73)</b>	<b>64,708.71</b>	<b>1,373,395.71</b>	<b>-4.94%</b>
<b>Fund: 111 - SB1-ROAD REHAB MAINT ACCT FUND</b>						
<b>Revenue</b>						
<b>Category: 44 - USE OF PROPERTY &amp; MONEY</b>						
<a href="#">111-400-44010</a> Interest Earned	100.00	100.00	0.00	0.00	(100.00)	0.00 %
<b>Category: 44 - USE OF PROPERTY &amp; MONEY Total:</b>	<b>100.00</b>	<b>100.00</b>	<b>0.00</b>	<b>0.00</b>	<b>(100.00)</b>	<b>0.00%</b>
<b>Category: 45 - INTERGOVERNMENTAL</b>						
<a href="#">111-400-45160</a> CA SB1 Road Maint & Rehab Acct (...)	462,377.00	462,377.00	0.00	43,646.72	(418,730.28)	9.44 %
<b>Category: 45 - INTERGOVERNMENTAL Total:</b>	<b>462,377.00</b>	<b>462,377.00</b>	<b>0.00</b>	<b>43,646.72</b>	<b>(418,730.28)</b>	<b>9.44%</b>
<b>Revenue Total:</b>	<b>462,477.00</b>	<b>462,477.00</b>	<b>0.00</b>	<b>43,646.72</b>	<b>(418,830.28)</b>	<b>9.44%</b>

Budget Report

For Fiscal: 2024-2025 Period Ending: 09/30/2024

	Original Total Budget	Current Total Budget	Period Activity	Fiscal Activity	Variance Favorable (Unfavorable)	Percent Used
<b>Expense</b>						
<b>Category: 98 - CAPITAL EXPENDITURES</b>						
<a href="#">111-422-98911</a> Sacramento St Rehab	100,000.00	100,000.00	0.00	0.00	100,000.00	0.00 %
<b>Category: 98 - CAPITAL EXPENDITURES Total:</b>	<b>100,000.00</b>	<b>100,000.00</b>	<b>0.00</b>	<b>0.00</b>	<b>100,000.00</b>	<b>0.00%</b>
<b>Expense Total:</b>	<b>100,000.00</b>	<b>100,000.00</b>	<b>0.00</b>	<b>0.00</b>	<b>100,000.00</b>	<b>0.00%</b>
<b>Fund: 111 - SB1-ROAD REHAB MAINT ACCT FUND Surplus (Deficit):</b>	<b>362,477.00</b>	<b>362,477.00</b>	<b>0.00</b>	<b>43,646.72</b>	<b>(318,830.28)</b>	<b>12.04%</b>
<b>Fund: 114 - HABITAT CONSERVATION FUND</b>						
<b>Revenue</b>						
<b>Category: 44 - USE OF PROPERTY &amp; MONEY</b>						
<a href="#">114-400-44010</a> Interest Earned	300.00	300.00	0.00	38.44	(261.56)	12.81 %
<b>Category: 44 - USE OF PROPERTY &amp; MONEY Total:</b>	<b>300.00</b>	<b>300.00</b>	<b>0.00</b>	<b>38.44</b>	<b>(261.56)</b>	<b>12.81%</b>
<b>Revenue Total:</b>	<b>300.00</b>	<b>300.00</b>	<b>0.00</b>	<b>38.44</b>	<b>(261.56)</b>	<b>12.81%</b>
<b>Expense</b>						
<b>Category: 70 - MAINT. &amp; OPERATIONS EXPENSE</b>						
<a href="#">114-404-92090</a> Taxes, Licenses, & Fees	4,047.00	4,047.00	0.00	0.00	4,047.00	0.00 %
<b>Category: 70 - MAINT. &amp; OPERATIONS EXPENSE Total:</b>	<b>4,047.00</b>	<b>4,047.00</b>	<b>0.00</b>	<b>0.00</b>	<b>4,047.00</b>	<b>0.00%</b>
<b>Expense Total:</b>	<b>4,047.00</b>	<b>4,047.00</b>	<b>0.00</b>	<b>0.00</b>	<b>4,047.00</b>	<b>0.00%</b>
<b>Fund: 114 - HABITAT CONSERVATION FUND Surplus (Deficit):</b>	<b>(3,747.00)</b>	<b>(3,747.00)</b>	<b>0.00</b>	<b>38.44</b>	<b>3,785.44</b>	<b>-1.03%</b>
<b>Fund: 116 - PD FORFEITURE/UNCLAIMED FUND</b>						
<b>Revenue</b>						
<b>Category: 44 - USE OF PROPERTY &amp; MONEY</b>						
<a href="#">116-400-44010</a> Interest Earned	0.00	0.00	0.00	6.56	6.56	0.00 %
<b>Category: 44 - USE OF PROPERTY &amp; MONEY Total:</b>	<b>0.00</b>	<b>0.00</b>	<b>0.00</b>	<b>6.56</b>	<b>6.56</b>	<b>0.00%</b>
<b>Revenue Total:</b>	<b>0.00</b>	<b>0.00</b>	<b>0.00</b>	<b>6.56</b>	<b>6.56</b>	<b>0.00%</b>
<b>Fund: 116 - PD FORFEITURE/UNCLAIMED FUND Total:</b>	<b>0.00</b>	<b>0.00</b>	<b>0.00</b>	<b>6.56</b>	<b>6.56</b>	<b>0.00%</b>
<b>Fund: 117 - IGT-INTERGOVERNMENTAL TRANSFER</b>						
<b>Revenue</b>						
<b>Category: 44 - USE OF PROPERTY &amp; MONEY</b>						
<a href="#">117-400-44010</a> Interest Earned	5,000.00	5,000.00	0.00	1,260.54	(3,739.46)	25.21 %
<b>Category: 44 - USE OF PROPERTY &amp; MONEY Total:</b>	<b>5,000.00</b>	<b>5,000.00</b>	<b>0.00</b>	<b>1,260.54</b>	<b>(3,739.46)</b>	<b>25.21%</b>
<b>Category: 46 - GRANTS REVENUE</b>						
<a href="#">117-400-46278</a> IGT CHD Education Grant	20,000.00	20,000.00	0.00	(112.34)	(20,112.34)	0.56 %
<b>Category: 46 - GRANTS REVENUE Total:</b>	<b>20,000.00</b>	<b>20,000.00</b>	<b>0.00</b>	<b>(112.34)</b>	<b>(20,112.34)</b>	<b>0.56%</b>
<b>Category: 48 - MISCELLANEOUS REVENUE</b>						
<a href="#">117-400-45000</a> IGT Revenue from Medi-Cal Plan	3,190,773.00	3,190,773.00	0.00	0.00	(3,190,773.00)	0.00 %
<b>Category: 48 - MISCELLANEOUS REVENUE Total:</b>	<b>3,190,773.00</b>	<b>3,190,773.00</b>	<b>0.00</b>	<b>0.00</b>	<b>(3,190,773.00)</b>	<b>0.00%</b>
<b>Revenue Total:</b>	<b>3,215,773.00</b>	<b>3,215,773.00</b>	<b>0.00</b>	<b>1,148.20</b>	<b>(3,214,624.80)</b>	<b>0.04%</b>
<b>Expense</b>						
<b>Category: 60 - PERSONNEL SERVICES EXPENSE</b>						
<a href="#">117-416-60010</a> Salaries Regular	1,127,297.00	1,127,297.00	68,798.54	209,616.58	917,680.42	18.59 %
<a href="#">117-416-60020</a> Salaries Part Time	140,748.00	140,748.00	1,698.40	3,132.80	137,615.20	2.23 %
<a href="#">117-416-60030</a> Salaries Overtime	248,000.00	248,000.00	40,664.54	136,798.96	111,201.04	55.16 %
<a href="#">117-416-60050</a> Salaries Cash Outs	21,679.00	21,679.00	0.00	0.00	21,679.00	0.00 %
<a href="#">117-416-62000</a> Retirement CalPERS	144,915.00	144,915.00	7,711.97	23,797.00	121,118.00	16.42 %
<a href="#">117-416-62020</a> Medical/Life Insurance	240,655.00	240,655.00	15,171.30	49,044.04	191,610.96	20.38 %
<a href="#">117-416-62030</a> Social Security FICA	90,619.00	90,619.00	6,685.62	21,019.91	69,599.09	23.20 %
<a href="#">117-416-62040</a> Medicare Insurance	21,387.00	21,387.00	1,563.53	4,915.87	16,471.13	22.99 %
<a href="#">117-416-62050</a> Disability Income Insurance	13,949.00	13,949.00	25.46	76.37	13,872.63	0.55 %
<a href="#">117-416-62060</a> Deferred Comp. - 457 Retirement	34,719.00	34,719.00	1,237.38	3,896.37	30,822.63	11.22 %
<a href="#">117-416-62070</a> Workers' Comp. Insurance	152,165.00	152,165.00	0.00	75,842.96	76,322.04	49.84 %
<a href="#">117-416-62080</a> Uniform Allowance	16,950.00	16,950.00	0.00	0.00	16,950.00	0.00 %
<a href="#">117-416-62210</a> Unemployment Claims	11,273.00	11,273.00	0.00	0.00	11,273.00	0.00 %
<b>Category: 60 - PERSONNEL SERVICES EXPENSE Total:</b>	<b>2,264,356.00</b>	<b>2,264,356.00</b>	<b>143,556.74</b>	<b>528,140.86</b>	<b>1,736,215.14</b>	<b>23.32%</b>

**Budget Report**

**For Fiscal: 2024-2025 Period Ending: 09/30/2024**

		<b>Original Total Budget</b>	<b>Current Total Budget</b>	<b>Period Activity</b>	<b>Fiscal Activity</b>	<b>Variance Favorable (Unfavorable)</b>	<b>Percent Used</b>	
<b>Category: 70 - MAINT. &amp; OPERATIONS EXPENSE</b>								
<a href="#">117-416-70010</a>	Office Supplies	0.00	0.00	11.90	11.90	(11.90)	0.00 %	
<a href="#">117-416-70050</a>	Education Materials & Supplies	4,000.00	4,000.00	350.00	350.00	3,650.00	8.75 %	
<a href="#">117-416-70102</a>	Uniforms	10,000.00	10,000.00	0.00	0.00	10,000.00	0.00 %	
<a href="#">117-416-70500</a>	Voluntary Rate Range Program	1,000,000.00	1,000,000.00	0.00	0.00	1,000,000.00	0.00 %	
<a href="#">117-416-70501</a>	GEMT Program	100,000.00	100,000.00	10,579.28	37,010.67	62,989.33	37.01 %	
<a href="#">117-416-72030</a>	Telephone	0.00	0.00	5.37	15.88	(15.88)	0.00 %	
<a href="#">117-416-75000</a>	Medical Equipment & Supplies	70,000.00	70,000.00	17,593.21	20,368.48	49,631.52	29.10 %	
<a href="#">117-416-75010</a>	Meals-Ambulance Runs	2,200.00	2,200.00	322.42	322.42	1,877.58	14.66 %	
<a href="#">117-416-75020</a>	EMS-Linens	5,000.00	5,000.00	583.87	1,080.29	3,919.71	21.61 %	
<a href="#">117-416-75030</a>	Tuition Reimbursement	16,000.00	16,000.00	0.00	173.14	15,826.86	1.08 %	
<a href="#">117-416-75040</a>	Ambulance Billing Contract	100,000.00	100,000.00	1,759.24	1,759.24	98,240.76	1.76 %	
<a href="#">117-416-75060</a>	Mandated Annual Service	7,000.00	7,000.00	0.00	0.00	7,000.00	0.00 %	
<a href="#">117-416-84010</a>	Office Equip. Repairs & Maint.	0.00	0.00	22.05	56.18	(56.18)	0.00 %	
<a href="#">117-416-84050</a>	Grounds Repairs & Maint.	0.00	0.00	291.26	(8,208.74)	8,208.74	0.00 %	
<a href="#">117-416-84060</a>	Vehicle Parts, Repairs & Maint.	70,000.00	70,000.00	1,399.86	5,903.94	64,096.06	8.43 %	
<a href="#">117-416-84070</a>	Misc. Repairs & Maint.	1,500.00	1,500.00	0.00	31.05	1,468.95	2.07 %	
<a href="#">117-416-86030</a>	Subs., Dues, & Publications	1,000.00	1,000.00	0.00	152.10	847.90	15.21 %	
<a href="#">117-416-86040</a>	Required Certification Train	4,000.00	4,000.00	168.21	168.21	3,831.79	4.21 %	
<a href="#">117-416-88040</a>	Computer Programming/Consult.	0.00	4,208.00	0.00	28.40	4,179.60	0.67 %	
<b>Budget Adjustments</b>								
<b>Number</b>	<b>Date</b>	<b>Description</b>	<b>Adjustment</b>					
BA0000103	10/03/2024	To adjust NEOGOV Cost allocation	4,208.00					
<a href="#">117-416-88100</a>		Professional Services	10,000.00	10,000.00	0.00	0.00	10,000.00	0.00 %
<a href="#">117-416-88101</a>		Administrative Fees	0.00	0.00	1.06	2.12	(2.12)	0.00 %
<a href="#">117-416-89070</a>		Fingerprinting	0.00	0.00	96.00	96.00	(96.00)	0.00 %
<a href="#">117-416-90010</a>		Liability & Property Insurance	75,596.00	75,596.00	0.00	82,343.08	(6,747.08)	108.93 %
<b>Category: 70 - MAINT. &amp; OPERATIONS EXPENSE Total:</b>			<b>1,476,296.00</b>	<b>1,480,504.00</b>	<b>33,183.73</b>	<b>141,664.36</b>	<b>1,338,839.64</b>	<b>9.57%</b>
<b>Category: 98 - CAPITAL EXPENDITURES</b>								
<a href="#">117-416-98040</a>		Major Machinery & Equipment	0.00	0.00	0.00	8,178.97	(8,178.97)	0.00 %
<b>Category: 98 - CAPITAL EXPENDITURES Total:</b>			<b>0.00</b>	<b>0.00</b>	<b>0.00</b>	<b>8,178.97</b>	<b>(8,178.97)</b>	<b>0.00%</b>
<b>Expense Total:</b>			<b>3,740,652.00</b>	<b>3,744,860.00</b>	<b>176,740.47</b>	<b>677,984.19</b>	<b>3,066,875.81</b>	<b>18.10%</b>
<b>Fund: 117 - IGT-INTERGOVERNMENTAL TRANSFER Surplus (Deficit):</b>			<b>(524,879.00)</b>	<b>(529,087.00)</b>	<b>(176,740.47)</b>	<b>(676,835.99)</b>	<b>(147,748.99)</b>	<b>127.93%</b>
<b>Fund: 125 - MEASURE C-STREET MAINTENANCE</b>								
<b>Revenue</b>								
<b>Category: 44 - USE OF PROPERTY &amp; MONEY</b>								
<a href="#">125-400-44010</a>		Interest Earned	2,000.00	2,000.00	0.00	289.82	(1,710.18)	14.49 %
<b>Category: 44 - USE OF PROPERTY &amp; MONEY Total:</b>			<b>2,000.00</b>	<b>2,000.00</b>	<b>0.00</b>	<b>289.82</b>	<b>(1,710.18)</b>	<b>14.49%</b>
<b>Category: 45 - INTERGOVERNMENTAL</b>								
<a href="#">125-400-45121</a>		Measure C-Street Maintenance	282,062.00	282,062.00	36,527.34	36,527.34	(245,534.66)	12.95 %
<b>Category: 45 - INTERGOVERNMENTAL Total:</b>			<b>282,062.00</b>	<b>282,062.00</b>	<b>36,527.34</b>	<b>36,527.34</b>	<b>(245,534.66)</b>	<b>12.95%</b>
<b>Revenue Total:</b>			<b>284,062.00</b>	<b>284,062.00</b>	<b>36,527.34</b>	<b>36,817.16</b>	<b>(247,244.84)</b>	<b>12.96%</b>
<b>Expense</b>								
<b>Category: 70 - MAINT. &amp; OPERATIONS EXPENSE</b>								
<a href="#">125-422-88040</a>		Computer Programming/Consult.	1,364.00	1,364.00	729.84	729.84	634.16	53.51 %
<a href="#">125-422-88100</a>		Professional Services	5,000.00	5,000.00	472.50	472.50	4,527.50	9.45 %
<a href="#">125-422-92090</a>		Taxes, Licenses, & Fees	500.00	500.00	0.00	0.00	500.00	0.00 %
<b>Category: 70 - MAINT. &amp; OPERATIONS EXPENSE Total:</b>			<b>6,864.00</b>	<b>6,864.00</b>	<b>1,202.34</b>	<b>1,202.34</b>	<b>5,661.66</b>	<b>17.52%</b>
<b>Category: 98 - CAPITAL EXPENDITURES</b>								
<a href="#">125-422-98401</a>		Slurry Seal & Cape Seal	800,000.00	800,000.00	0.00	0.00	800,000.00	0.00 %
<a href="#">125-422-98902</a>		Phelps Ave Ph 2 Exp STPL-5146(030)	634,379.00	634,379.00	0.00	0.00	634,379.00	0.00 %

**Budget Report**

For Fiscal: 2024-2025 Period Ending: 09/30/2024

	Original Total Budget	Current Total Budget	Period Activity	Fiscal Activity	Variance Favorable (Unfavorable)	Percent Used
<a href="#">125-422-98972</a> Crack Sealing Expense	100,000.00	100,000.00	0.00	0.00	100,000.00	0.00 %
<b>Category: 98 - CAPITAL EXPENDITURES Total:</b>	<b>1,534,379.00</b>	<b>1,534,379.00</b>	<b>0.00</b>	<b>0.00</b>	<b>1,534,379.00</b>	<b>0.00%</b>
<b>Expense Total:</b>	<b>1,541,243.00</b>	<b>1,541,243.00</b>	<b>1,202.34</b>	<b>1,202.34</b>	<b>1,540,040.66</b>	<b>0.08%</b>
<b>Fund: 125 - MEASURE C-STREET MAINTENANCE Surplus (Deficit):</b>	<b>(1,257,181.00)</b>	<b>(1,257,181.00)</b>	<b>35,325.00</b>	<b>35,614.82</b>	<b>1,292,795.82</b>	<b>-2.83%</b>
<b>Fund: 126 - MEASURE C-ADA COMPLIANCE</b>						
<b>Revenue</b>						
<b>Category: 44 - USE OF PROPERTY &amp; MONEY</b>						
<a href="#">126-400-44010</a> Interest Earned	200.00	200.00	0.00	18.67	(181.33)	9.34 %
<b>Category: 44 - USE OF PROPERTY &amp; MONEY Total:</b>	<b>200.00</b>	<b>200.00</b>	<b>0.00</b>	<b>18.67</b>	<b>(181.33)</b>	<b>9.34%</b>
<b>Category: 45 - INTERGOVERNMENTAL</b>						
<a href="#">126-400-45122</a> Measure C-ADA Compliance	9,872.00	9,872.00	1,278.46	1,278.46	(8,593.54)	12.95 %
<b>Category: 45 - INTERGOVERNMENTAL Total:</b>	<b>9,872.00</b>	<b>9,872.00</b>	<b>1,278.46</b>	<b>1,278.46</b>	<b>(8,593.54)</b>	<b>12.95%</b>
<b>Revenue Total:</b>	<b>10,072.00</b>	<b>10,072.00</b>	<b>1,278.46</b>	<b>1,297.13</b>	<b>(8,774.87)</b>	<b>12.88%</b>
<b>Expense</b>						
<b>Category: 98 - CAPITAL EXPENDITURES</b>						
<a href="#">126-422-98460</a> City ADA Improvements	45,000.00	45,000.00	0.00	0.00	45,000.00	0.00 %
<b>Category: 98 - CAPITAL EXPENDITURES Total:</b>	<b>45,000.00</b>	<b>45,000.00</b>	<b>0.00</b>	<b>0.00</b>	<b>45,000.00</b>	<b>0.00%</b>
<b>Expense Total:</b>	<b>45,000.00</b>	<b>45,000.00</b>	<b>0.00</b>	<b>0.00</b>	<b>45,000.00</b>	<b>0.00%</b>
<b>Fund: 126 - MEASURE C-ADA COMPLIANCE Surplus (Deficit):</b>	<b>(34,928.00)</b>	<b>(34,928.00)</b>	<b>1,278.46</b>	<b>1,297.13</b>	<b>36,225.13</b>	<b>-3.71%</b>
<b>Fund: 127 - MEASURE C-FLEXIBLE FUNDING</b>						
<b>Revenue</b>						
<b>Category: 44 - USE OF PROPERTY &amp; MONEY</b>						
<a href="#">127-400-44010</a> Interest Earned	1,000.00	1,000.00	0.00	598.25	(401.75)	59.83 %
<b>Category: 44 - USE OF PROPERTY &amp; MONEY Total:</b>	<b>1,000.00</b>	<b>1,000.00</b>	<b>0.00</b>	<b>598.25</b>	<b>(401.75)</b>	<b>59.83%</b>
<b>Category: 45 - INTERGOVERNMENTAL</b>						
<a href="#">127-400-45123</a> Measure C-Flexible Funding	345,271.00	345,271.00	40,446.92	40,446.92	(304,824.08)	11.71 %
<b>Category: 45 - INTERGOVERNMENTAL Total:</b>	<b>345,271.00</b>	<b>345,271.00</b>	<b>40,446.92</b>	<b>40,446.92</b>	<b>(304,824.08)</b>	<b>11.71%</b>
<b>Revenue Total:</b>	<b>346,271.00</b>	<b>346,271.00</b>	<b>40,446.92</b>	<b>41,045.17</b>	<b>(305,225.83)</b>	<b>11.85%</b>
<b>Expense</b>						
<b>Category: 70 - MAINT. &amp; OPERATIONS EXPENSE</b>						
<a href="#">127-422-88040</a> Computer Programming/Consult.	1,364.00	1,364.00	729.84	729.84	634.16	53.51 %
<a href="#">127-422-88100</a> Professional Services	10,000.00	10,000.00	0.00	0.00	10,000.00	0.00 %
<a href="#">127-422-92090</a> Taxes, Licenses, & Fees	500.00	500.00	0.00	0.00	500.00	0.00 %
<b>Category: 70 - MAINT. &amp; OPERATIONS EXPENSE Total:</b>	<b>11,864.00</b>	<b>11,864.00</b>	<b>729.84</b>	<b>729.84</b>	<b>11,134.16</b>	<b>6.15%</b>
<b>Category: 98 - CAPITAL EXPENDITURES</b>						
<a href="#">127-422-98610</a> Elm Beautification 7th-Polk	5,000.00	5,000.00	0.00	0.00	5,000.00	0.00 %
<a href="#">127-422-98905</a> ATP Cycle 6-Trails-Los Gatos Bridge	16,000.00	16,000.00	0.00	0.00	16,000.00	0.00 %
<a href="#">127-422-98907</a> Pleasant St Sewer Main Reconstruct...	0.00	0.00	1,235.40	5,414.81	(5,414.81)	0.00 %
<a href="#">127-422-98975</a> ATP Cycle 5-Est Polk St Bike-Ped AT...	196,000.00	196,000.00	0.00	0.00	196,000.00	0.00 %
<a href="#">127-422-98976</a> Street Tree Maintenance	25,000.00	25,000.00	0.00	0.00	25,000.00	0.00 %
<a href="#">127-422-98977</a> CMAQ-NW Trail Seg 1/2/13/14 Exp	39,365.00	39,365.00	0.00	0.00	39,365.00	0.00 %
<a href="#">127-422-98982</a> Trail Improv-ATP Cycle 4 Exp ATPSBI...	267,000.00	267,000.00	0.00	0.00	267,000.00	0.00 %
<a href="#">127-422-98983</a> Center Median Island Improvements	125,000.00	125,000.00	510.00	510.00	124,490.00	0.41 %
<b>Category: 98 - CAPITAL EXPENDITURES Total:</b>	<b>673,365.00</b>	<b>673,365.00</b>	<b>1,745.40</b>	<b>5,924.81</b>	<b>667,440.19</b>	<b>0.88%</b>
<b>Expense Total:</b>	<b>685,229.00</b>	<b>685,229.00</b>	<b>2,475.24</b>	<b>6,654.65</b>	<b>678,574.35</b>	<b>0.97%</b>
<b>Fund: 127 - MEASURE C-FLEXIBLE FUNDING Surplus (Deficit):</b>	<b>(338,958.00)</b>	<b>(338,958.00)</b>	<b>37,971.68</b>	<b>34,390.52</b>	<b>373,348.52</b>	<b>-10.15%</b>

**Budget Report**

**For Fiscal: 2024-2025 Period Ending: 09/30/2024**

	Original Total Budget	Current Total Budget	Period Activity	Fiscal Activity	Variance Favorable (Unfavorable)	Percent Used
<b>Fund: 130 - SPECIAL ASSESSMENT DISTRICTS</b>						
<b>Revenue</b>						
<b>Category: 44 - USE OF PROPERTY &amp; MONEY</b>						
<a href="#">130-400-44010</a> Interest Earned	200.00	200.00	0.00	41.58	(158.42)	20.79 %
<b>Category: 44 - USE OF PROPERTY &amp; MONEY Total:</b>	<b>200.00</b>	<b>200.00</b>	<b>0.00</b>	<b>41.58</b>	<b>(158.42)</b>	<b>20.79%</b>
<b>Revenue Total:</b>	<b>200.00</b>	<b>200.00</b>	<b>0.00</b>	<b>41.58</b>	<b>(158.42)</b>	<b>20.79%</b>
<b>Fund: 130 - SPECIAL ASSESSMENT DISTRICTS Total:</b>	<b>200.00</b>	<b>200.00</b>	<b>0.00</b>	<b>41.58</b>	<b>(158.42)</b>	<b>20.79%</b>
<b>Fund: 140 - GENERAL CAPITAL PROJECTS FUND</b>						
<b>Revenue</b>						
<b>Category: 44 - USE OF PROPERTY &amp; MONEY</b>						
<a href="#">140-400-44010</a> Interest Earned	0.00	0.00	0.00	15.08	15.08	0.00 %
<b>Category: 44 - USE OF PROPERTY &amp; MONEY Total:</b>	<b>0.00</b>	<b>0.00</b>	<b>0.00</b>	<b>15.08</b>	<b>15.08</b>	<b>0.00%</b>
<b>Revenue Total:</b>	<b>0.00</b>	<b>0.00</b>	<b>0.00</b>	<b>15.08</b>	<b>15.08</b>	<b>0.00%</b>
<b>Fund: 140 - GENERAL CAPITAL PROJECTS FUND Total:</b>	<b>0.00</b>	<b>0.00</b>	<b>0.00</b>	<b>15.08</b>	<b>15.08</b>	<b>0.00%</b>
<b>Fund: 141 - PUBLIC BUILDING/FACILITIES IMPACT FEES</b>						
<b>Revenue</b>						
<b>Category: 44 - USE OF PROPERTY &amp; MONEY</b>						
<a href="#">141-400-44010</a> Interest Earned	0.00	0.00	0.00	56.74	56.74	0.00 %
<b>Category: 44 - USE OF PROPERTY &amp; MONEY Total:</b>	<b>0.00</b>	<b>0.00</b>	<b>0.00</b>	<b>56.74</b>	<b>56.74</b>	<b>0.00%</b>
<b>Revenue Total:</b>	<b>0.00</b>	<b>0.00</b>	<b>0.00</b>	<b>56.74</b>	<b>56.74</b>	<b>0.00%</b>
<b>Expense</b>						
<b>Category: 98 - CAPITAL EXPENDITURES</b>						
<a href="#">141-422-98985</a> Council Chambers Modernization	21,000.00	21,000.00	0.00	0.00	21,000.00	0.00 %
<b>Category: 98 - CAPITAL EXPENDITURES Total:</b>	<b>21,000.00</b>	<b>21,000.00</b>	<b>0.00</b>	<b>0.00</b>	<b>21,000.00</b>	<b>0.00%</b>
<b>Expense Total:</b>	<b>21,000.00</b>	<b>21,000.00</b>	<b>0.00</b>	<b>0.00</b>	<b>21,000.00</b>	<b>0.00%</b>
<b>Fund: 141 - PUBLIC BUILDING/FACILITIES IMPACT FEES Surplus (Defi...</b>	<b>(21,000.00)</b>	<b>(21,000.00)</b>	<b>0.00</b>	<b>56.74</b>	<b>21,056.74</b>	<b>-0.27%</b>
<b>Fund: 142 - LAW ENFORCEMENT IMPACT FEES</b>						
<b>Revenue</b>						
<b>Category: 44 - USE OF PROPERTY &amp; MONEY</b>						
<a href="#">142-400-44010</a> Interest Earned	0.00	0.00	0.00	34.50	34.50	0.00 %
<b>Category: 44 - USE OF PROPERTY &amp; MONEY Total:</b>	<b>0.00</b>	<b>0.00</b>	<b>0.00</b>	<b>34.50</b>	<b>34.50</b>	<b>0.00%</b>
<b>Revenue Total:</b>	<b>0.00</b>	<b>0.00</b>	<b>0.00</b>	<b>34.50</b>	<b>34.50</b>	<b>0.00%</b>
<b>Fund: 142 - LAW ENFORCEMENT IMPACT FEES Total:</b>	<b>0.00</b>	<b>0.00</b>	<b>0.00</b>	<b>34.50</b>	<b>34.50</b>	<b>0.00%</b>
<b>Fund: 143 - FIRE PROTECTION IMPACT FEES</b>						
<b>Revenue</b>						
<b>Category: 44 - USE OF PROPERTY &amp; MONEY</b>						
<a href="#">143-400-44010</a> Interest Earned	0.00	0.00	0.00	34.76	34.76	0.00 %
<b>Category: 44 - USE OF PROPERTY &amp; MONEY Total:</b>	<b>0.00</b>	<b>0.00</b>	<b>0.00</b>	<b>34.76</b>	<b>34.76</b>	<b>0.00%</b>
<b>Revenue Total:</b>	<b>0.00</b>	<b>0.00</b>	<b>0.00</b>	<b>34.76</b>	<b>34.76</b>	<b>0.00%</b>
<b>Fund: 143 - FIRE PROTECTION IMPACT FEES Total:</b>	<b>0.00</b>	<b>0.00</b>	<b>0.00</b>	<b>34.76</b>	<b>34.76</b>	<b>0.00%</b>
<b>Fund: 144 - STORM DRAINAGE &amp; FLOOD CONTROL IMPACT FEES</b>						
<b>Revenue</b>						
<b>Category: 44 - USE OF PROPERTY &amp; MONEY</b>						
<a href="#">144-400-44010</a> Interest Earned	0.00	0.00	0.00	200.69	200.69	0.00 %
<b>Category: 44 - USE OF PROPERTY &amp; MONEY Total:</b>	<b>0.00</b>	<b>0.00</b>	<b>0.00</b>	<b>200.69</b>	<b>200.69</b>	<b>0.00%</b>
<b>Revenue Total:</b>	<b>0.00</b>	<b>0.00</b>	<b>0.00</b>	<b>200.69</b>	<b>200.69</b>	<b>0.00%</b>

**Budget Report**

**For Fiscal: 2024-2025 Period Ending: 09/30/2024**

	Original Total Budget	Current Total Budget	Period Activity	Fiscal Activity	Variance Favorable (Unfavorable)	Percent Used
<b>Expense</b>						
<b>Category: 98 - CAPITAL EXPENDITURES</b>						
<a href="#">144-422-98986</a> Van Ness Storm Drain Ph 2 Expense	10,000.00	10,000.00	0.00	0.00	10,000.00	0.00 %
<b>Category: 98 - CAPITAL EXPENDITURES Total:</b>	<b>10,000.00</b>	<b>10,000.00</b>	<b>0.00</b>	<b>0.00</b>	<b>10,000.00</b>	<b>0.00%</b>
<b>Expense Total:</b>	<b>10,000.00</b>	<b>10,000.00</b>	<b>0.00</b>	<b>0.00</b>	<b>10,000.00</b>	<b>0.00%</b>
<b>Fund: 144 - STORM DRAINAGE &amp; FLOOD CONTROL IMPACT FEES Su...</b>	<b>(10,000.00)</b>	<b>(10,000.00)</b>	<b>0.00</b>	<b>200.69</b>	<b>10,200.69</b>	<b>-2.01%</b>
<b>Fund: 145 - STREETS &amp; BRIDGES IMPACT FEES</b>						
<b>Revenue</b>						
<b>Category: 44 - USE OF PROPERTY &amp; MONEY</b>						
<a href="#">145-400-44010</a> Interest Earned	0.00	0.00	0.00	108.46	108.46	0.00 %
<b>Category: 44 - USE OF PROPERTY &amp; MONEY Total:</b>	<b>0.00</b>	<b>0.00</b>	<b>0.00</b>	<b>108.46</b>	<b>108.46</b>	<b>0.00%</b>
<b>Revenue Total:</b>	<b>0.00</b>	<b>0.00</b>	<b>0.00</b>	<b>108.46</b>	<b>108.46</b>	<b>0.00%</b>
<b>Expense</b>						
<b>Category: 98 - CAPITAL EXPENDITURES</b>						
<a href="#">145-422-98901</a> Phelps Ave. Improvements	241,000.00	241,000.00	0.00	0.00	241,000.00	0.00 %
<b>Category: 98 - CAPITAL EXPENDITURES Total:</b>	<b>241,000.00</b>	<b>241,000.00</b>	<b>0.00</b>	<b>0.00</b>	<b>241,000.00</b>	<b>0.00%</b>
<b>Expense Total:</b>	<b>241,000.00</b>	<b>241,000.00</b>	<b>0.00</b>	<b>0.00</b>	<b>241,000.00</b>	<b>0.00%</b>
<b>Fund: 145 - STREETS &amp; BRIDGES IMPACT FEES Surplus (Deficit):</b>	<b>(241,000.00)</b>	<b>(241,000.00)</b>	<b>0.00</b>	<b>108.46</b>	<b>241,108.46</b>	<b>-0.05%</b>
<b>Fund: 146 - PARK IMPACT FEES</b>						
<b>Revenue</b>						
<b>Category: 44 - USE OF PROPERTY &amp; MONEY</b>						
<a href="#">146-400-44010</a> Interest Earned	0.00	0.00	0.00	153.12	153.12	0.00 %
<b>Category: 44 - USE OF PROPERTY &amp; MONEY Total:</b>	<b>0.00</b>	<b>0.00</b>	<b>0.00</b>	<b>153.12</b>	<b>153.12</b>	<b>0.00%</b>
<b>Revenue Total:</b>	<b>0.00</b>	<b>0.00</b>	<b>0.00</b>	<b>153.12</b>	<b>153.12</b>	<b>0.00%</b>
<b>Expense</b>						
<b>Category: 98 - CAPITAL EXPENDITURES</b>						
<a href="#">146-422-98223</a> Frame Park Improvements	10,000.00	10,000.00	0.00	0.00	10,000.00	0.00 %
<b>Category: 98 - CAPITAL EXPENDITURES Total:</b>	<b>10,000.00</b>	<b>10,000.00</b>	<b>0.00</b>	<b>0.00</b>	<b>10,000.00</b>	<b>0.00%</b>
<b>Expense Total:</b>	<b>10,000.00</b>	<b>10,000.00</b>	<b>0.00</b>	<b>0.00</b>	<b>10,000.00</b>	<b>0.00%</b>
<b>Fund: 146 - PARK IMPACT FEES Surplus (Deficit):</b>	<b>(10,000.00)</b>	<b>(10,000.00)</b>	<b>0.00</b>	<b>153.12</b>	<b>10,153.12</b>	<b>-1.53%</b>
<b>Fund: 150 - COALINGA PUBLIC FINANCING AUTH</b>						
<b>Revenue</b>						
<b>Category: 44 - USE OF PROPERTY &amp; MONEY</b>						
<a href="#">150-400-44010</a> Interest Earned	12,000.00	12,000.00	0.00	1,100.90	(10,899.10)	9.17 %
<a href="#">150-400-44042</a> 2000 Tax Allocation Bond Accreted ...	162,479.00	162,479.00	0.00	0.00	(162,479.00)	0.00 %
<b>Category: 44 - USE OF PROPERTY &amp; MONEY Total:</b>	<b>174,479.00</b>	<b>174,479.00</b>	<b>0.00</b>	<b>1,100.90</b>	<b>(173,378.10)</b>	<b>0.63%</b>
<b>Category: 49 - TRANSFERS FROM OTHER FUNDS</b>						
<a href="#">150-400-44240</a> Transfer from Water Fund	1,011,543.00	1,011,543.00	0.00	0.00	(1,011,543.00)	0.00 %
<a href="#">150-400-44250</a> Transfer from Sewer Fund	103,156.00	103,156.00	0.00	0.00	(103,156.00)	0.00 %
<b>Category: 49 - TRANSFERS FROM OTHER FUNDS Total:</b>	<b>1,114,699.00</b>	<b>1,114,699.00</b>	<b>0.00</b>	<b>0.00</b>	<b>(1,114,699.00)</b>	<b>0.00%</b>
<b>Revenue Total:</b>	<b>1,289,178.00</b>	<b>1,289,178.00</b>	<b>0.00</b>	<b>1,100.90</b>	<b>(1,288,077.10)</b>	<b>0.09%</b>
<b>Expense</b>						
<b>Category: 80 - DEBT SERVICE EXPENSE</b>						
<a href="#">150-758-96010</a> Bond Principal Payment	245,000.00	245,000.00	0.00	0.00	245,000.00	0.00 %
<a href="#">150-758-96020</a> Bond Interest Payment	233,501.00	233,501.00	0.00	0.00	233,501.00	0.00 %
<a href="#">150-760-96010</a> Bond Principal Payment	130,000.00	130,000.00	0.00	0.00	130,000.00	0.00 %
<a href="#">150-760-96020</a> Bond Interest Payment	267,225.00	267,225.00	0.00	0.00	267,225.00	0.00 %
<b>Category: 80 - DEBT SERVICE EXPENSE Total:</b>	<b>875,726.00</b>	<b>875,726.00</b>	<b>0.00</b>	<b>0.00</b>	<b>875,726.00</b>	<b>0.00%</b>
<b>Expense Total:</b>	<b>875,726.00</b>	<b>875,726.00</b>	<b>0.00</b>	<b>0.00</b>	<b>875,726.00</b>	<b>0.00%</b>
<b>Fund: 150 - COALINGA PUBLIC FINANCING AUTH Surplus (Deficit):</b>	<b>413,452.00</b>	<b>413,452.00</b>	<b>0.00</b>	<b>1,100.90</b>	<b>(412,351.10)</b>	<b>0.27%</b>



Budget Report

For Fiscal: 2024-2025 Period Ending: 09/30/2024

	Original Total Budget	Current Total Budget	Period Activity	Fiscal Activity	Variance Favorable (Unfavorable)	Percent Used
<b>Fund: 301 - CDBG PROGRAM INCOME</b>						
<b>Revenue</b>						
<b>Category: 44 - USE OF PROPERTY &amp; MONEY</b>						
<a href="#">301-400-44010</a> Interest Earned	200.00	200.00	0.00	46.32	(153.68)	23.16 %
<b>Category: 44 - USE OF PROPERTY &amp; MONEY Total:</b>	<b>200.00</b>	<b>200.00</b>	<b>0.00</b>	<b>46.32</b>	<b>(153.68)</b>	<b>23.16%</b>
<b>Revenue Total:</b>	<b>200.00</b>	<b>200.00</b>	<b>0.00</b>	<b>46.32</b>	<b>(153.68)</b>	<b>23.16%</b>
<b>Fund: 301 - CDBG PROGRAM INCOME Total:</b>	<b>200.00</b>	<b>200.00</b>	<b>0.00</b>	<b>46.32</b>	<b>(153.68)</b>	<b>23.16%</b>
<b>Fund: 303 - CDBG PROGRAM FUND</b>						
<b>Revenue</b>						
<b>Category: 46 - GRANTS REVENUE</b>						
<a href="#">303-400-46011</a> 2022 CDBG Grant for FT HB/RH Loa...	0.00	0.00	2,592.22	2,592.22	2,592.22	0.00 %
<a href="#">303-400-46266</a> CDBG CV2&CV3 Grant Revenue	0.00	0.00	0.00	3,300.00	3,300.00	0.00 %
<b>Category: 46 - GRANTS REVENUE Total:</b>	<b>0.00</b>	<b>0.00</b>	<b>2,592.22</b>	<b>5,892.22</b>	<b>5,892.22</b>	<b>0.00%</b>
<b>Revenue Total:</b>	<b>0.00</b>	<b>0.00</b>	<b>2,592.22</b>	<b>5,892.22</b>	<b>5,892.22</b>	<b>0.00%</b>
<b>Expense</b>						
<b>Category: 70 - MAINT. &amp; OPERATIONS EXPENSE</b>						
<a href="#">303-405-88117</a> CDBG CV2&CV3 Grant Expense	0.00	0.00	5,000.00	(130,149.66)	130,149.66	0.00 %
<a href="#">303-405-88118</a> 2022 CDBG Grant for FT HB/RH Loa...	0.00	0.00	2,245.22	2,245.22	(2,245.22)	0.00 %
<b>Category: 70 - MAINT. &amp; OPERATIONS EXPENSE Total:</b>	<b>0.00</b>	<b>0.00</b>	<b>7,245.22</b>	<b>(127,904.44)</b>	<b>127,904.44</b>	<b>0.00%</b>
<b>Expense Total:</b>	<b>0.00</b>	<b>0.00</b>	<b>7,245.22</b>	<b>(127,904.44)</b>	<b>127,904.44</b>	<b>0.00%</b>
<b>Fund: 303 - CDBG PROGRAM FUND Surplus (Deficit):</b>	<b>0.00</b>	<b>0.00</b>	<b>(4,653.00)</b>	<b>133,796.66</b>	<b>133,796.66</b>	<b>0.00%</b>
<b>Fund: 304 - HOME PROGRAM FUND</b>						
<b>Expense</b>						
<b>Category: 46 - GRANTS REVENUE</b>						
<a href="#">304-404-88105</a> 19-HOME-14965 Grant Expense	4,928.00	4,928.00	441.92	441.92	4,486.08	8.97 %
<b>Category: 46 - GRANTS REVENUE Total:</b>	<b>4,928.00</b>	<b>4,928.00</b>	<b>441.92</b>	<b>441.92</b>	<b>4,486.08</b>	<b>8.97%</b>
<b>Expense Total:</b>	<b>4,928.00</b>	<b>4,928.00</b>	<b>441.92</b>	<b>441.92</b>	<b>4,486.08</b>	<b>8.97%</b>
<b>Fund: 304 - HOME PROGRAM FUND Total:</b>	<b>4,928.00</b>	<b>4,928.00</b>	<b>441.92</b>	<b>441.92</b>	<b>4,486.08</b>	<b>8.97%</b>
<b>Fund: 305 - CALTRANS GRANTS FUND</b>						
<b>Revenue</b>						
<b>Category: 46 - GRANTS REVENUE</b>						
<a href="#">305-400-45612</a> Trail Improv-ATP Cycle 4 Rev ATPSB...	782,000.00	782,000.00	0.00	13,175.24	(768,824.76)	1.68 %
<a href="#">305-400-45615</a> CMAQ Alley Paving Ph 2 (38-44) Rev...	663,670.00	663,670.00	0.00	0.00	(663,670.00)	0.00 %
<a href="#">305-400-45616</a> CMAQ-NW Trail Seg 1/2/13/14 Rev ...	303,835.00	303,835.00	0.00	7,123.34	(296,711.66)	2.34 %
<a href="#">305-400-45617</a> Est Polk St Bike-Ped-ATP Cycle 5 Rev...	344,225.00	344,225.00	0.00	50,257.33	(293,967.67)	14.60 %
<a href="#">305-400-45618</a> Los Gatos Bridge Trails-ATP Cycle 6 ...	117,000.00	117,000.00	0.00	14,605.62	(102,394.38)	12.48 %
<a href="#">305-400-45619</a> Phelps Ave Ph 2 Rev STPL-5146(030)	565,485.00	565,485.00	0.00	0.00	(565,485.00)	0.00 %
<b>Category: 46 - GRANTS REVENUE Total:</b>	<b>2,776,215.00</b>	<b>2,776,215.00</b>	<b>0.00</b>	<b>85,161.53</b>	<b>(2,691,053.47)</b>	<b>3.07%</b>
<b>Revenue Total:</b>	<b>2,776,215.00</b>	<b>2,776,215.00</b>	<b>0.00</b>	<b>85,161.53</b>	<b>(2,691,053.47)</b>	<b>3.07%</b>
<b>Expense</b>						
<b>Category: 98 - CAPITAL EXPENDITURES</b>						
<a href="#">305-422-98062</a> STBG-California-Baker STPL-5146(0...	0.00	0.00	28,700.00	28,700.00	(28,700.00)	0.00 %
<a href="#">305-422-98902</a> Phelps Ave Ph 2 Exp STPL-5146(030)	565,485.00	565,485.00	1,152.50	1,432.50	564,052.50	0.25 %
<a href="#">305-422-98905</a> Los Gatos Bridge Trails-ATP Cycle 6 ...	117,000.00	117,000.00	7,673.67	11,236.24	105,763.76	9.60 %
<a href="#">305-422-98974</a> CMAQ-NW Trail Seg 1/2/13/14 Exp ...	303,835.00	303,835.00	8,912.50	11,640.00	292,195.00	3.83 %
<a href="#">305-422-98975</a> ATP Cycle 5-Est Polk St Bike-Ped AT...	344,225.00	344,225.00	16,062.50	35,196.25	309,028.75	10.22 %
<a href="#">305-422-98982</a> Trail Improv-ATP Cycle 4 Exp ATPSBI...	782,000.00	782,000.00	892.03	1,593.64	780,406.36	0.20 %
<a href="#">305-422-98998</a> CMAQ Alley Paving Ph 2 (38-44) Exp...	0.00	0.00	0.00	280.00	(280.00)	0.00 %
<b>Category: 98 - CAPITAL EXPENDITURES Total:</b>	<b>2,112,545.00</b>	<b>2,112,545.00</b>	<b>63,393.20</b>	<b>90,078.63</b>	<b>2,022,466.37</b>	<b>4.26%</b>
<b>Expense Total:</b>	<b>2,112,545.00</b>	<b>2,112,545.00</b>	<b>63,393.20</b>	<b>90,078.63</b>	<b>2,022,466.37</b>	<b>4.26%</b>
<b>Fund: 305 - CALTRANS GRANTS FUND Surplus (Deficit):</b>	<b>663,670.00</b>	<b>663,670.00</b>	<b>(63,393.20)</b>	<b>(4,917.10)</b>	<b>(668,587.10)</b>	<b>-0.74%</b>



Budget Report

For Fiscal: 2024-2025 Period Ending: 09/30/2024

	Original Total Budget	Current Total Budget	Period Activity	Fiscal Activity	Variance Favorable (Unfavorable)	Percent Used
<b>Fund: 306 - SPECIAL REVENUE GRANTS FUND</b>						
<b>Revenue</b>						
<b>Category: 46 - GRANTS REVENUE</b>						
<a href="#">306-400-46200</a>	Grant Revenue Other	0.00	0.00	6,000.00	6,000.00	6,000.00 0.00 %
<a href="#">306-400-46268</a>	CIRA Grant Revenue	0.00	0.00	0.00	37,800.00	37,800.00 0.00 %
<a href="#">306-400-46273</a>	ADU LEAP Grant Program Revenue	423,959.00	423,959.00	0.00	65,000.00	(358,959.00) 15.33 %
<a href="#">306-400-46274</a>	Beverage Container Recycling Grant...	5,000.00	5,000.00	0.00	5,000.00	0.00 100.00 %
<a href="#">306-400-46275</a>	Cal Recycle SB 1383 Local Asst. Gran...	75,000.00	75,000.00	0.00	75,000.00	0.00 100.00 %
	<b>Category: 46 - GRANTS REVENUE Total:</b>	<b>503,959.00</b>	<b>503,959.00</b>	<b>6,000.00</b>	<b>188,800.00</b>	<b>(315,159.00) 37.46%</b>
	<b>Revenue Total:</b>	<b>503,959.00</b>	<b>503,959.00</b>	<b>6,000.00</b>	<b>188,800.00</b>	<b>(315,159.00) 37.46%</b>
<b>Expense</b>						
<b>Category: 46 - GRANTS REVENUE</b>						
<a href="#">306-426-98580</a>	Beverage Container Recycling Expe...	5,000.00	5,000.00	0.00	0.00	5,000.00 0.00 %
	<b>Category: 46 - GRANTS REVENUE Total:</b>	<b>5,000.00</b>	<b>5,000.00</b>	<b>0.00</b>	<b>0.00</b>	<b>5,000.00 0.00%</b>
<b>Category: 70 - MAINT. &amp; OPERATIONS EXPENSE</b>						
<a href="#">306-422-88106</a>	Permanent Local Housing Allocation...	0.00	0.00	1,015.67	1,015.67	(1,015.67) 0.00 %
	<b>Category: 70 - MAINT. &amp; OPERATIONS EXPENSE Total:</b>	<b>0.00</b>	<b>0.00</b>	<b>1,015.67</b>	<b>1,015.67</b>	<b>(1,015.67) 0.00%</b>
<b>Category: 98 - CAPITAL EXPENDITURES</b>						
<a href="#">306-404-98578</a>	ADU LEAP Grant Expense	423,959.00	423,959.00	0.00	0.00	423,959.00 0.00 %
<a href="#">306-422-98575</a>	Centennial Park DPR Grant Expense	0.00	0.00	227.50	227.50	(227.50) 0.00 %
<a href="#">306-422-98576</a>	Sandalwood Park DPR Grant Expense	0.00	0.00	227.50	227.50	(227.50) 0.00 %
<a href="#">306-432-98574</a>	CIRA Grant Expense-Bldg & Maint	0.00	0.00	14,475.00	15,430.00	(15,430.00) 0.00 %
	<b>Category: 98 - CAPITAL EXPENDITURES Total:</b>	<b>423,959.00</b>	<b>423,959.00</b>	<b>14,930.00</b>	<b>15,885.00</b>	<b>408,074.00 3.75%</b>
	<b>Expense Total:</b>	<b>428,959.00</b>	<b>428,959.00</b>	<b>15,945.67</b>	<b>16,900.67</b>	<b>412,058.33 3.94%</b>
	<b>Fund: 306 - SPECIAL REVENUE GRANTS FUND Surplus (Deficit):</b>	<b>75,000.00</b>	<b>75,000.00</b>	<b>(9,945.67)</b>	<b>171,899.33</b>	<b>96,899.33 229.20%</b>
<b>Fund: 308 - AB179 TECH IMPROVEMENT</b>						
<b>Expense</b>						
<b>Category: 98 - CAPITAL EXPENDITURES</b>						
<a href="#">308-413-98040</a>	Major Machinery & Equipment	16,844.00	16,844.00	0.00	0.00	16,844.00 0.00 %
<a href="#">308-416-98040</a>	Major Machinery & Equipment	15,525.00	15,525.00	0.00	0.00	15,525.00 0.00 %
	<b>Category: 98 - CAPITAL EXPENDITURES Total:</b>	<b>32,369.00</b>	<b>32,369.00</b>	<b>0.00</b>	<b>0.00</b>	<b>32,369.00 0.00%</b>
	<b>Expense Total:</b>	<b>32,369.00</b>	<b>32,369.00</b>	<b>0.00</b>	<b>0.00</b>	<b>32,369.00 0.00%</b>
	<b>Fund: 308 - AB179 TECH IMPROVEMENT Total:</b>	<b>32,369.00</b>	<b>32,369.00</b>	<b>0.00</b>	<b>0.00</b>	<b>32,369.00 0.00%</b>
<b>Fund: 310 - AHSC PROGRAM</b>						
<b>Revenue</b>						
<b>Category: 46 - GRANTS REVENUE</b>						
<a href="#">310-400-46110</a>	AHSC Grant Revenue	500,000.00	500,000.00	0.00	0.00	(500,000.00) 0.00 %
	<b>Category: 46 - GRANTS REVENUE Total:</b>	<b>500,000.00</b>	<b>500,000.00</b>	<b>0.00</b>	<b>0.00</b>	<b>(500,000.00) 0.00%</b>
	<b>Revenue Total:</b>	<b>500,000.00</b>	<b>500,000.00</b>	<b>0.00</b>	<b>0.00</b>	<b>(500,000.00) 0.00%</b>
<b>Expense</b>						
<b>Category: 98 - CAPITAL EXPENDITURES</b>						
<a href="#">310-422-98581</a>	AHSC Grant Expense	500,000.00	500,000.00	16,087.50	40,126.25	459,873.75 8.03 %
	<b>Category: 98 - CAPITAL EXPENDITURES Total:</b>	<b>500,000.00</b>	<b>500,000.00</b>	<b>16,087.50</b>	<b>40,126.25</b>	<b>459,873.75 8.03%</b>
	<b>Expense Total:</b>	<b>500,000.00</b>	<b>500,000.00</b>	<b>16,087.50</b>	<b>40,126.25</b>	<b>459,873.75 8.03%</b>
	<b>Fund: 310 - AHSC PROGRAM Surplus (Deficit):</b>	<b>0.00</b>	<b>0.00</b>	<b>(16,087.50)</b>	<b>(40,126.25)</b>	<b>(40,126.25) 0.00%</b>
<b>Fund: 501 - WATER ENTERPRISE FUND</b>						
<b>Revenue</b>						
<b>Category: 44 - USE OF PROPERTY &amp; MONEY</b>						
<a href="#">501-400-44010</a>	Interest Earned	1,000.00	1,000.00	0.00	1,324.04	324.04 132.40 %
	<b>Category: 44 - USE OF PROPERTY &amp; MONEY Total:</b>	<b>1,000.00</b>	<b>1,000.00</b>	<b>0.00</b>	<b>1,324.04</b>	<b>324.04 132.40%</b>
<b>Category: 46 - GRANTS REVENUE</b>						
<a href="#">501-400-46276</a>	CDWR Urban Comm. Drought Relief...	1,145,000.00	1,145,000.00	0.00	132,701.59	(1,012,298.41) 11.59 %
	<b>Category: 46 - GRANTS REVENUE Total:</b>	<b>1,145,000.00</b>	<b>1,145,000.00</b>	<b>0.00</b>	<b>132,701.59</b>	<b>(1,012,298.41) 11.59%</b>

**Budget Report**

**For Fiscal: 2024-2025 Period Ending: 09/30/2024**

	<b>Original Total Budget</b>	<b>Current Total Budget</b>	<b>Period Activity</b>	<b>Fiscal Activity</b>	<b>Variance Favorable (Unfavorable)</b>	<b>Percent Used</b>
<b>Category: 47 - CHARGES FOR SERVICES REVENUE</b>						
<a href="#">501-400-46980</a>	Late Fees	175,000.00	175,000.00	15,125.72	47,955.07	(127,044.93) 27.40 %
<a href="#">501-400-46990</a>	UB Service Charges (i.e., NSF)	500.00	500.00	5.00	305.00	(195.00) 61.00 %
<a href="#">501-400-47100</a>	Backflow Testing & Repair	0.00	0.00	0.00	225.00	225.00 0.00 %
<a href="#">501-400-51010</a>	Treated Water Sales	5,843,000.00	5,843,000.00	25.70	1,170,105.42	(4,672,894.58) 20.03 %
<a href="#">501-400-51020</a>	Untreated Water Sales Contract	1,738,000.00	1,738,000.00	275,861.98	810,853.62	(927,146.38) 46.65 %
<a href="#">501-400-51030</a>	Installation Charges	1,000.00	1,000.00	150.00	150.00	(850.00) 15.00 %
<a href="#">501-400-51040</a>	Account Service Charges	1,000.00	1,000.00	0.00	0.00	(1,000.00) 0.00 %
<b>Category: 47 - CHARGES FOR SERVICES REVENUE Total:</b>		<b>7,758,500.00</b>	<b>7,758,500.00</b>	<b>291,168.40</b>	<b>2,029,594.11</b>	<b>(5,728,905.89) 26.16%</b>
<b>Category: 48 - MISCELLANEOUS REVENUE</b>						
<a href="#">501-400-46922</a>	Use of 2021 Water Bond Proceeds	5,000,000.00	5,000,000.00	0.00	0.00	(5,000,000.00) 0.00 %
<a href="#">501-400-46925</a>	Water Revenue Bond Reimburse...	0.00	0.00	0.00	26,368.30	26,368.30 0.00 %
<a href="#">501-400-48160</a>	Miscellaneous Revenue	2,000.00	2,000.00	0.00	0.00	(2,000.00) 0.00 %
<b>Category: 48 - MISCELLANEOUS REVENUE Total:</b>		<b>5,002,000.00</b>	<b>5,002,000.00</b>	<b>0.00</b>	<b>26,368.30</b>	<b>(4,975,631.70) 0.53%</b>
<b>Category: 51 - IMPACT FEES REVENUE</b>						
<a href="#">501-400-51057</a>	Water Dev. Impact Fees	10,000.00	10,000.00	0.00	0.00	(10,000.00) 0.00 %
<b>Category: 51 - IMPACT FEES REVENUE Total:</b>		<b>10,000.00</b>	<b>10,000.00</b>	<b>0.00</b>	<b>0.00</b>	<b>(10,000.00) 0.00%</b>
<b>Revenue Total:</b>		<b>13,916,500.00</b>	<b>13,916,500.00</b>	<b>291,168.40</b>	<b>2,189,988.04</b>	<b>(11,726,511.96) 15.74%</b>
<b>Expense</b>						
<b>Category: 60 - PERSONNEL SERVICES EXPENSE</b>						
<a href="#">501-406-60010</a>	Salaries Regular	215,716.00	215,716.00	9,829.67	42,395.51	173,320.49 19.65 %
<a href="#">501-406-60020</a>	Salaries Part Time	0.00	0.00	652.80	1,003.20	(1,003.20) 0.00 %
<a href="#">501-406-60030</a>	Salaries Overtime	200.00	200.00	0.00	23.33	176.67 11.67 %
<a href="#">501-406-60050</a>	Salaries Cash Outs	4,148.00	4,148.00	0.00	0.00	4,148.00 0.00 %
<a href="#">501-406-62000</a>	Retirement CalPERS	19,818.00	19,818.00	988.47	3,681.79	16,136.21 18.58 %
<a href="#">501-406-62020</a>	Medical/Life Insurance	43,320.00	43,320.00	2,684.03	9,217.05	34,102.95 21.28 %
<a href="#">501-406-62030</a>	Social Security FICA	13,374.00	13,374.00	700.25	2,693.79	10,680.21 20.14 %
<a href="#">501-406-62040</a>	Medicare Insurance	3,128.00	3,128.00	169.79	636.05	2,491.95 20.33 %
<a href="#">501-406-62050</a>	Disability Income Insurance	2,373.00	2,373.00	36.37	113.28	2,259.72 4.77 %
<a href="#">501-406-62060</a>	Deferred Comp. - 457 Retirement	7,893.00	7,893.00	222.74	702.77	7,190.23 8.90 %
<a href="#">501-406-62070</a>	Workers' Comp. Insurance	13,706.00	13,706.00	0.00	10,853.90	2,852.10 79.19 %
<a href="#">501-406-62210</a>	Unemployment Claims	2,157.00	2,157.00	0.00	0.00	2,157.00 0.00 %
<a href="#">501-503-60010</a>	Salaries Regular	488,672.00	488,672.00	37,561.32	104,701.60	383,970.40 21.43 %
<a href="#">501-503-60020</a>	Salaries Part Time	82,018.00	82,018.00	4,398.18	13,080.21	68,937.79 15.95 %
<a href="#">501-503-60030</a>	Salaries Overtime	52,300.00	52,300.00	5,286.44	12,665.38	39,634.62 24.22 %
<a href="#">501-503-60050</a>	Salaries Cash Outs	9,398.00	9,398.00	0.00	0.00	9,398.00 0.00 %
<a href="#">501-503-62000</a>	Retirement CalPERS	45,318.00	45,318.00	2,864.33	8,899.53	36,418.47 19.64 %
<a href="#">501-503-62020</a>	Medical/Life Insurance	106,408.00	106,408.00	6,590.12	20,620.58	85,787.42 19.38 %
<a href="#">501-503-62030</a>	Social Security FICA	35,383.00	35,383.00	2,613.95	7,694.33	27,688.67 21.75 %
<a href="#">501-503-62040</a>	Medicare Insurance	8,275.00	8,275.00	677.97	1,866.13	6,408.87 22.55 %
<a href="#">501-503-62050</a>	Disability Income Insurance	6,278.00	6,278.00	25.44	101.04	6,176.96 1.61 %
<a href="#">501-503-62060</a>	Deferred Comp. - 457 Retirement	15,965.00	15,965.00	1,034.27	2,962.46	13,002.54 18.56 %
<a href="#">501-503-62070</a>	Workers' Comp. Insurance	60,968.00	60,968.00	0.00	31,190.37	29,777.63 51.16 %
<a href="#">501-503-62080</a>	Uniform Allowance	1,478.00	1,478.00	0.00	299.26	1,178.74 20.25 %
<a href="#">501-503-62210</a>	Unemployment Claims	4,887.00	4,887.00	0.00	0.00	4,887.00 0.00 %
<a href="#">501-508-60010</a>	Salaries Regular	346,506.00	346,506.00	24,770.55	68,156.51	278,349.49 19.67 %
<a href="#">501-508-60030</a>	Salaries Overtime	23,000.00	23,000.00	2,697.39	7,646.88	15,353.12 33.25 %
<a href="#">501-508-60050</a>	Salaries Cash Outs	6,514.00	6,514.00	0.00	0.00	6,514.00 0.00 %
<a href="#">501-508-62000</a>	Retirement CalPERS	32,173.00	32,173.00	1,830.86	6,027.85	26,145.15 18.74 %
<a href="#">501-508-62020</a>	Medical/Life Insurance	120,595.00	120,595.00	5,335.81	16,312.34	104,282.66 13.53 %
<a href="#">501-508-62030</a>	Social Security FICA	21,483.00	21,483.00	1,370.30	4,302.44	17,180.56 20.03 %
<a href="#">501-508-62040</a>	Medicare Insurance	5,351.00	5,351.00	389.51	1,075.36	4,275.64 20.10 %
<a href="#">501-508-62050</a>	Disability Income Insurance	3,812.00	3,812.00	12.72	75.77	3,736.23 1.99 %
<a href="#">501-508-62060</a>	Deferred Comp. - 457 Retirement	11,483.00	11,483.00	277.61	895.14	10,587.86 7.80 %
<a href="#">501-508-62070</a>	Workers' Comp. Insurance	35,000.00	35,000.00	0.00	18,545.90	16,454.10 52.99 %
<a href="#">501-508-62080</a>	Uniform Allowance	1,044.00	1,044.00	0.00	221.74	822.26 21.24 %

Budget Report

For Fiscal: 2024-2025 Period Ending: 09/30/2024

		Original Total Budget	Current Total Budget	Period Activity	Fiscal Activity	Variance Favorable (Unfavorable)	Percent Used
<a href="#">501-508-62210</a>	Unemployment Claims	3,465.00	3,465.00	0.00	0.00	3,465.00	0.00 %
<b>Category: 60 - PERSONNEL SERVICES EXPENSE Total:</b>		<b>1,853,607.00</b>	<b>1,853,607.00</b>	<b>113,020.89</b>	<b>398,661.49</b>	<b>1,454,945.51</b>	<b>21.51%</b>
<b>Category: 70 - MAINT. &amp; OPERATIONS EXPENSE</b>							
<a href="#">501-406-70010</a>	Office Supplies	3,114.00	3,114.00	412.39	428.94	2,685.06	13.77 %
<a href="#">501-406-70030</a>	Postage & Freight Out	15,000.00	15,000.00	480.00	1,143.14	13,856.86	7.62 %
<a href="#">501-406-70040</a>	Printing & Binding	15,000.00	15,000.00	340.60	340.60	14,659.40	2.27 %
<a href="#">501-406-70160</a>	Gasoline & Diesel	2,500.00	2,500.00	66.42	233.68	2,266.32	9.35 %
<a href="#">501-406-72030</a>	Telephone	3,700.00	3,700.00	99.75	301.85	3,398.15	8.16 %
<a href="#">501-406-84010</a>	Office Equip. Repairs & Maint.	3,500.00	3,500.00	140.87	384.02	3,115.98	10.97 %
<a href="#">501-406-84012</a>	Computer Equipment	2,757.00	2,757.00	1,684.70	1,684.70	1,072.30	61.11 %
<a href="#">501-406-86010</a>	Training, Travel, & Conference	5,400.00	5,400.00	59.70	59.70	5,340.30	1.11 %
<a href="#">501-406-86030</a>	Subs., Dues, & Publications	1,200.00	1,200.00	0.00	823.00	377.00	68.58 %
<a href="#">501-406-88010</a>	City Attorney Fees	1,600.00	1,600.00	0.00	0.00	1,600.00	0.00 %
<a href="#">501-406-88030</a>	Accounting/Auditing	38,644.00	38,644.00	1,396.50	1,396.50	37,247.50	3.61 %
<a href="#">501-406-88040</a>	Computer Programming/Consult.	54,473.00	56,156.00	6,485.06	10,084.59	46,071.41	17.96 %

Budget Adjustments

Number	Date	Description	Adjustment					
BA0000100	10/31/2024	To adjust NEOGOV Cost Allocation	1,683.00					
<a href="#">501-406-88060</a>		Medical - General	160.00	160.00	0.00	0.00	160.00	0.00 %
<a href="#">501-406-88100</a>		Professional Services	6,000.00	6,000.00	0.00	78.75	5,921.25	1.31 %
<a href="#">501-406-88101</a>		Administrative Fees	0.00	0.00	0.24	0.48	(0.48)	0.00 %
<a href="#">501-406-89010</a>		Personnel Advertising	40.00	40.00	0.00	0.00	40.00	0.00 %
<a href="#">501-406-89020</a>		Interview Expenses	5.00	5.00	0.00	0.00	5.00	0.00 %
<a href="#">501-406-89040</a>		Physical w/Drug & Alcohol Test	160.00	160.00	0.00	0.00	160.00	0.00 %
<a href="#">501-406-89070</a>		Fingerprinting	30.00	30.00	6.40	6.40	23.60	21.33 %
<a href="#">501-406-90010</a>		Liability & Property Insurance	12,000.00	12,000.00	25.98	11,810.11	189.89	98.42 %
<a href="#">501-406-92090</a>		Taxes, Licenses, & Fees	105,000.00	105,000.00	11,148.27	42,707.19	62,292.81	40.67 %
<a href="#">501-406-94020</a>		Bad Debt Expense	20,000.00	20,000.00	0.00	0.00	20,000.00	0.00 %
<a href="#">501-406-94030</a>		Cash Short/Over	150.00	150.00	30.00	14.99	135.01	9.99 %
<a href="#">501-503-70010</a>		Office Supplies	500.00	500.00	25.76	399.58	100.42	79.92 %
<a href="#">501-503-70030</a>		Postage & Freight Out	500.00	500.00	0.00	0.00	500.00	0.00 %
<a href="#">501-503-70040</a>		Printing & Binding	500.00	500.00	0.00	0.00	500.00	0.00 %
<a href="#">501-503-70060</a>		Small Tools & Equipment	2,000.00	2,000.00	0.00	0.00	2,000.00	0.00 %
<a href="#">501-503-70100</a>		Uniforms	3,100.00	3,100.00	223.62	669.98	2,430.02	21.61 %
<a href="#">501-503-70140</a>		Utility Parts & Supplies	12,000.00	12,000.00	1,634.54	2,677.62	9,322.38	22.31 %
<a href="#">501-503-70160</a>		Gasoline & Diesel	20,000.00	20,000.00	1,562.82	2,654.77	17,345.23	13.27 %
<a href="#">501-503-70202</a>		Lab Supplies	15,000.00	15,000.00	1,754.96	7,022.51	7,977.49	46.82 %
<a href="#">501-503-70210</a>		Chemicals Ammonia	40,000.00	40,000.00	0.00	0.00	40,000.00	0.00 %
<a href="#">501-503-70211</a>		Chemicals Carbon Dioxide	50,000.00	50,000.00	0.00	0.00	50,000.00	0.00 %
<a href="#">501-503-70220</a>		Chemicals Zinc Ortho	65,000.00	65,000.00	0.00	0.00	65,000.00	0.00 %
<a href="#">501-503-70230</a>		Chemicals Chlorine	25,000.00	25,000.00	0.00	6,786.91	18,213.09	27.15 %
<a href="#">501-503-70240</a>		Chemicals Aluminate Sulfate	155,000.00	155,000.00	0.00	6,928.06	148,071.94	4.47 %
<a href="#">501-503-70270</a>		Chemicals Polymers	12,000.00	12,000.00	0.00	0.00	12,000.00	0.00 %
<a href="#">501-503-70300</a>		Chemicals Hypochlorite	13,000.00	13,000.00	0.00	5,852.74	7,147.26	45.02 %
<a href="#">501-503-70400</a>		Chemicals Sodium Permanganate	80,000.00	80,000.00	0.00	18,431.54	61,568.46	23.04 %
<a href="#">501-503-72010</a>		Water, Gas, Sanitation & Sewer	600.00	600.00	64.55	207.01	392.99	34.50 %
<a href="#">501-503-72020</a>		Electric	1,000,000.00	1,000,000.00	114,954.04	263,443.11	736,556.89	26.34 %
<a href="#">501-503-72030</a>		Telephone	6,500.00	6,500.00	437.57	992.42	5,507.58	15.27 %
<a href="#">501-503-80010</a>		Water Purchases	1,496,000.00	1,496,000.00	115,141.46	374,836.58	1,121,163.42	25.06 %
<a href="#">501-503-82030</a>		Equipment Rental	4,000.00	4,000.00	580.59	616.59	3,383.41	15.41 %
<a href="#">501-503-84010</a>		Office Equip. Repairs & Maint.	1,500.00	1,500.00	48.57	153.71	1,346.29	10.25 %
<a href="#">501-503-84020</a>		Major Equip. Repairs & Maint.	250,000.00	250,000.00	0.00	16,388.31	233,611.69	6.56 %
<a href="#">501-503-84030</a>		Buildings Repairs & Maint.	50,000.00	50,000.00	1,499.75	1,641.75	48,358.25	3.28 %
<a href="#">501-503-84051</a>		Grounds Chemicals & Maint.	7,500.00	7,500.00	0.00	0.00	7,500.00	0.00 %
<a href="#">501-503-84060</a>		Vehicle Parts, Repairs & Maint.	4,000.00	4,000.00	135.24	1,534.07	2,465.93	38.35 %
<a href="#">501-503-84072</a>		Safety Equip. Repairs & Maint.	4,000.00	4,000.00	172.22	728.38	3,271.62	18.21 %
<a href="#">501-503-86010</a>		Training, Travel, & Conference	10,000.00	10,000.00	553.00	653.00	9,347.00	6.53 %

**Budget Report**

**For Fiscal: 2024-2025 Period Ending: 09/30/2024**

		<b>Original</b>	<b>Current</b>	<b>Period</b>	<b>Fiscal</b>	<b>Variance</b>	<b>Percent</b>
		<b>Total Budget</b>	<b>Total Budget</b>	<b>Activity</b>	<b>Activity</b>	<b>Favorable (Unfavorable)</b>	<b>Used</b>
<a href="#">501-503-86030</a>	Subs., Dues, & Publications	3,150.00	3,150.00	2.60	1,168.00	1,982.00	37.08 %
<a href="#">501-503-86032</a>	Certifications, Renewals, Subs. & D...	2,000.00	2,000.00	0.00	0.00	2,000.00	0.00 %
<a href="#">501-503-88010</a>	City Attorney Fees	7,000.00	7,000.00	0.00	3,536.13	3,463.87	50.52 %
<a href="#">501-503-88040</a>	Computer Programming/Consult.	7,180.00	7,180.00	243.04	585.86	6,594.14	8.16 %
<a href="#">501-503-88071</a>	Westlands Coalinga Canal Maint.	373,000.00	373,000.00	0.00	0.00	373,000.00	0.00 %
<a href="#">501-503-88081</a>	Outside Laboratory	14,000.00	14,000.00	785.00	2,187.50	11,812.50	15.63 %
<a href="#">501-503-88100</a>	Professional Services	76,680.00	76,680.00	21,588.51	31,669.31	45,010.69	41.30 %
<a href="#">501-503-88101</a>	Administrative Fees	100.00	100.00	11.81	23.62	76.38	23.62 %
<a href="#">501-503-89040</a>	Physical w/Drug & Alcohol Test	100.00	100.00	0.00	0.00	100.00	0.00 %
<a href="#">501-503-89070</a>	Fingerprinting	100.00	100.00	0.00	0.00	100.00	0.00 %
<a href="#">501-503-90010</a>	Liability & Property Insurance	61,189.00	61,189.00	1,788.46	62,235.61	(1,046.61)	101.71 %
<a href="#">501-503-92090</a>	Taxes, Licenses, & Fees	60,000.00	60,000.00	41.07	1,212.99	58,787.01	2.02 %
<a href="#">501-508-70010</a>	Office Supplies	500.00	500.00	26.76	400.58	99.42	80.12 %
<a href="#">501-508-70030</a>	Postage & Freight Out	100.00	100.00	0.00	0.00	100.00	0.00 %
<a href="#">501-508-70040</a>	Printing & Binding	25.00	25.00	0.00	0.00	25.00	0.00 %
<a href="#">501-508-70060</a>	Small Tools & Equipment	5,000.00	5,000.00	223.61	238.09	4,761.91	4.76 %
<a href="#">501-508-70100</a>	Uniforms	6,350.00	6,350.00	199.95	591.68	5,758.32	9.32 %
<a href="#">501-508-70101</a>	Uniforms-Safety Equipment	2,000.00	2,000.00	128.17	128.17	1,871.83	6.41 %
<a href="#">501-508-70130</a>	Street Materials	5,000.00	5,000.00	622.79	622.79	4,377.21	12.46 %
<a href="#">501-508-70140</a>	Utility Parts & Supplies	100,000.00	100,000.00	8,695.37	11,516.46	88,483.54	11.52 %
<a href="#">501-508-70160</a>	Gasoline & Diesel	20,000.00	20,000.00	1,046.80	2,219.34	17,780.66	11.10 %
<a href="#">501-508-72020</a>	Electric	3,600.00	3,600.00	319.44	703.72	2,896.28	19.55 %
<a href="#">501-508-72030</a>	Telephone	13,000.00	13,000.00	1,035.62	1,167.67	11,832.33	8.98 %
<a href="#">501-508-84010</a>	Office Equip. Repairs & Maint.	500.00	500.00	14.85	36.74	463.26	7.35 %
<a href="#">501-508-84030</a>	Buildings Repairs & Maint.	15,000.00	15,000.00	161.53	508.87	14,491.13	3.39 %
<a href="#">501-508-84060</a>	Vehicle Parts, Repairs & Maint.	10,000.00	10,000.00	515.47	1,676.48	8,323.52	16.76 %
<a href="#">501-508-86010</a>	Training, Travel, & Conference	8,000.00	8,000.00	905.00	1,145.00	6,855.00	14.31 %
<a href="#">501-508-86030</a>	Subs., Dues, & Publications	3,150.00	3,150.00	2.60	1,683.88	1,466.12	53.46 %
<a href="#">501-508-88010</a>	City Attorney Fees	1,500.00	1,500.00	0.00	0.00	1,500.00	0.00 %
<a href="#">501-508-88040</a>	Computer Programming/Consult.	6,675.00	9,200.00	243.04	478.69	8,721.31	5.20 %

**Budget Adjustments**

<b>Number</b>	<b>Date</b>	<b>Description</b>	<b>Adjustment</b>					
BA0000100	10/31/2024	To adjust NEOGOV Cost Allocation	2,525.00					
<a href="#">501-508-88060</a>		Medical - General	500.00	500.00	31.98	31.98	468.02	6.40 %
<a href="#">501-508-88100</a>		Professional Services	32,500.00	32,550.00	600.00	2,518.01	30,031.99	7.74 %
<a href="#">501-508-88101</a>		Administrative Fees	100.00	100.00	2.30	4.60	95.40	4.60 %
<a href="#">501-508-88121</a>		Geographic Information Systems	15,000.00	15,000.00	0.00	0.00	15,000.00	0.00 %
<a href="#">501-508-88130</a>		Grant Writing/Application	10,000.00	10,000.00	2,875.02	2,875.02	7,124.98	28.75 %
<a href="#">501-508-89010</a>		Personnel Advertising	100.00	100.00	0.00	0.00	100.00	0.00 %
<a href="#">501-508-89020</a>		Interview Expenses	10.00	10.00	0.00	0.00	10.00	0.00 %
<a href="#">501-508-89040</a>		Physical w/Drug & Alcohol Test	300.00	300.00	0.00	0.00	300.00	0.00 %
<a href="#">501-508-89070</a>		Fingerprinting	60.00	60.00	0.00	0.00	60.00	0.00 %
<a href="#">501-508-90010</a>		Liability & Property Insurance	47,391.00	47,391.00	458.85	47,177.83	213.17	99.55 %
<a href="#">501-508-92090</a>		Taxes, Licenses, & Fees	5,000.00	5,000.00	0.00	0.00	5,000.00	0.00 %
<b>Category: 70 - MAINT. &amp; OPERATIONS EXPENSE Total:</b>			<b>4,534,043.00</b>	<b>4,538,251.00</b>	<b>303,735.21</b>	<b>962,461.90</b>	<b>3,575,789.10</b>	<b>21.21%</b>

**Category: 80 - DEBT SERVICE EXPENSE**

<a href="#">501-503-96062</a>	2021B Revenue Bonds Principal	130,000.00	130,000.00	0.00	0.00	130,000.00	0.00 %	
<a href="#">501-503-96063</a>	2021B Revenue Bonds Interest	267,225.00	267,225.00	0.00	0.00	267,225.00	0.00 %	
<a href="#">501-503-96064</a>	2021A Wtr/WW Revenue Bonds Pri...	245,000.00	245,000.00	0.00	0.00	245,000.00	0.00 %	
<a href="#">501-503-96065</a>	2021A Wtr/WW Revenue Bonds Int...	233,501.00	233,501.00	0.00	0.00	233,501.00	0.00 %	
<a href="#">501-503-96500</a>	Fiscal Agent Fees	3,000.00	3,000.00	0.00	0.00	3,000.00	0.00 %	
<b>Category: 80 - DEBT SERVICE EXPENSE Total:</b>			<b>878,726.00</b>	<b>878,726.00</b>	<b>0.00</b>	<b>0.00</b>	<b>878,726.00</b>	<b>0.00%</b>

**Category: 98 - CAPITAL EXPENDITURES**

<a href="#">501-406-98030</a>	Office Furniture & Equipment	0.00	0.00	0.00	470.30	(470.30)	0.00 %
<a href="#">501-503-98030</a>	Office Furniture & Equipment	1,500.00	1,500.00	0.00	0.00	1,500.00	0.00 %
<a href="#">501-503-98040</a>	Major Machinery & Equipment	50,000.00	50,000.00	0.00	0.00	50,000.00	0.00 %
<a href="#">501-503-98441</a>	Water Revenue Bond Projects	5,000,000.00	5,000,000.00	90,354.87	111,103.62	4,888,896.38	2.22 %

**Budget Report**

**For Fiscal: 2024-2025 Period Ending: 09/30/2024**

		<b>Original</b>	<b>Current</b>	<b>Period</b>	<b>Fiscal</b>	<b>Variance</b>	<b>Percent</b>
		<b>Total Budget</b>	<b>Total Budget</b>	<b>Activity</b>	<b>Activity</b>	<b>Favorable</b>	<b>Used</b>
						<b>(Unfavorable)</b>	
<a href="#">501-503-98471</a>	CDWR Turf Replacement Program E...	145,000.00	145,000.00	13,646.00	28,399.00	116,601.00	19.59 %
<a href="#">501-508-98030</a>	Office Furniture & Equipment	5,000.00	5,000.00	0.00	0.00	5,000.00	0.00 %
<a href="#">501-508-98040</a>	Major Machinery & Equipment	100,000.00	100,000.00	1,768.94	12,516.35	87,483.65	12.52 %
<a href="#">501-508-98054</a>	Water Meters	35,000.00	35,000.00	0.00	0.00	35,000.00	0.00 %
<a href="#">501-508-98472</a>	CDWR Advanced Metering Infrastru...	1,000,000.00	1,000,000.00	2,788.50	229,819.77	770,180.23	22.98 %
<a href="#">501-508-98907</a>	Pleasant St Sewer Main Reconstruct...	0.00	0.00	170.40	746.87	(746.87)	0.00 %
<b>Category: 98 - CAPITAL EXPENDITURES Total:</b>		<b>6,336,500.00</b>	<b>6,336,500.00</b>	<b>108,728.71</b>	<b>383,055.91</b>	<b>5,953,444.09</b>	<b>6.05%</b>
<b>Expense Total:</b>		<b>13,602,876.00</b>	<b>13,607,084.00</b>	<b>525,484.81</b>	<b>1,744,179.30</b>	<b>11,862,904.70</b>	<b>12.82%</b>
<b>Fund: 501 - WATER ENTERPRISE FUND Surplus (Deficit):</b>		<b>313,624.00</b>	<b>309,416.00</b>	<b>(234,316.41)</b>	<b>445,808.74</b>	<b>136,392.74</b>	<b>144.08%</b>
<b>Fund: 502 - GAS ENTERPRISE FUND</b>							
<b>Revenue</b>							
<b>Category: 44 - USE OF PROPERTY &amp; MONEY</b>							
<a href="#">502-400-44010</a>	Interest Earned	4,000.00	4,000.00	0.00	131.79	(3,868.21)	3.29 %
<b>Category: 44 - USE OF PROPERTY &amp; MONEY Total:</b>		<b>4,000.00</b>	<b>4,000.00</b>	<b>0.00</b>	<b>131.79</b>	<b>(3,868.21)</b>	<b>3.29%</b>
<b>Category: 47 - CHARGES FOR SERVICES REVENUE</b>							
<a href="#">502-400-46980</a>	Late Fees	0.00	0.00	2,859.93	9,328.39	9,328.39	0.00 %
<a href="#">502-400-46990</a>	UB Service Charges (i.e., NSF)	0.00	0.00	5.00	5.00	5.00	0.00 %
<a href="#">502-400-52010</a>	Natural Gas Sales	3,300,000.00	3,300,000.00	0.00	251,906.19	(3,048,093.81)	7.63 %
<a href="#">502-400-52020</a>	Installation Charges	10,000.00	10,000.00	0.00	0.00	(10,000.00)	0.00 %
<a href="#">502-400-52030</a>	Account Service Charges	300.00	300.00	0.00	0.00	(300.00)	0.00 %
<b>Category: 47 - CHARGES FOR SERVICES REVENUE Total:</b>		<b>3,310,300.00</b>	<b>3,310,300.00</b>	<b>2,864.93</b>	<b>261,239.58</b>	<b>(3,049,060.42)</b>	<b>7.89%</b>
<b>Revenue Total:</b>		<b>3,314,300.00</b>	<b>3,314,300.00</b>	<b>2,864.93</b>	<b>261,371.37</b>	<b>(3,052,928.63)</b>	<b>7.89%</b>
<b>Expense</b>							
<b>Category: 60 - PERSONNEL SERVICES EXPENSE</b>							
<a href="#">502-406-60010</a>	Salaries Regular	181,842.00	181,842.00	8,236.63	35,511.43	146,330.57	19.53 %
<a href="#">502-406-60020</a>	Salaries Part Time	0.00	0.00	489.60	752.40	(752.40)	0.00 %
<a href="#">502-406-60030</a>	Salaries Overtime	250.00	250.00	0.00	23.33	226.67	9.33 %
<a href="#">502-406-60050</a>	Salaries Cash Outs	3,498.00	3,498.00	0.00	0.00	3,498.00	0.00 %
<a href="#">502-406-62000</a>	Retirement CalPERS	16,938.00	16,938.00	834.50	3,086.68	13,851.32	18.22 %
<a href="#">502-406-62020</a>	Medical/Life Insurance	35,406.00	35,406.00	2,260.55	7,718.76	27,687.24	21.80 %
<a href="#">502-406-62030</a>	Social Security FICA	11,274.00	11,274.00	588.03	2,254.94	9,019.06	20.00 %
<a href="#">502-406-62040</a>	Medicare Insurance	2,638.00	2,638.00	142.11	532.05	2,105.95	20.17 %
<a href="#">502-406-62050</a>	Disability Income Insurance	2,000.00	2,000.00	30.31	94.07	1,905.93	4.70 %
<a href="#">502-406-62060</a>	Deferred Comp. - 457 Retirement	6,635.00	6,635.00	185.90	585.39	6,049.61	8.82 %
<a href="#">502-406-62070</a>	Workers' Comp. Insurance	15,632.00	15,632.00	0.00	9,153.59	6,478.41	58.56 %
<a href="#">502-406-62210</a>	Unemployment Claims	1,818.00	1,818.00	0.00	0.00	1,818.00	0.00 %
<a href="#">502-510-60010</a>	Salaries Regular	405,855.00	405,855.00	27,599.80	76,495.86	329,359.14	18.85 %
<a href="#">502-510-60030</a>	Salaries Overtime	22,000.00	22,000.00	2,535.74	7,410.21	14,589.79	33.68 %
<a href="#">502-510-60050</a>	Salaries Cash Outs	7,805.00	7,805.00	0.00	0.00	7,805.00	0.00 %
<a href="#">502-510-62000</a>	Retirement CalPERS	38,934.00	38,934.00	2,098.76	6,925.81	32,008.19	17.79 %
<a href="#">502-510-62020</a>	Medical/Life Insurance	132,788.00	132,788.00	5,549.95	17,146.35	115,641.65	12.91 %
<a href="#">502-510-62030</a>	Social Security FICA	25,164.00	25,164.00	1,550.87	4,818.82	20,345.18	19.15 %
<a href="#">502-510-62040</a>	Medicare Insurance	6,426.00	6,426.00	429.28	1,193.63	5,232.37	18.58 %
<a href="#">502-510-62050</a>	Disability Income Insurance	4,465.00	4,465.00	38.16	142.30	4,322.70	3.19 %
<a href="#">502-510-62060</a>	Deferred Comp. - 457 Retirement	13,977.00	13,977.00	441.19	1,352.39	12,624.61	9.68 %
<a href="#">502-510-62070</a>	Workers' Comp. Insurance	40,124.00	40,124.00	0.00	21,487.43	18,636.57	53.55 %
<a href="#">502-510-62080</a>	Uniform Allowance	1,042.00	1,042.00	0.00	221.72	820.28	21.28 %
<a href="#">502-510-62210</a>	Unemployment Claims	4,060.00	4,060.00	0.00	0.00	4,060.00	0.00 %
<b>Category: 60 - PERSONNEL SERVICES EXPENSE Total:</b>		<b>980,571.00</b>	<b>980,571.00</b>	<b>53,011.38</b>	<b>196,907.16</b>	<b>783,663.84</b>	<b>20.08%</b>
<b>Category: 70 - MAINT. &amp; OPERATIONS EXPENSE</b>							
<a href="#">502-406-70010</a>	Office Supplies	2,638.00	2,638.00	361.31	375.79	2,262.21	14.25 %
<a href="#">502-406-70030</a>	Postage & Freight Out	13,000.00	13,000.00	420.00	1,000.24	11,999.76	7.69 %
<a href="#">502-406-70040</a>	Printing & Binding	10,000.00	10,000.00	298.02	298.02	9,701.98	2.98 %
<a href="#">502-406-70160</a>	Gasoline & Diesel	1,600.00	1,600.00	58.12	204.47	1,395.53	12.78 %
<a href="#">502-406-72030</a>	Telephone	3,500.00	3,500.00	87.50	263.79	3,236.21	7.54 %
<a href="#">502-406-84010</a>	Office Equip. Repairs & Maint.	2,500.00	2,500.00	124.19	338.37	2,161.63	13.53 %



**Budget Report**

**For Fiscal: 2024-2025 Period Ending: 09/30/2024**

		<b>Original</b>	<b>Current</b>	<b>Period</b>	<b>Fiscal</b>	<b>Variance</b>	<b>Percent</b>
		<b>Total Budget</b>	<b>Total Budget</b>	<b>Activity</b>	<b>Activity</b>	<b>Favorable (Unfavorable)</b>	<b>Used</b>
<a href="#">502-406-84012</a>	Computer Equipment	2,167.00	2,167.00	1,347.75	1,347.75	819.25	62.19 %
<a href="#">502-406-86010</a>	Training, Travel, & Conference	5,303.00	5,303.00	49.75	49.75	5,253.25	0.94 %
<a href="#">502-406-86030</a>	Subs., Dues, & Publications	900.00	900.00	0.00	723.05	176.95	80.34 %
<a href="#">502-406-88010</a>	City Attorney Fees	1,000.00	1,000.00	0.00	0.00	1,000.00	0.00 %
<a href="#">502-406-88030</a>	Accounting/Auditing	32,969.00	32,969.00	1,163.75	1,163.75	31,805.25	3.53 %
<a href="#">502-406-88040</a>	Computer Programming/Consult.	53,297.00	53,297.00	6,188.86	9,728.69	43,568.31	18.25 %
<a href="#">502-406-88060</a>	Medical - General	100.00	100.00	0.00	0.00	100.00	0.00 %
<a href="#">502-406-88100</a>	Professional Services	4,000.00	4,000.00	0.00	65.63	3,934.37	1.64 %
<a href="#">502-406-88101</a>	Administrative Fees	0.00	0.00	0.22	0.44	(0.44)	0.00 %
<a href="#">502-406-89010</a>	Personnel Advertising	30.00	30.00	0.00	0.00	30.00	0.00 %
<a href="#">502-406-89020</a>	Interview Expenses	5.00	5.00	0.00	0.00	5.00	0.00 %
<a href="#">502-406-89040</a>	Physical w/Drug & Alcohol Test	120.00	120.00	0.00	0.00	120.00	0.00 %
<a href="#">502-406-89070</a>	Fingerprinting	25.00	25.00	4.80	4.80	20.20	19.20 %
<a href="#">502-406-90010</a>	Liability & Property Insurance	10,000.00	10,000.00	19.49	9,957.59	42.41	99.58 %
<a href="#">502-406-92090</a>	Taxes, Licenses, & Fees	83,300.00	83,300.00	9,754.73	37,368.80	45,931.20	44.86 %
<a href="#">502-406-94020</a>	Bad Debt Expense	20,000.00	20,000.00	0.00	0.00	20,000.00	0.00 %
<a href="#">502-406-94030</a>	Cash Short/Over	100.00	100.00	0.00	0.00	100.00	0.00 %
<a href="#">502-510-70010</a>	Office Supplies	300.00	300.00	26.76	400.58	(100.58)	133.53 %
<a href="#">502-510-70030</a>	Postage & Freight Out	150.00	150.00	0.00	0.00	150.00	0.00 %
<a href="#">502-510-70040</a>	Printing & Binding	50.00	50.00	0.00	0.00	50.00	0.00 %
<a href="#">502-510-70060</a>	Small Tools & Equipment	5,000.00	5,000.00	0.00	0.00	5,000.00	0.00 %
<a href="#">502-510-70100</a>	Uniforms	3,196.00	3,196.00	199.95	591.63	2,604.37	18.51 %
<a href="#">502-510-70101</a>	Uniforms-Safety Equipment	3,000.00	3,000.00	46.53	46.53	2,953.47	1.55 %
<a href="#">502-510-70130</a>	Street Materials	2,000.00	2,000.00	378.31	378.31	1,621.69	18.92 %
<a href="#">502-510-70140</a>	Utility Parts & Supplies	7,500.00	7,500.00	633.73	782.28	6,717.72	10.43 %
<a href="#">502-510-70160</a>	Gasoline & Diesel	15,000.00	15,000.00	1,046.80	2,219.34	12,780.66	14.80 %
<a href="#">502-510-70440</a>	Miscellaneous Supplies	1,200.00	1,200.00	156.40	889.03	310.97	74.09 %
<a href="#">502-510-72020</a>	Electric	14,000.00	14,000.00	1,084.49	2,251.50	11,748.50	16.08 %
<a href="#">502-510-72030</a>	Telephone	7,000.00	7,000.00	242.21	641.85	6,358.15	9.17 %
<a href="#">502-510-80020</a>	PG&E Wholesale Transportation	912,000.00	912,000.00	68,364.56	68,364.56	843,635.44	7.50 %
<a href="#">502-510-80030</a>	Gas Purchases for Resale	1,400,000.00	1,400,000.00	0.00	0.00	1,400,000.00	0.00 %
<a href="#">502-510-80100</a>	Gas Assistance Program	5,000.00	5,000.00	0.00	0.00	5,000.00	0.00 %
<a href="#">502-510-84010</a>	Office Equip. Repairs & Maint.	1,000.00	1,000.00	36.64	96.16	903.84	9.62 %
<a href="#">502-510-84020</a>	Major Equip. Repairs & Maint.	0.00	0.00	0.00	141.67	(141.67)	0.00 %
<a href="#">502-510-84030</a>	Buildings Repairs & Maint.	15,000.00	15,000.00	141.67	290.42	14,709.58	1.94 %
<a href="#">502-510-84060</a>	Vehicle Parts, Repairs & Maint.	10,000.00	10,000.00	515.47	1,596.21	8,403.79	15.96 %
<a href="#">502-510-86010</a>	Training, Travel, & Conference	5,300.00	5,300.00	0.00	0.00	5,300.00	0.00 %
<a href="#">502-510-86030</a>	Subs., Dues, & Publications	7,400.00	7,400.00	2.60	6,363.52	1,036.48	85.99 %
<a href="#">502-510-88010</a>	City Attorney Fees	2,000.00	2,000.00	0.00	0.00	2,000.00	0.00 %
<a href="#">502-510-88040</a>	Computer Programming/Consult.	10,084.00	14,292.00	729.84	1,294.13	12,997.87	9.05 %

**Budget Adjustments**

<b>Number</b>	<b>Date</b>	<b>Description</b>	<b>Adjustment</b>					
BA0000099	10/03/2024	To adjust NEOGOV Cost allocation	4,208.00					
<a href="#">502-510-88060</a>		Medical - General	500.00	500.00	31.98	31.98	468.02	6.40 %
<a href="#">502-510-88100</a>		Professional Services	77,500.00	77,500.00	8,614.09	21,309.29	56,240.71	27.48 %
<a href="#">502-510-88101</a>		Administrative Fees	100.00	100.00	5.29	10.58	89.42	10.58 %
<a href="#">502-510-88121</a>		Geographic Information Systems	15,000.00	15,000.00	0.00	0.00	15,000.00	0.00 %
<a href="#">502-510-88130</a>		Grant Writing/Application	15,000.00	15,000.00	15,054.99	15,054.99	(54.99)	100.37 %
<a href="#">502-510-89040</a>		Physical w/Drug & Alcohol Test	500.00	500.00	0.00	0.00	500.00	0.00 %
<a href="#">502-510-89070</a>		Fingerprinting	60.00	60.00	0.00	0.00	60.00	0.00 %
<a href="#">502-510-90010</a>		Liability & Property Insurance	26,890.00	26,890.00	350.10	25,538.70	1,351.30	94.97 %
<a href="#">502-510-92090</a>		Taxes, Licenses, & Fees	4,000.00	4,000.00	0.00	0.00	4,000.00	0.00 %

**Category: 70 - MAINT. & OPERATIONS EXPENSE Total: 2,812,334.00 2,816,542.00 117,540.90 211,184.19 2,605,357.81 7.50%**

**Category: 98 - CAPITAL EXPENDITURES**

<a href="#">502-406-98030</a>	Office Furniture & Equipment	0.00	0.00	0.00	411.52	(411.52)	0.00 %
<a href="#">502-510-98030</a>	Office Furniture & Equipment	10,000.00	10,000.00	0.00	0.00	10,000.00	0.00 %
<a href="#">502-510-98040</a>	Major Machinery & Equipment	100,000.00	100,000.00	1,768.94	11,441.28	88,558.72	11.44 %

**Budget Report**

**For Fiscal: 2024-2025 Period Ending: 09/30/2024**

		<b>Original</b>	<b>Current</b>	<b>Period</b>	<b>Fiscal</b>	<b>Variance</b>	<b>Percent</b>
		<b>Total Budget</b>	<b>Total Budget</b>	<b>Activity</b>	<b>Activity</b>	<b>(Unfavorable)</b>	<b>Used</b>
<a href="#">502-510-98061</a>	Anode Bed Rectifier Replacement	200,000.00	200,000.00	0.00	0.00	200,000.00	0.00 %
<a href="#">502-510-98071</a>	Gas Meter Purchases	50,000.00	50,000.00	0.00	0.00	50,000.00	0.00 %
<b>Category: 98 - CAPITAL EXPENDITURES Total:</b>		<b>360,000.00</b>	<b>360,000.00</b>	<b>1,768.94</b>	<b>11,852.80</b>	<b>348,147.20</b>	<b>3.29%</b>
<b>Expense Total:</b>		<b>4,152,905.00</b>	<b>4,157,113.00</b>	<b>172,321.22</b>	<b>419,944.15</b>	<b>3,737,168.85</b>	<b>10.10%</b>
<b>Fund: 502 - GAS ENTERPRISE FUND Surplus (Deficit):</b>		<b>(838,605.00)</b>	<b>(842,813.00)</b>	<b>(169,456.29)</b>	<b>(158,572.78)</b>	<b>684,240.22</b>	<b>18.81%</b>
<b>Fund: 503 - SEWER ENTERPRISE FUND</b>							
<b>Revenue</b>							
<b>Category: 44 - USE OF PROPERTY &amp; MONEY</b>							
<a href="#">503-400-44010</a>	Interest Earned	5,000.00	5,000.00	0.00	1,623.28	(3,376.72)	32.47 %
<a href="#">503-400-44020</a>	Land Rentals	25,000.00	25,000.00	0.00	0.00	(25,000.00)	0.00 %
<b>Category: 44 - USE OF PROPERTY &amp; MONEY Total:</b>		<b>30,000.00</b>	<b>30,000.00</b>	<b>0.00</b>	<b>1,623.28</b>	<b>(28,376.72)</b>	<b>5.41%</b>
<b>Category: 46 - GRANTS REVENUE</b>							
<a href="#">503-400-46277</a>	Clean Water State Revolving Fund (...)	0.00	0.00	3,390.00	3,390.00	3,390.00	0.00 %
<b>Category: 46 - GRANTS REVENUE Total:</b>		<b>0.00</b>	<b>0.00</b>	<b>3,390.00</b>	<b>3,390.00</b>	<b>3,390.00</b>	<b>0.00%</b>
<b>Category: 47 - CHARGES FOR SERVICES REVENUE</b>							
<a href="#">503-400-46980</a>	Late Fees	0.00	0.00	1,974.90	5,518.95	5,518.95	0.00 %
<a href="#">503-400-46990</a>	UB Service Charges (i.e., NSF)	0.00	0.00	5.00	5.00	5.00	0.00 %
<a href="#">503-400-53010</a>	Sewer Service	1,700,000.00	1,700,000.00	0.00	301,489.01	(1,398,510.99)	17.73 %
<a href="#">503-400-53020</a>	Sewer Connection Fees	2,000.00	2,000.00	0.00	0.00	(2,000.00)	0.00 %
<b>Category: 47 - CHARGES FOR SERVICES REVENUE Total:</b>		<b>1,702,000.00</b>	<b>1,702,000.00</b>	<b>1,979.90</b>	<b>307,012.96</b>	<b>(1,394,987.04)</b>	<b>18.04%</b>
<b>Revenue Total:</b>		<b>1,732,000.00</b>	<b>1,732,000.00</b>	<b>5,369.90</b>	<b>312,026.24</b>	<b>(1,419,973.76)</b>	<b>18.02%</b>
<b>Expense</b>							
<b>Category: 60 - PERSONNEL SERVICES EXPENSE</b>							
<a href="#">503-406-60010</a>	Salaries Regular	132,689.00	132,689.00	6,085.25	26,269.99	106,419.01	19.80 %
<a href="#">503-406-60020</a>	Salaries Part Time	0.00	0.00	456.96	702.24	(702.24)	0.00 %
<a href="#">503-406-60030</a>	Salaries Overtime	150.00	150.00	0.00	17.04	132.96	11.36 %
<a href="#">503-406-60050</a>	Salaries Cash Outs	2,552.00	2,552.00	0.00	0.00	2,552.00	0.00 %
<a href="#">503-406-62000</a>	Retirement CalPERS	12,299.00	12,299.00	612.15	2,283.84	10,015.16	18.57 %
<a href="#">503-406-62020</a>	Medical/Life Insurance	25,220.00	25,220.00	1,676.62	5,721.81	19,498.19	22.69 %
<a href="#">503-406-62030</a>	Social Security FICA	8,227.00	8,227.00	435.44	1,672.35	6,554.65	20.33 %
<a href="#">503-406-62040</a>	Medicare Insurance	1,925.00	1,925.00	104.84	394.25	1,530.75	20.48 %
<a href="#">503-406-62050</a>	Disability Income Insurance	1,461.00	1,461.00	23.02	71.13	1,389.87	4.87 %
<a href="#">503-406-62060</a>	Deferred Comp. - 457 Retirement	4,872.00	4,872.00	139.90	439.91	4,432.09	9.03 %
<a href="#">503-406-62070</a>	Workers' Comp. Insurance	11,202.00	11,202.00	0.00	6,677.70	4,524.30	59.61 %
<a href="#">503-406-62210</a>	Unemployment Claims	1,328.00	1,328.00	0.00	0.00	1,328.00	0.00 %
<a href="#">503-520-60010</a>	Salaries Regular	205,161.00	205,161.00	18,747.68	48,474.30	156,686.70	23.63 %
<a href="#">503-520-60030</a>	Salaries Overtime	10,000.00	10,000.00	596.17	1,648.37	8,351.63	16.48 %
<a href="#">503-520-60050</a>	Salaries Cash Outs	3,945.00	3,945.00	0.00	0.00	3,945.00	0.00 %
<a href="#">503-520-62000</a>	Retirement CalPERS	20,219.00	20,219.00	1,256.45	4,210.00	16,009.00	20.82 %
<a href="#">503-520-62020</a>	Medical/Life Insurance	34,781.00	34,781.00	2,160.09	7,283.97	27,497.03	20.94 %
<a href="#">503-520-62030</a>	Social Security FICA	12,720.00	12,720.00	915.37	2,813.94	9,906.06	22.12 %
<a href="#">503-520-62040</a>	Medicare Insurance	3,440.00	3,440.00	280.66	724.69	2,715.31	21.07 %
<a href="#">503-520-62050</a>	Disability Income Insurance	2,258.00	2,258.00	38.16	128.03	2,129.97	5.67 %
<a href="#">503-520-62060</a>	Deferred Comp. - 457 Retirement	7,708.00	7,708.00	352.45	981.80	6,726.20	12.74 %
<a href="#">503-520-62070</a>	Workers' Comp. Insurance	20,195.00	20,195.00	0.00	10,806.65	9,388.35	53.51 %
<a href="#">503-520-62081</a>	Safety Boot Allowance	508.00	508.00	0.00	60.00	448.00	11.81 %
<a href="#">503-520-62210</a>	Unemployment Claims	2,053.00	2,053.00	0.00	0.00	2,053.00	0.00 %
<a href="#">503-521-60010</a>	Salaries Regular	156,701.00	156,701.00	15,483.07	39,364.21	117,336.79	25.12 %
<a href="#">503-521-60030</a>	Salaries Overtime	5,169.00	5,169.00	780.99	2,786.88	2,382.12	53.92 %
<a href="#">503-521-60050</a>	Salaries Cash Outs	3,013.00	3,013.00	0.00	0.00	3,013.00	0.00 %
<a href="#">503-521-62000</a>	Retirement CalPERS	15,460.00	15,460.00	947.32	3,378.04	12,081.96	21.85 %
<a href="#">503-521-62020</a>	Medical/Life Insurance	33,852.00	33,852.00	2,407.32	7,856.70	25,995.30	23.21 %
<a href="#">503-521-62030</a>	Social Security FICA	9,716.00	9,716.00	712.97	2,291.45	7,424.55	23.58 %
<a href="#">503-521-62040</a>	Medicare Insurance	2,739.00	2,739.00	233.50	602.47	2,136.53	22.00 %
<a href="#">503-521-62050</a>	Disability Income Insurance	1,724.00	1,724.00	38.16	128.03	1,595.97	7.43 %
<a href="#">503-521-62060</a>	Deferred Comp. - 457 Retirement	6,255.00	6,255.00	302.12	855.07	5,399.93	13.67 %

**Budget Report**

**For Fiscal: 2024-2025 Period Ending: 09/30/2024**

		<b>Original</b>	<b>Current</b>	<b>Period</b>	<b>Fiscal</b>	<b>Variance</b>	<b>Percent</b>
		<b>Total Budget</b>	<b>Total Budget</b>	<b>Activity</b>	<b>Activity</b>	<b>Favorable</b>	<b>Used</b>
						<b>(Unfavorable)</b>	
<a href="#">503-521-62070</a>	Workers' Comp. Insurance	13,940.00	13,940.00	0.00	8,132.29	5,807.71	58.34 %
<a href="#">503-521-62080</a>	Uniform Allowance	316.00	316.00	0.00	55.42	260.58	17.54 %
<a href="#">503-521-62210</a>	Unemployment Claims	1,567.00	1,567.00	0.00	0.00	1,567.00	0.00 %
<b>Category: 60 - PERSONNEL SERVICES EXPENSE Total:</b>		<b>775,365.00</b>	<b>775,365.00</b>	<b>54,786.66</b>	<b>186,832.57</b>	<b>588,532.43</b>	<b>24.10%</b>

**Category: 70 - MAINT. & OPERATIONS EXPENSE**

<a href="#">503-406-70010</a>	Office Supplies	1,877.00	1,877.00	212.22	220.50	1,656.50	11.75 %
<a href="#">503-406-70030</a>	Postage & Freight Out	8,000.00	8,000.00	276.00	657.30	7,342.70	8.22 %
<a href="#">503-406-70040</a>	Printing & Binding	7,000.00	7,000.00	195.84	195.84	6,804.16	2.80 %
<a href="#">503-406-70160</a>	Gasoline & Diesel	1,000.00	1,000.00	38.19	134.36	865.64	13.44 %
<a href="#">503-406-72030</a>	Telephone	1,500.00	1,500.00	50.96	156.00	1,344.00	10.40 %
<a href="#">503-406-84010</a>	Office Equip. Repairs & Maint.	1,500.00	1,500.00	69.52	189.66	1,310.34	12.64 %
<a href="#">503-406-84012</a>	Computer Equipment	1,398.00	1,398.00	954.65	954.65	443.35	68.29 %
<a href="#">503-406-86010</a>	Training, Travel, & Conference	3,274.00	3,274.00	37.81	37.81	3,236.19	1.15 %
<a href="#">503-406-86030</a>	Subs., Dues, & Publications	700.00	700.00	0.00	477.32	222.68	68.19 %
<a href="#">503-406-88010</a>	City Attorney Fees	1,000.00	1,000.00	0.00	0.00	1,000.00	0.00 %
<a href="#">503-406-88030</a>	Accounting/Auditing	25,056.00	25,056.00	884.45	884.45	24,171.55	3.53 %
<a href="#">503-406-88040</a>	Computer Programming/Consult.	50,304.00	50,304.00	6,369.71	9,724.54	40,579.46	19.33 %
<a href="#">503-406-88060</a>	Medical - General	80.00	80.00	0.00	0.00	80.00	0.00 %
<a href="#">503-406-88100</a>	Professional Services	3,000.00	3,000.00	0.00	49.88	2,950.12	1.66 %
<a href="#">503-406-88101</a>	Administrative Fees	0.00	0.00	0.16	0.32	(0.32)	0.00 %
<a href="#">503-406-89010</a>	Personnel Advertising	20.00	20.00	0.00	0.00	20.00	0.00 %
<a href="#">503-406-89020</a>	Interview Expenses	5.00	5.00	0.00	0.00	5.00	0.00 %
<a href="#">503-406-89040</a>	Physical w/Drug & Alcohol Test	80.00	80.00	0.00	0.00	80.00	0.00 %
<a href="#">503-406-89070</a>	Fingerprinting	15.00	15.00	4.48	4.48	10.52	29.87 %
<a href="#">503-406-90010</a>	Liability & Property Insurance	7,500.00	7,500.00	12.99	7,263.00	237.00	96.84 %
<a href="#">503-406-92090</a>	Taxes, Licenses, & Fees	52,700.00	52,700.00	6,410.26	24,556.65	28,143.35	46.60 %
<a href="#">503-406-94020</a>	Bad Debt Expense	12,000.00	12,000.00	0.00	0.00	12,000.00	0.00 %
<a href="#">503-406-94030</a>	Cash Short/Over	20.00	20.00	0.00	0.00	20.00	0.00 %
<a href="#">503-520-70010</a>	Office Supplies	1,000.00	1,000.00	22.79	396.61	603.39	39.66 %
<a href="#">503-520-70030</a>	Postage & Freight Out	250.00	250.00	0.00	0.00	250.00	0.00 %
<a href="#">503-520-70040</a>	Printing & Binding	250.00	250.00	0.00	0.00	250.00	0.00 %
<a href="#">503-520-70060</a>	Small Tools & Equipment	1,000.00	1,000.00	0.00	0.00	1,000.00	0.00 %
<a href="#">503-520-70100</a>	Uniforms	2,700.00	2,700.00	112.23	335.80	2,364.20	12.44 %
<a href="#">503-520-70140</a>	Utility Parts & Supplies	10,000.00	10,000.00	561.00	1,294.80	8,705.20	12.95 %
<a href="#">503-520-70150</a>	Vehicle Parts & Supplies	1,500.00	1,500.00	0.00	0.00	1,500.00	0.00 %
<a href="#">503-520-70160</a>	Gasoline & Diesel	4,000.00	4,000.00	476.06	1,255.73	2,744.27	31.39 %
<a href="#">503-520-72010</a>	Water, Gas, Sanitation & Sewer	30,000.00	30,000.00	1,187.96	1,187.96	28,812.04	3.96 %
<a href="#">503-520-72020</a>	Electric	210,000.00	210,000.00	16,188.21	34,078.74	175,921.26	16.23 %
<a href="#">503-520-72030</a>	Telephone	2,500.00	2,500.00	44.28	114.29	2,385.71	4.57 %
<a href="#">503-520-82030</a>	Equipment Rental	2,000.00	2,000.00	18.00	36.00	1,964.00	1.80 %
<a href="#">503-520-84010</a>	Office Equip. Repairs & Maint.	1,000.00	1,000.00	48.00	130.76	869.24	13.08 %
<a href="#">503-520-84020</a>	Major Equip. Repairs & Maint.	50,000.00	50,000.00	5,161.89	7,671.79	42,328.21	15.34 %
<a href="#">503-520-84030</a>	Buildings Repairs & Maint.	1,000.00	1,000.00	90.00	430.97	569.03	43.10 %
<a href="#">503-520-84051</a>	Grounds Chemicals & Maint.	5,000.00	5,000.00	0.00	0.00	5,000.00	0.00 %
<a href="#">503-520-84060</a>	Vehicle Parts, Repairs & Maint.	3,000.00	3,000.00	1,011.80	1,093.38	1,906.62	36.45 %
<a href="#">503-520-84073</a>	Safety Equipment	1,000.00	1,000.00	171.55	218.32	781.68	21.83 %
<a href="#">503-520-86010</a>	Training, Travel, & Conference	8,000.00	8,000.00	0.00	369.50	7,630.50	4.62 %
<a href="#">503-520-86030</a>	Subs., Dues, & Publications	2,900.00	2,900.00	0.00	1,125.10	1,774.90	38.80 %
<a href="#">503-520-86033</a>	Certifications, Renewals & Tests	1,000.00	1,000.00	0.00	0.00	1,000.00	0.00 %
<a href="#">503-520-88010</a>	City Attorney Fees	1,000.00	1,000.00	0.00	595.00	405.00	59.50 %
<a href="#">503-520-88040</a>	Computer Programming/Consult.	5,380.00	7,905.00	243.04	688.30	7,216.70	8.71 %

**Budget Adjustments**

<b>Number</b>	<b>Date</b>	<b>Description</b>	<b>Adjustment</b>				
BA0000105	10/03/2024	To adjust budget for NEOGOV Cost Allo	2,525.00				
<a href="#">503-520-88060</a>		Medical - General	700.00	700.00	0.00	0.00	700.00
<a href="#">503-520-88080</a>		Laboratory	10,000.00	10,000.00	260.00	871.25	9,128.75
<a href="#">503-520-88100</a>		Professional Services	20,240.00	20,240.00	600.00	1,800.00	18,440.00



**Budget Report**

**For Fiscal: 2024-2025 Period Ending: 09/30/2024**

		<b>Original</b>	<b>Current</b>	<b>Period</b>	<b>Fiscal</b>	<b>Variance</b>	<b>Percent</b>
		<b>Total Budget</b>	<b>Total Budget</b>	<b>Activity</b>	<b>Activity</b>	<b>Favorable (Unfavorable)</b>	<b>Used</b>
<a href="#">503-520-88101</a>	Administrative Fees	100.00	100.00	2.52	5.04	94.96	5.04 %
<a href="#">503-520-88113</a>	Sludge Removal Contract	30,000.00	30,000.00	0.00	0.00	30,000.00	0.00 %
<a href="#">503-520-88130</a>	Grant Writing/Application	10,000.00	10,000.00	0.00	0.00	10,000.00	0.00 %
<a href="#">503-520-89040</a>	Physical w/Drug & Alcohol Test	300.00	300.00	0.00	0.00	300.00	0.00 %
<a href="#">503-520-89070</a>	Fingerprinting	50.00	50.00	0.00	0.00	50.00	0.00 %
<a href="#">503-520-90010</a>	Liability & Property Insurance	27,254.00	27,254.00	737.05	13,223.38	14,030.62	48.52 %
<a href="#">503-520-92090</a>	Taxes, Licenses, & Fees	30,000.00	30,000.00	41.08	41.08	29,958.92	0.14 %
<a href="#">503-521-70010</a>	Office Supplies	200.00	200.00	0.99	374.81	(174.81)	187.41 %
<a href="#">503-521-70030</a>	Postage & Freight Out	50.00	50.00	0.00	0.00	50.00	0.00 %
<a href="#">503-521-70040</a>	Printing & Binding	50.00	50.00	0.00	0.00	50.00	0.00 %
<a href="#">503-521-70100</a>	Uniforms	3,196.00	3,196.00	199.91	591.56	2,604.44	18.51 %
<a href="#">503-521-70101</a>	Uniforms-Safety Equipment	3,500.00	3,500.00	46.53	46.53	3,453.47	1.33 %
<a href="#">503-521-70130</a>	Street Materials	3,000.00	3,000.00	378.31	378.31	2,621.69	12.61 %
<a href="#">503-521-70140</a>	Utility Parts & Supplies	4,500.00	4,500.00	0.00	70.72	4,429.28	1.57 %
<a href="#">503-521-70160</a>	Gasoline & Diesel	15,000.00	15,000.00	1,046.79	2,219.32	12,780.68	14.80 %
<a href="#">503-521-70440</a>	Miscellaneous Supplies	1,500.00	1,500.00	384.25	598.84	901.16	39.92 %
<a href="#">503-521-72010</a>	Water, Gas, Sanitation & Sewer	2,500.00	2,500.00	240.23	240.23	2,259.77	9.61 %
<a href="#">503-521-72020</a>	Electric	12,500.00	12,500.00	1,018.79	2,019.08	10,480.92	16.15 %
<a href="#">503-521-72030</a>	Telephone	5,000.00	5,000.00	106.18	267.47	4,732.53	5.35 %
<a href="#">503-521-84010</a>	Office Equip. Repairs & Maint.	1,000.00	1,000.00	7.80	16.58	983.42	1.66 %
<a href="#">503-521-84020</a>	Major Equip. Repairs & Maint.	40,000.00	40,000.00	0.00	0.00	40,000.00	0.00 %
<a href="#">503-521-84030</a>	Buildings Repairs & Maint.	15,000.00	15,000.00	246.66	572.08	14,427.92	3.81 %
<a href="#">503-521-84060</a>	Vehicle Parts, Repairs & Maint.	15,000.00	15,000.00	275.69	1,356.39	13,643.61	9.04 %
<a href="#">503-521-86010</a>	Training, Travel, & Conference	8,000.00	8,000.00	0.00	0.00	8,000.00	0.00 %
<a href="#">503-521-86030</a>	Subs., Dues, & Publications	4,100.00	4,100.00	2.60	1,642.90	2,457.10	40.07 %
<a href="#">503-521-88010</a>	City Attorney Fees	1,000.00	1,000.00	0.00	0.00	1,000.00	0.00 %
<a href="#">503-521-88040</a>	Computer Programming/Consult.	9,175.00	10,858.00	243.04	683.52	10,174.48	6.30 %

**Budget Adjustments**

<b>Number</b>	<b>Date</b>	<b>Description</b>	<b>Adjustment</b>
BA0000105	10/03/2024	To adjust budget for NEOGOV Cost Allo	1,683.00

<a href="#">503-521-88060</a>	Medical - General	100.00	100.00	8.00	8.00	92.00	8.00 %
<a href="#">503-521-88100</a>	Professional Services	12,550.00	12,550.00	600.00	1,800.00	10,750.00	14.34 %
<a href="#">503-521-88101</a>	Administrative Fees	100.00	100.00	2.29	4.58	95.42	4.58 %
<a href="#">503-521-88121</a>	Geographic Information Systems	15,000.00	15,000.00	0.00	0.00	15,000.00	0.00 %
<a href="#">503-521-88130</a>	Grant Writing/Application	10,000.00	10,000.00	2,874.99	2,874.99	7,125.01	28.75 %
<a href="#">503-521-89040</a>	Physical w/Drug & Alcohol Test	150.00	150.00	0.00	0.00	150.00	0.00 %
<a href="#">503-521-89070</a>	Fingerprinting	15.00	15.00	0.00	0.00	15.00	0.00 %
<a href="#">503-521-90010</a>	Liability & Property Insurance	24,365.00	24,365.00	737.04	23,881.98	483.02	98.02 %
<a href="#">503-521-92090</a>	Taxes, Licenses, & Fees	1,200.00	1,200.00	0.00	0.00	1,200.00	0.00 %

**Category: 70 - MAINT. & OPERATIONS EXPENSE Total: 858,904.00 863,112.00 50,914.79 152,118.45 710,993.55 17.62%**

**Category: 80 - DEBT SERVICE EXPENSE**

<a href="#">503-520-96064</a>	2021A Wtr/WW Revenue Bonds Pri...	70,000.00	70,000.00	0.00	0.00	70,000.00	0.00 %
<a href="#">503-520-96065</a>	2021A Wtr/WW Revenue Bonds Int...	33,156.00	33,156.00	0.00	0.00	33,156.00	0.00 %

**Category: 80 - DEBT SERVICE EXPENSE Total: 103,156.00 103,156.00 0.00 0.00 103,156.00 0.00%**

**Category: 98 - CAPITAL EXPENDITURES**

<a href="#">503-406-98030</a>	Office Furniture & Equipment	0.00	0.00	0.00	270.42	(270.42)	0.00 %
<a href="#">503-520-98991</a>	WWTP Automation & Security Upgr...	100,000.00	100,000.00	0.00	0.00	100,000.00	0.00 %
<a href="#">503-521-98040</a>	Major Machinery & Equipment	100,000.00	100,000.00	1,768.94	12,489.82	87,510.18	12.49 %
<a href="#">503-521-98907</a>	Pleasant St Sewer Main Reconstruct...	0.00	0.00	2,854.20	12,510.07	(12,510.07)	0.00 %
<a href="#">503-521-98908</a>	Grant St Alley Sewer Line Replacem...	0.00	0.00	3,478.75	6,070.00	(6,070.00)	0.00 %

**Category: 98 - CAPITAL EXPENDITURES Total: 200,000.00 200,000.00 8,101.89 31,340.31 168,659.69 15.67%**

**Expense Total: 1,937,425.00 1,941,633.00 113,803.34 370,291.33 1,571,341.67 19.07%**

**Fund: 503 - SEWER ENTEPRISE FUND Surplus (Deficit): (205,425.00) (209,633.00) (108,433.44) (58,265.09) 151,367.91 27.79%**

Budget Report

For Fiscal: 2024-2025 Period Ending: 09/30/2024

	Original Total Budget	Current Total Budget	Period Activity	Fiscal Activity	Variance Favorable (Unfavorable)	Percent Used
<b>Fund: 504 - SANITATION ENTERPRISE FUND</b>						
<b>Revenue</b>						
<b>Category: 44 - USE OF PROPERTY &amp; MONEY</b>						
<a href="#">504-400-44010</a>	Interest Earned	5.00	5.00	0.00	159.72	154.72 3,194.40 %
<b>Category: 44 - USE OF PROPERTY &amp; MONEY Total:</b>		<b>5.00</b>	<b>5.00</b>	<b>0.00</b>	<b>159.72</b>	<b>154.72 3,194.40%</b>
<b>Category: 47 - CHARGES FOR SERVICES REVENUE</b>						
<a href="#">504-400-46980</a>	Late Fees	20,000.00	20,000.00	3,429.20	9,678.26	(10,321.74) 48.39 %
<a href="#">504-400-46990</a>	UB Service Charges (i.e., NSF)	0.00	0.00	10.00	10.00	10.00 0.00 %
<a href="#">504-400-54010</a>	Refuse Collection Service	2,400,000.00	2,400,000.00	(2,292.58)	459,666.10	(1,940,333.90) 19.15 %
<a href="#">504-400-54020</a>	State Highway Maintenance Fees	14,915.00	14,915.00	0.00	0.00	(14,915.00) 0.00 %
<a href="#">504-400-54070</a>	Street Sweeping Charge	122,000.00	122,000.00	0.00	20,000.43	(101,999.57) 16.39 %
<b>Category: 47 - CHARGES FOR SERVICES REVENUE Total:</b>		<b>2,556,915.00</b>	<b>2,556,915.00</b>	<b>1,146.62</b>	<b>489,354.79</b>	<b>(2,067,560.21) 19.14%</b>
<b>Revenue Total:</b>		<b>2,556,920.00</b>	<b>2,556,920.00</b>	<b>1,146.62</b>	<b>489,514.51</b>	<b>(2,067,405.49) 19.14%</b>
<b>Expense</b>						
<b>Category: 60 - PERSONNEL SERVICES EXPENSE</b>						
<a href="#">504-406-60010</a>	Salaries Regular	10,152.00	10,152.00	547.98	1,994.05	8,157.95 19.64 %
<a href="#">504-406-60020</a>	Salaries Part Time	0.00	0.00	32.64	50.16	(50.16) 0.00 %
<a href="#">504-406-60030</a>	Salaries Overtime	100.00	100.00	0.00	1.85	98.15 1.85 %
<a href="#">504-406-60050</a>	Salaries Cash Outs	195.00	195.00	0.00	0.00	195.00 0.00 %
<a href="#">504-406-62000</a>	Retirement CalPERS	1,017.00	1,017.00	45.83	169.78	847.22 16.69 %
<a href="#">504-406-62020</a>	Medical/Life Insurance	1,617.00	1,617.00	139.75	455.01	1,161.99 28.14 %
<a href="#">504-406-62030</a>	Social Security FICA	629.00	629.00	33.13	121.31	507.69 19.29 %
<a href="#">504-406-62040</a>	Medicare Insurance	147.00	147.00	9.23	29.88	117.12 20.33 %
<a href="#">504-406-62050</a>	Disability Income Insurance	112.00	112.00	1.19	4.65	107.35 4.15 %
<a href="#">504-406-62060</a>	Deferred Comp. - 457 Retirement	368.00	368.00	9.15	30.62	337.38 8.32 %
<a href="#">504-406-62070</a>	Workers' Comp. Insurance	1,218.00	1,218.00	0.00	515.23	702.77 42.30 %
<a href="#">504-406-62210</a>	Unemployment Claims	102.00	102.00	0.00	0.00	102.00 0.00 %
<a href="#">504-535-60010</a>	Salaries Regular	49,972.00	49,972.00	3,359.10	10,083.36	39,888.64 20.18 %
<a href="#">504-535-60030</a>	Salaries Overtime	3,000.00	3,000.00	0.00	5.19	2,994.81 0.17 %
<a href="#">504-535-60050</a>	Salaries Cash Outs	961.00	961.00	0.00	0.00	961.00 0.00 %
<a href="#">504-535-62000</a>	Retirement CalPERS	3,973.00	3,973.00	267.18	799.00	3,174.00 20.11 %
<a href="#">504-535-62020</a>	Medical/Life Insurance	13,704.00	13,704.00	47.53	142.60	13,561.40 1.04 %
<a href="#">504-535-62030</a>	Social Security FICA	3,099.00	3,099.00	205.96	618.60	2,480.40 19.96 %
<a href="#">504-535-62040</a>	Medicare Insurance	725.00	725.00	48.15	144.67	580.33 19.95 %
<a href="#">504-535-62050</a>	Disability Income Insurance	550.00	550.00	0.00	0.00	550.00 0.00 %
<a href="#">504-535-62060</a>	Deferred Comp. - 457 Retirement	1,499.00	1,499.00	2.22	6.66	1,492.34 0.44 %
<a href="#">504-535-62070</a>	Workers' Comp. Insurance	5,997.00	5,997.00	0.00	2,660.06	3,336.94 44.36 %
<a href="#">504-535-62080</a>	Uniform Allowance	200.00	200.00	0.00	159.26	40.74 79.63 %
<a href="#">504-535-62210</a>	Unemployment Claims	3,996.00	3,996.00	0.00	0.00	3,996.00 0.00 %
<b>Category: 60 - PERSONNEL SERVICES EXPENSE Total:</b>		<b>103,333.00</b>	<b>103,333.00</b>	<b>4,749.04</b>	<b>17,991.94</b>	<b>85,341.06 17.41%</b>
<b>Category: 70 - MAINT. &amp; OPERATIONS EXPENSE</b>						
<a href="#">504-406-70010</a>	Office Supplies	150.00	150.00	20.91	21.73	128.27 14.49 %
<a href="#">504-406-70030</a>	Postage & Freight Out	1,000.00	1,000.00	24.00	57.16	942.84 5.72 %
<a href="#">504-406-70040</a>	Printing & Binding	1,000.00	1,000.00	17.03	17.03	982.97 1.70 %
<a href="#">504-406-70160</a>	Gasoline & Diesel	150.00	150.00	3.32	11.68	138.32 7.79 %
<a href="#">504-406-72030</a>	Telephone	500.00	500.00	5.08	15.01	484.99 3.00 %
<a href="#">504-406-84010</a>	Office Equip. Repairs & Maint.	300.00	300.00	7.59	20.60	279.40 6.87 %
<a href="#">504-406-84012</a>	Computer Equipment	539.00	539.00	56.15	56.15	482.85 10.42 %
<a href="#">504-406-86010</a>	Training, Travel, & Conference	175.00	175.00	1.99	1.99	173.01 1.14 %
<a href="#">504-406-86030</a>	Subs., Dues, & Publications	60.00	60.00	0.00	39.98	20.02 66.63 %
<a href="#">504-406-88010</a>	City Attorney Fees	100.00	100.00	0.00	0.00	100.00 0.00 %
<a href="#">504-406-88030</a>	Accounting/Auditing	1,900.00	1,900.00	46.55	46.55	1,853.45 2.45 %
<a href="#">504-406-88040</a>	Computer Programming/Consult.	7,672.00	8,233.00	311.90	939.78	7,293.22 11.41 %

**Budget Adjustments**

Number	Date	Description	Adjustment
BA0000101	10/31/2024	To Adjust for NEOGOV Cost allocation	561.00

**Budget Report**

**For Fiscal: 2024-2025 Period Ending: 09/30/2024**

	<b>Original Total Budget</b>	<b>Current Total Budget</b>	<b>Period Activity</b>	<b>Fiscal Activity</b>	<b>Variance Favorable (Unfavorable)</b>	<b>Percent Used</b>
<a href="#">504-406-88060</a> Medical - General	40.00	40.00	0.00	0.00	40.00	0.00 %
<a href="#">504-406-88100</a> Professional Services	1,000.00	1,000.00	0.00	2.62	997.38	0.26 %
<a href="#">504-406-88101</a> Administrative Fees	0.00	0.00	0.02	0.04	(0.04)	0.00 %
<a href="#">504-406-89010</a> Personnel Advertising	10.00	10.00	0.00	0.00	10.00	0.00 %
<a href="#">504-406-89020</a> Interview Expenses	5.00	5.00	0.00	0.00	5.00	0.00 %
<a href="#">504-406-89040</a> Physical w/Drug & Alcohol Test	40.00	40.00	0.00	0.00	40.00	0.00 %
<a href="#">504-406-89070</a> Fingerprinting	10.00	10.00	0.32	0.32	9.68	3.20 %
<a href="#">504-406-90010</a> Liability & Property Insurance	550.00	550.00	6.50	565.90	(15.90)	102.89 %
<a href="#">504-406-92090</a> Taxes, Licenses, & Fees	2,700.00	2,700.00	557.41	2,135.35	564.65	79.09 %
<a href="#">504-406-94020</a> Bad Debt Expense	20,000.00	20,000.00	0.00	0.00	20,000.00	0.00 %
<a href="#">504-406-94030</a> Cash Short/Over	10.00	10.00	0.00	0.00	10.00	0.00 %
<a href="#">504-530-88170</a> Mid Valley Sanitation Services	2,300,000.00	2,300,000.00	0.00	0.00	2,300,000.00	0.00 %
<a href="#">504-535-70010</a> Office Supplies	50.00	50.00	0.00	0.00	50.00	0.00 %
<a href="#">504-535-70100</a> Uniforms	1,111.00	1,111.00	78.60	235.67	875.33	21.21 %
<a href="#">504-535-70160</a> Gasoline & Diesel	20,000.00	20,000.00	1,405.42	3,049.16	16,950.84	15.25 %
<a href="#">504-535-72030</a> Telephone	50.00	50.00	0.00	0.00	50.00	0.00 %
<a href="#">504-535-84010</a> Office Equip. Repairs & Maint.	50.00	50.00	0.00	0.00	50.00	0.00 %
<a href="#">504-535-84060</a> Vehicle Parts, Repairs & Maint.	20,000.00	20,000.00	1,152.77	2,645.31	17,354.69	13.23 %
<a href="#">504-535-86030</a> Subs., Dues, & Publications	100.00	100.00	0.00	11.70	88.30	11.70 %
<a href="#">504-535-88040</a> Computer Programming/Consult.	1,594.00	1,594.00	729.84	729.84	864.16	45.79 %
<a href="#">504-535-88060</a> Medical - General	0.00	0.00	0.00	100.00	(100.00)	0.00 %
<a href="#">504-535-88100</a> Professional Services	1,000.00	1,000.00	39.50	79.00	921.00	7.90 %
<a href="#">504-535-88101</a> Administrative Fees	0.00	0.00	0.16	0.32	(0.32)	0.00 %
<a href="#">504-535-90010</a> Liability & Property Insurance	3,500.00	3,500.00	0.00	16,450.21	(12,950.21)	470.01 %
<b>Category: 70 - MAINT. &amp; OPERATIONS EXPENSE Total:</b>	<b>2,385,366.00</b>	<b>2,385,927.00</b>	<b>4,465.06</b>	<b>27,233.10</b>	<b>2,358,693.90</b>	<b>1.14%</b>
<b>Category: 98 - CAPITAL EXPENDITURES</b>						
<a href="#">504-406-98030</a> Office Furniture & Equipment	0.00	0.00	0.00	23.52	(23.52)	0.00 %
<b>Category: 98 - CAPITAL EXPENDITURES Total:</b>	<b>0.00</b>	<b>0.00</b>	<b>0.00</b>	<b>23.52</b>	<b>(23.52)</b>	<b>0.00%</b>
<b>Expense Total:</b>	<b>2,488,699.00</b>	<b>2,489,260.00</b>	<b>9,214.10</b>	<b>45,248.56</b>	<b>2,444,011.44</b>	<b>1.82%</b>
<b>Fund: 504 - SANITATION ENTERPRISE FUND Surplus (Deficit):</b>	<b>68,221.00</b>	<b>67,660.00</b>	<b>(8,067.48)</b>	<b>444,265.95</b>	<b>376,605.95</b>	<b>656.62%</b>
<b>Fund: 815 - LOW/MOD HOUSING ASSET FUND</b>						
<b>Revenue</b>						
<b>Category: 44 - USE OF PROPERTY &amp; MONEY</b>						
<a href="#">815-400-44010</a> Interest Earned	1,272.00	1,272.00	0.00	721.30	(550.70)	56.71 %
<b>Category: 44 - USE OF PROPERTY &amp; MONEY Total:</b>	<b>1,272.00</b>	<b>1,272.00</b>	<b>0.00</b>	<b>721.30</b>	<b>(550.70)</b>	<b>56.71%</b>
<b>Category: 48 - MISCELLANEOUS REVENUE</b>						
<a href="#">815-400-48061</a> Housing Asset Fund Program Income	4,800.00	4,800.00	0.00	1.00	(4,799.00)	0.02 %
<b>Category: 48 - MISCELLANEOUS REVENUE Total:</b>	<b>4,800.00</b>	<b>4,800.00</b>	<b>0.00</b>	<b>1.00</b>	<b>(4,799.00)</b>	<b>0.02%</b>
<b>Revenue Total:</b>	<b>6,072.00</b>	<b>6,072.00</b>	<b>0.00</b>	<b>722.30</b>	<b>(5,349.70)</b>	<b>11.90%</b>
<b>Expense</b>						
<b>Category: 70 - MAINT. &amp; OPERATIONS EXPENSE</b>						
<a href="#">815-609-88100</a> Professional Services	25,000.00	25,000.00	3,139.09	3,729.09	21,270.91	14.92 %
<b>Category: 70 - MAINT. &amp; OPERATIONS EXPENSE Total:</b>	<b>25,000.00</b>	<b>25,000.00</b>	<b>3,139.09</b>	<b>3,729.09</b>	<b>21,270.91</b>	<b>14.92%</b>
<b>Expense Total:</b>	<b>25,000.00</b>	<b>25,000.00</b>	<b>3,139.09</b>	<b>3,729.09</b>	<b>21,270.91</b>	<b>14.92%</b>
<b>Fund: 815 - LOW/MOD HOUSING ASSET FUND Surplus (Deficit):</b>	<b>(18,928.00)</b>	<b>(18,928.00)</b>	<b>(3,139.09)</b>	<b>(3,006.79)</b>	<b>15,921.21</b>	<b>15.89%</b>
<b>Fund: 820 - RORF-REDEV OBLIG RETIREMENT FUND (RDA)</b>						
<b>Revenue</b>						
<b>Category: 40 - TAX REVENUE</b>						
<a href="#">820-400-40100</a> RPTTF-Redev Property Tax Trust-RO...	658,893.00	658,893.00	0.00	0.00	(658,893.00)	0.00 %
<b>Category: 40 - TAX REVENUE Total:</b>	<b>658,893.00</b>	<b>658,893.00</b>	<b>0.00</b>	<b>0.00</b>	<b>(658,893.00)</b>	<b>0.00%</b>
<b>Category: 44 - USE OF PROPERTY &amp; MONEY</b>						
<a href="#">820-400-44010</a> Interest Earned	5,000.00	5,000.00	0.00	616.39	(4,383.61)	12.33 %

**Budget Report**

**For Fiscal: 2024-2025 Period Ending: 09/30/2024**

	Original Total Budget	Current Total Budget	Period Activity	Fiscal Activity	Variance Favorable (Unfavorable)	Percent Used
<a href="#">820-400-48140</a> Kit Sang Laan Principal	11,000.00	11,000.00	0.00	1,972.38	(9,027.62)	17.93 %
<b>Category: 44 - USE OF PROPERTY &amp; MONEY Total:</b>	<b>16,000.00</b>	<b>16,000.00</b>	<b>0.00</b>	<b>2,588.77</b>	<b>(13,411.23)</b>	<b>16.18%</b>
<b>Revenue Total:</b>	<b>674,893.00</b>	<b>674,893.00</b>	<b>0.00</b>	<b>2,588.77</b>	<b>(672,304.23)</b>	<b>0.38%</b>
<b>Expense</b>						
<b>Category: 60 - PERSONNEL SERVICES EXPENSE</b>						
<a href="#">820-610-60010</a> Salaries Regular	52,264.00	52,264.00	6,756.73	17,019.37	35,244.63	32.56 %
<a href="#">820-610-60030</a> Salaries Overtime	0.00	0.00	0.00	5.18	(5.18)	0.00 %
<a href="#">820-610-60050</a> Salaries Cash Outs	1,097.00	1,097.00	0.00	0.00	1,097.00	0.00 %
<a href="#">820-610-62000</a> Retirement CalPERS	5,668.00	5,668.00	441.00	1,540.04	4,127.96	27.17 %
<a href="#">820-610-62020</a> Medical/Life Insurance	14,107.00	14,107.00	861.08	2,885.27	11,221.73	20.45 %
<a href="#">820-610-62030</a> Social Security FICA	3,244.00	3,244.00	262.56	878.00	2,366.00	27.07 %
<a href="#">820-610-62040</a> Medicare Insurance	758.00	758.00	95.58	238.92	519.08	31.52 %
<a href="#">820-610-62050</a> Disability Income Insurance	570.00	570.00	21.31	57.87	512.13	10.15 %
<a href="#">820-610-62060</a> Deferred Comp. - 457 Retirement	2,139.00	2,139.00	193.18	483.42	1,655.58	22.60 %
<a href="#">820-610-62070</a> Workers' Comp. Insurance	6,272.00	6,272.00	0.00	2,631.85	3,640.15	41.96 %
<a href="#">820-610-62210</a> Unemployment Claims	523.00	523.00	0.00	0.00	523.00	0.00 %
<b>Category: 60 - PERSONNEL SERVICES EXPENSE Total:</b>	<b>86,642.00</b>	<b>86,642.00</b>	<b>8,631.44</b>	<b>25,739.92</b>	<b>60,902.08</b>	<b>29.71%</b>
<b>Category: 70 - MAINT. &amp; OPERATIONS EXPENSE</b>						
<a href="#">820-610-70010</a> Office Supplies	100.00	100.00	0.99	0.99	99.01	0.99 %
<a href="#">820-610-72030</a> Telephone	100.00	100.00	0.46	5.27	94.73	5.27 %
<a href="#">820-610-84010</a> Office Equip. Repairs & Maint.	40.00	40.00	1.84	4.69	35.31	11.73 %
<a href="#">820-610-84012</a> Computer Equipment	128.00	128.00	56.14	56.14	71.86	43.86 %
<a href="#">820-610-86010</a> Training, Travel, & Conference	678.00	678.00	9.95	9.95	668.05	1.47 %
<a href="#">820-610-86030</a> Subs., Dues, & Publications	130.00	130.00	0.00	11.70	118.30	9.00 %
<a href="#">820-610-88010</a> City Attorney Fees	2,000.00	2,000.00	0.00	0.00	2,000.00	0.00 %
<a href="#">820-610-88030</a> Accounting/Auditing	12,000.00	12,000.00	232.75	232.75	11,767.25	1.94 %
<a href="#">820-610-88040</a> Computer Programming/Consult.	3,494.00	3,494.00	902.78	1,146.24	2,347.76	32.81 %
<a href="#">820-610-88060</a> Medical - General	125.00	125.00	0.00	0.00	125.00	0.00 %
<a href="#">820-610-88100</a> Professional Services	16,000.00	16,000.00	4,072.55	4,085.67	11,914.33	25.54 %
<a href="#">820-610-88101</a> Administrative Fees	50.00	50.00	2.03	4.06	45.94	8.12 %
<a href="#">820-610-89010</a> Personnel Advertising	30.00	30.00	0.00	0.00	30.00	0.00 %
<a href="#">820-610-89020</a> Interview Expenses	5.00	5.00	0.00	0.00	5.00	0.00 %
<a href="#">820-610-89040</a> Physical w/Drug & Alcohol Test	120.00	120.00	0.00	0.00	120.00	0.00 %
<a href="#">820-610-89070</a> Fingerprinting	20.00	20.00	0.00	0.00	20.00	0.00 %
<a href="#">820-610-90010</a> Liability & Property Insurance	3,500.00	3,500.00	151.57	3,008.98	491.02	85.97 %
<a href="#">820-610-92080</a> Miscellaneous Expense	2,000.00	2,000.00	0.00	0.00	2,000.00	0.00 %
<a href="#">820-610-92090</a> Taxes, Licenses, & Fees	100.00	100.00	0.00	0.00	100.00	0.00 %
<a href="#">820-610-96512</a> Continuing Disclosure Fees	7,500.00	7,500.00	0.00	0.00	7,500.00	0.00 %
<b>Category: 70 - MAINT. &amp; OPERATIONS EXPENSE Total:</b>	<b>48,120.00</b>	<b>48,120.00</b>	<b>5,431.06</b>	<b>8,566.44</b>	<b>39,553.56</b>	<b>17.80%</b>
<b>Category: 80 - DEBT SERVICE EXPENSE</b>						
<a href="#">820-610-96060</a> 2018 Tax Alloc Refunding Bond (TA...	520,000.00	520,000.00	0.00	0.00	520,000.00	0.00 %
<a href="#">820-610-96061</a> 2018 Tax Alloc Refunding Bond (TA...	22,635.00	22,635.00	0.00	0.00	22,635.00	0.00 %
<a href="#">820-610-96500</a> Fiscal Agent Fees	9,000.00	9,000.00	0.00	7,900.00	1,100.00	87.78 %
<a href="#">820-820-96210</a> 2000 Tax Allocation Bond Accreted ...	162,480.00	162,480.00	0.00	0.00	162,480.00	0.00 %
<b>Category: 80 - DEBT SERVICE EXPENSE Total:</b>	<b>714,115.00</b>	<b>714,115.00</b>	<b>0.00</b>	<b>7,900.00</b>	<b>706,215.00</b>	<b>1.11%</b>
<b>Expense Total:</b>	<b>848,877.00</b>	<b>848,877.00</b>	<b>14,062.50</b>	<b>42,206.36</b>	<b>806,670.64</b>	<b>4.97%</b>
<b>Fund: 820 - RORF-REDEV OBLIG RETIREMENT FUND (RDA) Surplus (...)</b>	<b>(173,984.00)</b>	<b>(173,984.00)</b>	<b>(14,062.50)</b>	<b>(39,617.59)</b>	<b>134,366.41</b>	<b>22.77%</b>
<b>Fund: 851 - EDA COMMUNITY BLDG RENTALS</b>						
<b>Revenue</b>						
<b>Category: 44 - USE OF PROPERTY &amp; MONEY</b>						
<a href="#">851-400-44010</a> Interest Earned	52.00	52.00	0.00	22.83	(29.17)	43.90 %
<b>Category: 44 - USE OF PROPERTY &amp; MONEY Total:</b>	<b>52.00</b>	<b>52.00</b>	<b>0.00</b>	<b>22.83</b>	<b>(29.17)</b>	<b>43.90%</b>
<b>Revenue Total:</b>	<b>52.00</b>	<b>52.00</b>	<b>0.00</b>	<b>22.83</b>	<b>(29.17)</b>	<b>43.90%</b>
<b>Fund: 851 - EDA COMMUNITY BLDG RENTALS Total:</b>	<b>52.00</b>	<b>52.00</b>	<b>0.00</b>	<b>22.83</b>	<b>(29.17)</b>	<b>43.90%</b>

**Budget Report**

**For Fiscal: 2024-2025 Period Ending: 09/30/2024**

	<b>Original Total Budget</b>	<b>Current Total Budget</b>	<b>Period Activity</b>	<b>Fiscal Activity</b>	<b>Variance Favorable (Unfavorable)</b>	<b>Percent Used</b>
<b>Fund: 852 - EDA REVOLVING FUND</b>						
<b>Revenue</b>						
<b>Category: 44 - USE OF PROPERTY &amp; MONEY</b>						
<a href="#">852-400-44010</a> Interest Earned	62.00	62.00	0.00	26.99	(35.01)	43.53 %
<b>Category: 44 - USE OF PROPERTY &amp; MONEY Total:</b>	<b>62.00</b>	<b>62.00</b>	<b>0.00</b>	<b>26.99</b>	<b>(35.01)</b>	<b>43.53%</b>
<b>Revenue Total:</b>	<b>62.00</b>	<b>62.00</b>	<b>0.00</b>	<b>26.99</b>	<b>(35.01)</b>	<b>43.53%</b>
<b>Fund: 852 - EDA REVOLVING FUND Total:</b>	<b>62.00</b>	<b>62.00</b>	<b>0.00</b>	<b>26.99</b>	<b>(35.01)</b>	<b>43.53%</b>
<b>Report Surplus (Deficit):</b>	<b>(5,953,102.00)</b>	<b>(5,981,155.00)</b>	<b>(1,564,167.91)</b>	<b>(1,157,461.49)</b>	<b>4,823,693.51</b>	<b>19.35%</b>

**Fund Summary**

Fund	Original Total Budget	Current Total Budget	Period Activity	Fiscal Activity	Variance Favorable (Unfavorable)
100 - GENERAL FUND RESERVE FU	(2,676,320.00)	(2,676,320.00)	0.00	2,373.80	2,678,693.80
101 - GENERAL FUND	0.00	(8,416.00)	(688,540.61)	(1,667,446.77)	(1,659,030.77)
102 - PD EVIDENCE FUND	0.00	0.00	0.00	50.85	50.85
103 - PD FED FORFEITURE FUND	0.00	0.00	0.00	2.47	2.47
104 - SCHOLARSHIP FUND	(900.00)	(900.00)	0.00	22.69	922.69
105 - COPS GRANT FUND	(113,841.00)	(113,841.00)	(57,447.37)	(87,239.67)	26,601.33
106 - POLICE DEPT GRANTS	23,784.00	23,784.00	(24,815.86)	230,351.82	206,567.82
107 - GAS TAX FUND	(27,938.00)	(30,182.00)	(43,624.51)	(31,108.72)	(926.72)
109 - TDA - ARTICLE 3 FUND	(30,226.00)	(30,226.00)	0.00	0.00	30,226.00
110 - LTF - ARTICLE 8 FUND	(1,308,687.00)	(1,308,687.00)	(15,577.73)	64,708.71	1,373,395.71
111 - SB1-ROAD REHAB MAINT AC	362,477.00	362,477.00	0.00	43,646.72	(318,830.28)
114 - HABITAT CONSERVATION FU	(3,747.00)	(3,747.00)	0.00	38.44	3,785.44
116 - PD FORFEITURE/UNCLAIMED	0.00	0.00	0.00	6.56	6.56
117 - IGT-INTERGOVERNMENTAL T	(524,879.00)	(529,087.00)	(176,740.47)	(676,835.99)	(147,748.99)
125 - MEASURE C-STREET MAINTEN	(1,257,181.00)	(1,257,181.00)	35,325.00	35,614.82	1,292,795.82
126 - MEASURE C-ADA COMPLIAN	(34,928.00)	(34,928.00)	1,278.46	1,297.13	36,225.13
127 - MEASURE C-FLEXIBLE FUNDI	(338,958.00)	(338,958.00)	37,971.68	34,390.52	373,348.52
130 - SPECIAL ASSESSMENT DISTRI	200.00	200.00	0.00	41.58	(158.42)
140 - GENERAL CAPITAL PROJECTS	0.00	0.00	0.00	15.08	15.08
141 - PUBLIC BUILDING/FACILITIES	(21,000.00)	(21,000.00)	0.00	56.74	21,056.74
142 - LAW ENFORCEMENT IMPACT	0.00	0.00	0.00	34.50	34.50
143 - FIRE PROTECTION IMPACT FI	0.00	0.00	0.00	34.76	34.76
144 - STORM DRAINAGE & FLOOD	(10,000.00)	(10,000.00)	0.00	200.69	10,200.69
145 - STREETS & BRIDGES IMPACT	(241,000.00)	(241,000.00)	0.00	108.46	241,108.46
146 - PARK IMPACT FEES	(10,000.00)	(10,000.00)	0.00	153.12	10,153.12
150 - COALINGA PUBLIC FINANCI	413,452.00	413,452.00	0.00	1,100.90	(412,351.10)
301 - CDBG PROGRAM INCOME	200.00	200.00	0.00	46.32	(153.68)
303 - CDBG PROGRAM FUND	0.00	0.00	(4,653.00)	133,796.66	133,796.66
304 - HOME PROGRAM FUND	(4,928.00)	(4,928.00)	(441.92)	(441.92)	4,486.08
305 - CALTRANS GRANTS FUND	663,670.00	663,670.00	(63,393.20)	(4,917.10)	(668,587.10)
306 - SPECIAL REVENUE GRANTS F	75,000.00	75,000.00	(9,945.67)	171,899.33	96,899.33
308 - AB179 TECH IMPROVEMENT	(32,369.00)	(32,369.00)	0.00	0.00	32,369.00
310 - AHSC PROGRAM	0.00	0.00	(16,087.50)	(40,126.25)	(40,126.25)
501 - WATER ENTERPRISE FUND	313,624.00	309,416.00	(234,316.41)	445,808.74	136,392.74
502 - GAS ENTERPRISE FUND	(838,605.00)	(842,813.00)	(169,456.29)	(158,572.78)	684,240.22
503 - SEWER ENTERPRISE FUND	(205,425.00)	(209,633.00)	(108,433.44)	(58,265.09)	151,367.91
504 - SANITATION ENTERPRISE FU	68,221.00	67,660.00	(8,067.48)	444,265.95	376,605.95
815 - LOW/MOD HOUSING ASSET	(18,928.00)	(18,928.00)	(3,139.09)	(3,006.79)	15,921.21
820 - RORF-REDEV OBLIG RETIREM	(173,984.00)	(173,984.00)	(14,062.50)	(39,617.59)	134,366.41
851 - EDA COMMUNITY BLDG REN	52.00	52.00	0.00	22.83	(29.17)
852 - EDA REVOLVING FUND	62.00	62.00	0.00	26.99	(35.01)
<b>Report Surplus (Deficit):</b>	<b>(5,953,102.00)</b>	<b>(5,981,155.00)</b>	<b>(1,564,167.91)</b>	<b>(1,157,461.49)</b>	<b>4,823,693.51</b>

**STAFF REPORT - CITY COUNCIL/SUCCESSOR AGENCY/PUBLIC FINANCE  
AUTHORITY**

**Subject:** Informational Only: California Consensus Forecast 2Q 2024 Sales Tax Trends  
**Meeting Date:** Thursday, December 5, 2024  
**From:** Sean Brewer, Interim City Manager  
**Prepared by:** Mai Vang, Financial Services Director

---

**I. RECOMMENDATION:**

**II. BACKGROUND:**

**III. DISCUSSION:**

**IV. ALTERNATIVES:**

**V. FISCAL IMPACT:**

**ATTACHMENTS:**

File Name	Description
CA_Consensus_Forecast_2Q_2024.pdf	CA Consensus Forecast 2Q 2024



# CALIFORNIA FORECAST

SALES TAX TRENDS & ECONOMIC DRIVERS  
SEPTEMBER 2024



*Sierra Nevada Mountains*



**HdL** Companies

888.861.0220 | [solutions@hdlcompanies.com](mailto:solutions@hdlcompanies.com) | [hdlcompanies.com](http://hdlcompanies.com)





**Overview:** The September Federal Funds rate reduction was an economic signal that inflation is coming in near expectations while the labor market weakened over recent months. This action may spur some changes in consumer spending patterns, but overall does not translate into a short-term burst in sales taxes. As the important holiday shopping season approaches, expectations are that buyers will start outlays sooner. Some consumers are expected to spend less as stubborn inflated prices for household obligations (utilities, insurance, and food) take priority over procurement of non-essential and gift items. The current year's minute increase will not recapture the (-1.3%) FY 2023-24 statewide decline; thus, anticipate a slow rise in revenues over the next two years.

2024/25 | 2025/26

2024/25 | 2025/26



**Autos/Transportation**

-0.4% | 3.5%

Tax receipts from vehicle sales continued to decline, normalizing after a period of unusually strong growth that peaked in 2022. Luxury vehicles have been hit hardest, driving a sharper drop in overall car sales. The industry remains burdened by elevated prices, high interest rates, and a challenging economic environment. While the stock market is once again nearing new all-time highs, the bond market has stabilized. Acknowledging that the Federal Reserve began cutting interest rates, recovery in the sector is likely to be gradual. Additional setbacks, such as a cyberattack on automobile dealerships that disrupted transactions during the critical two weeks before the July 4th holiday sales weekend, are expected to obscure any early signs of improvement.



**Fuel/Service Stations**

-3.9% | 2.0%

Most factors in this sector sustained downward pressure in 2Q24. Of note, the consumption of motor vehicle gasoline measured in gallons sold has declined 13% since the peak level in 2018. Crude and pump prices are dropping based on weaker demand in China and record levels of California fuel supplies on hand. OPEC is planning to hold current production cuts steady until the end of calendar year 2024. This has not offset impact as West Texas Intermediate barrel prices have dropped to the lowest levels since December 2021. Given these price contractions, our forecast reflects a significant reduction in the associated sales tax in the final two calendar quarters of 2024. Predictions for 2025 show a gradual boost in fuel related taxes.



**Building/Construction**

-0.5% | 4.0%

Second quarter 2024 results reflected several changes that lowered sales. Big box home improvement stores saw a sharper downturn as homeowners continue to suspend big-ticket purchases. Lumber and roofing suppliers in some areas are losing sales volume as roofing and general construction projects appear to be slowing. The backlog of contracts to install residential rooftopsolar projects following the change in the net metering fee structure two years ago is also winding down, cutting demand for materials. Infrastructure projects using concrete and asphalt products held steady, but some regions are sluggish. With interest rates falling in the short term, the construction industry does not expect this decline will be enough to prompt an uptick in activity.



**General Consumer Goods**

-0.6% | 1.3%

Direct sales tax allocations contracted in the second quarter following a soft downward revision to first quarter data from general retailers. Through the first six months of 2024, general consumer goods declined (-1.2%) compared to the prior year. While consumers remain resilient in this space, broadening of online shopping behaviors and bigger in-state fulfillment shifted allocations to other sectors. Additionally, many segments experienced deflationary pressures resulting in lower sales tax, absent substantial demand expansion. Key indicators include elevated levels of non-discretionary spending, mild personal income gains, and the expectancy for households to attempt to rebuild savings; all of which keep pressure on consumer spending habits. The short-term outlook foresees a tightening in receipts throughout the remainder of the calendar year.



**Business/Industry**

2.2% | 2.6%

Consumers continue to embrace the convenience of shopping online, with ecommerce sales rising and more "local" orders filled from CA-based fulfillment centers, comprising a stunning 30% of total B&I revenues. Solar/energy projects created significant gains in the recent quarter. However, medical-biotech, business-to-business, and heavy industrial sales remained relatively flat or declined as economic variables stunted potential growth. Farm/construction equipment, garden/agricultural supplies and IT-related office purchases were also sluggish. Given this group's diversity, growth rates reflect modest expansion. With twenty-one unique tax segments, predictions vary widely based on the size and character of local businesses.



**Restaurants/Hotels**

1.7% | 3.5%

Menu price increases led to an obvious impact on consumer behavior as foot traffic to restaurants was down about 2.5%. The noticeable shift towards value offerings saw consumers showing resistance to high menu prices. Overall, while some eateries are struggling with fewer patrons, others are finding ways to attract customers by balancing price increases with value and experience. Hotels saw a slow but steady increase in occupancy rates while navigating cost pressures and changing consumer behaviors. Growth in both segments was offset by these persistent challenges.



**Food/Drugs**

-0.6% | 1.5%

Grocery stores' profits rose 1.8% in 2Q24 as several businesses introduced new private label items to provide customers with a greater selection and find more value for their money. Convenience-liquor stores felt soft revenues and revealed fewer transactions on discretionary items such as liquor and snack foods. Cannabis returns had a sharp (-10.8%) decline as the price of cannabis products hit a low in the market. Further, closure of more drug stores throughout the state forced customers to shop at alternative retailers for their traditional drug stores merchandise. Last year finished -2.8%; anticipate the fiscal year 2024-25 to remain flat.



**State and County Pools**

2.5% | 3.0%

The taxes remitted to the pools over the last fiscal year declined 1%. Of note, pools remain the largest tax generator of the eight categories highlighted in these forecast publications. Given the nuances in California sales tax law with more online orders processed at local stores or at in-state fulfillment centers, pool revenues softened slightly from the peak of fiscal year 2021-22. Mcommerce (shopping on mobile devices) continues to contribute to an expanding ecommerce portion of national retail sales, and spending by this means broke records during the first months of 2024. Modest pool gains are estimated, offering key opportunities for growth by retailers anchored to Gen Z consumer trends using digital commerce platforms.





# NATIONAL AND STATEWIDE ECONOMIC DRIVERS

2024/25 | 2025/26

2024/25 | 2025/26



## U.S. Real GDP Growth

2.4% | 2.3%

Despite concerns over the last two years, the U.S. economy has performed well, averaging a 2.8% real growth rate over the past eight quarters. Propelled by consumer spending, business investment has bounced back even with higher interest rates. Further contributing to real GDP growth are expanding real exports, which hit a record high in the second quarter of the year despite the strong dollar. Modest signs of slowing are seen in the labor and housing markets. Inflation has finally cooled after two years of ongoing efforts from the Fed to a moderate 2.6% pace over the last 12 months. The FOMC followed through and cut interest rates by 50 basis points; the first interest rate cut in over four years. These falling rates will give the U.S. economy a boost in the short run but may increase risks for 2025.



## U.S. Unemployment Rate

4.3% | 4.3%

The U.S. unemployment rate has risen nearly one percentage point over the last 18 months, with payroll employment numbers revised downward. These trends may be misleading, as involuntary separations and unemployment insurance claims have not increased. Historically, such unemployment rate increases occur during recessions, but this is a lagging indicator, and current economic output is not contracting. The ongoing expansion, now over four years, shows no signs of ending. U.S. households' financial health underpins short-term optimism. Despite a softer labor market, earnings growth outpaces inflation, with weekly earnings up 3.3% over the past year. Record household net worth and low debt burdens support continued spending growth.



## CA Unemployment Rate

5.3% | 5.4%

No longer the national leader, California's unemployment rate has risen to 5.3%, now tied with Illinois for 3rd place. Despite the increase in unemployment from 4.8% to 5.3% over the past year, other labor market indicators such as initial claims for unemployment insurance and data on involuntary job separations have not increased. Although the state's unemployment rate is higher than in some states, its year-over-year change was nearly identical to the national average. As of July 2024, California had 1.6 unemployed persons per job opening, higher than the national average of 0.8. This marks a significant shift from the 0.9 average between January 2022 and January 2024.



## CA Residential Building Permits

108,821 | 115,871

Since 2018, residential building permits in California have stagnated, deepening the state's housing crisis. In 2Q2024 the number of residential permits issued was down 8% year-over-year, the lowest since 2Q 2016. Despite growing demand, strict zoning laws, regulatory barriers, and high construction costs have limited new builds, driving up prices and making housing unaffordable for many residents. Recent Federal Reserve interest rate cuts may boost permits by lowering borrowing costs, encouraging more projects. Governor Newsom's new housing bills aim to address the scarcity, but it is uncertain whether they will significantly reduce home prices.



## CA Total Nonfarm Employment Growth

1.1% | 1.0%

California's labor market gained momentum in the second half of the year, with payrolls up 1.6% as of August 2024, compared to just 0.2% in 2023. There is little to suggest an end to the current expansion, now past the four-year mark, however California's long run growth will be limited by lack of housing. The Federal Reserve's recent 50-basis-point interest rate cut, typically reserved for economic distress, could stimulate California's labor market. The Fed does not foresee a recession in the near future.



## CA Median Existing Home Price

\$739,332 | \$759,640

Housing affordability remains a challenge for California residents. High mortgage rates have increased costs for buyers and reduced the number of sellers. The recent downward trend in mortgage rates bodes well for housing market demand, as the average has declined 1.5 percentage points from its peak in October 2023 to 6.4% today. The 50-basis-point reduction in the federal funds rate might push these rates further, giving some homeowners the freedom to refinance and potentially increase listings. A significant drop in home prices is unlikely due to increased buyer interest. The core issue in the California housing market continues to be a lack of supply.

## Proposition 172

Total fiscal year 2023-24 Proposition 172 (P-172) statewide revenues ended about 1% lower than the prior year. The forecast anticipates essentially flat results for the 2024-25 fiscal period, with moderate growth in 2025-26. As the calendar year Bradley-Burns results are impacted by taxpayer modifications, audits, economic impacts, etc. – Proposition 172 pro-rata factors and resultant P-172 revenues will fluctuate for many counties pursuant to the State's allocation methodology.

Watch our webinar for more info!





# HdL<sup>®</sup> Companies

Delivering Insight, Revenue, and Efficiency  
to Local Government

## HdL Companies

888.861.0220 | [solutions@hdlcompanies.com](mailto:solutions@hdlcompanies.com) | [hdlcompanies.com](http://hdlcompanies.com)

California's allocation data trails actual sales activity by three to six months. HdL compensates for the lack of current information by reviewing the latest reports, statistics and perspectives from fifty or more economists, analysts and trade associations to reach a consensus on probable trends for coming quarters. The forecast is used to help project revenues based on statewide formulas and for reference in tailoring sales tax estimates appropriate to each client's specific demographics, tax base and regional trends.

## Beacon Economics LLC

310.571.3399 | [BeaconEcon.com](http://BeaconEcon.com)

Beacon Economics has proven to be one of the most thorough and accurate economic research/analytical forecasting firms in the country. Their evaluation of the key drivers impacting local economies and tax revenues provides additional perspective to HdL's quarterly consensus updates. The collaboration and sharing of information between Beacon and HdL helps both companies enhance the accuracy of the work that they perform for their respective clients.

**STAFF REPORT - CITY COUNCIL/SUCCESSOR AGENCY/PUBLIC FINANCE  
AUTHORITY**

**Subject:** Informational Only: Sales Tax Update Quarter 2 April 2024 - June 2024  
**Meeting Date:** Thursday, December 5, 2024  
**From:** Sean Brewer, Interim City Manager  
**Prepared by:** Mai Vang, Financial Services Director

---

**I. RECOMMENDATION:**

**II. BACKGROUND:**

**III. DISCUSSION:**

**IV. ALTERNATIVES:**

**V. FISCAL IMPACT:**

**ATTACHMENTS:**

	File Name	Description
▣	Coalinga_2Q24_Newsletter.pdf	Coalinga 2Q24 Newsletter

# CITY OF COALINGA

## SALES TAX UPDATE

### 2Q 2024 (APRIL - JUNE)



#### COALINGA

TOTAL: \$ 323,111

-0.8%

2Q2024



-4.6%

COUNTY



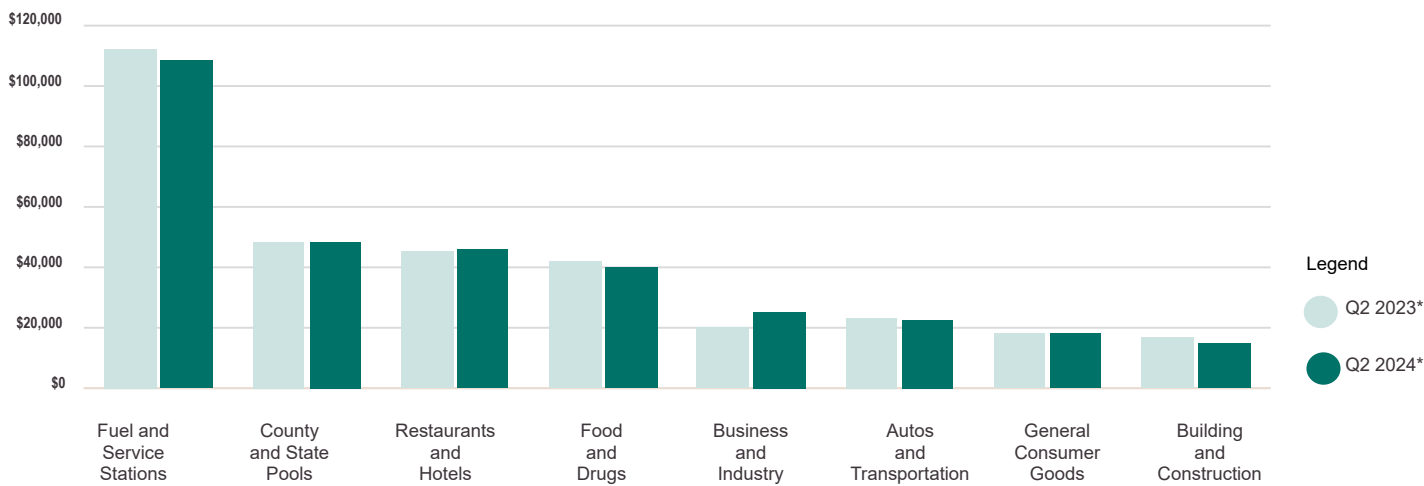
-0.7%

STATE



*\*Allocation aberrations have been adjusted to reflect sales activity*

#### SALES TAX BY MAJOR BUSINESS GROUP



#### Measure J

TOTAL: \$586,712

↑ 3.1%



#### CITY OF COALINGA HIGHLIGHTS

Coalinga's receipts from April - June were 3.5% above the second sales period in 2023. Excluding reporting aberrations, actual sales were down 0.8%.

Consumers and businesses continued to deal with tight credit conditions in a higher interest rate environment. The Federal Reserve cut the benchmark rate by fifty basis points as a way to ease borrowing costs.

Fuel-service stations sales slipped with the declining price of crude oil and lower consumer demand. Anticipated higher prices per gallon typically associated with the summer travel season did not materialize and the balance of 2024 may reflect reduced fuel returns. Weaker

receipts from the building-construction sector with more focus on repairs rather than large projects.

Strong sales from business-industry with a recently opened business helping to boost the group to double-digit gains. Price-conscious patrons pushed quick-service restaurant results up.

Voter approved Measure J delivered solid gains led by one-time purchases in light industrial/printers and energy, along with improved service station sales.

Net of aberrations, taxable sales for all of Fresno County declined 4.6% over the comparable time period; the San Joaquin Valley was down 0.4%.



#### TOP 25 PRODUCERS

- |                                 |                     |
|---------------------------------|---------------------|
| AutoZone                        | McDonald's          |
| Big 5 Sporting Goods            | O'Reilly Auto Parts |
| Billingsley Tire Service        | Rite Aid            |
| Boavida Homes                   | Save Mart           |
| Burger King                     | State Foods         |
| Chevron                         | Taco Bell           |
| Coalinga Hardware               | Tractor Supply Co.  |
| Cookies Coalinga                | Triple J Ready Mix  |
| Dispensary & Consumption Lounge | Valley Food Mart    |
| Dollar General                  | Gasoline            |
| Dollar Tree                     | Walgreens           |
| Fastrip                         | West Hills Oil      |
| Fatte Alberts Pizza             |                     |
| Green Leaf AG                   |                     |
| Little Caesars Pizza            |                     |





### STATEWIDE RESULTS

California’s local one cent sales and use tax receipts during the months of April through June were 0.6% lower than the same quarter one year ago after adjusting for accounting anomalies. The calendar year second quarter is traditionally the beginning of the summer spending season; however, returns were relatively flat when compared to a year ago. For many California agencies, this also marks the end of the 2023-24 fiscal year, where statewide sales tax revenues were down 1.3% from the 2022-23 fiscal year.

Consistent with recent trends, auto-transportation receipts fell 6.2% - the largest sector decline this quarter. Sustained high interest rates, tightened credit standards, and increased cost of insurance all converged to impact returns. While inventory-levels for many dealerships have rebounded, it’s only proving to create downward pressure on prices, further constraining receipts.

Summer weather usually marks fruitful periods for building-construction, however as property owners struggle to access equity for improvements, year-over-year receipts declined. The price of lumber and other materials are now more affordable, but new projects have been sidelined by developers until financing and mortgage costs drop further.

Similarly, as the price of consumer goods has cooled with moderate inflation rates, returns from multiple merchants have curtailed. Men’s and women’s apparel, home furnishings, electronic-appliance and specialty stores could not escape the change in shopper’s preferences for lower priced items from large brick-and-mortar retailers like discount department stores.

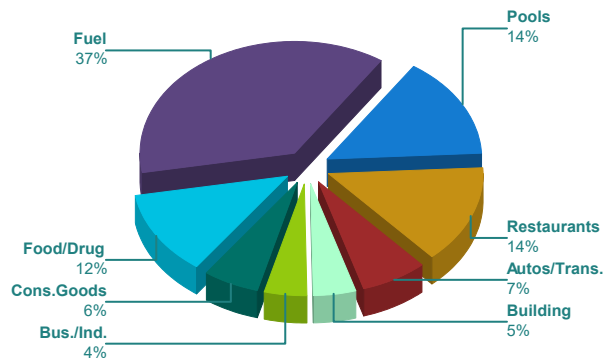
Restaurants experienced only a modest

gain of 0.7%. As AB 1228 is enacted – state law increasing California’s minimum wage at designated eateries – third party data reports that foot traffic to all such establishments decreased during this same time period. Not only are diners selecting less expensive places to eat, but many may have been pushed to limit their frequency to dine out.

Multiple of sectors experienced mild growth including allocations from the countywide use tax pool and the business-industrial group, both benefiting from online shopping, and fuel-service stations as drivers continue to hit the road even as gas prices remain elevated.

Halfway through the current calendar year, revenue trends remain slightly lower than a year ago overall. Although the Federal Reserve recently reduced the Fed Funds Rate helping temper the cost of financing, personal consumption forecasts remain insipid through the remainder of 2024. Consumers are more likely to wait for greater improvement of household economic conditions before extending themselves again, inspiring the next sales tax growth cycle.

### REVENUE BY BUSINESS GROUP Coalinga This Fiscal Year\*



\*ADJUSTED FOR ECONOMIC DATA

### TOP NON-CONFIDENTIAL BUSINESS TYPES

Coalinga Business Type	Q2 '24	Change	County Change	HdL State Change
Service Stations	57,234	1.3% ↑	3.6% ↑	2.3% ↑
Quick-Service Restaurants	32,744	4.3% ↑	1.8% ↑	1.1% ↑
Grocery Stores	18,529	-0.7% ↓	-1.0% ↓	1.6% ↑
Automotive Supply Stores	17,389	-8.7% ↓	-4.5% ↓	-3.3% ↓
Casual Dining	7,880	-1.4% ↓	1.1% ↑	0.7% ↑
Government/Social Org.	2,434	-7.3% ↓	-10.0% ↓	11.8% ↑
Auto Repair Shops	870	-51.4% ↓	2.8% ↑	-4.2% ↓

\*Allocation aberrations have been adjusted to reflect sales activity

**STAFF REPORT - CITY COUNCIL/SUCCESSOR AGENCY/PUBLIC FINANCE  
AUTHORITY**

**Subject:** Information Only: Transient Occupancy Tax Quarter Ending June 30, 2024  
**Meeting Date:** Thursday, December 5, 2024  
**From:** Sean Brewer, Interim City Manager  
**Prepared by:** Mai Vang, Financial Services Director

---

**I. RECOMMENDATION:**

**II. BACKGROUND:**

**III. DISCUSSION:**

The unaudited FY 23-24 Transient Occupancy Tax revenue received at \$72,655, which was 17% or \$10,594 higher than the anticipated revenue.

New revenue was collected from Merchant Valley Corporation in the amount of \$8,817, which contributed to the increase of Transient Occupancy Tax revenue.

**IV. ALTERNATIVES:**

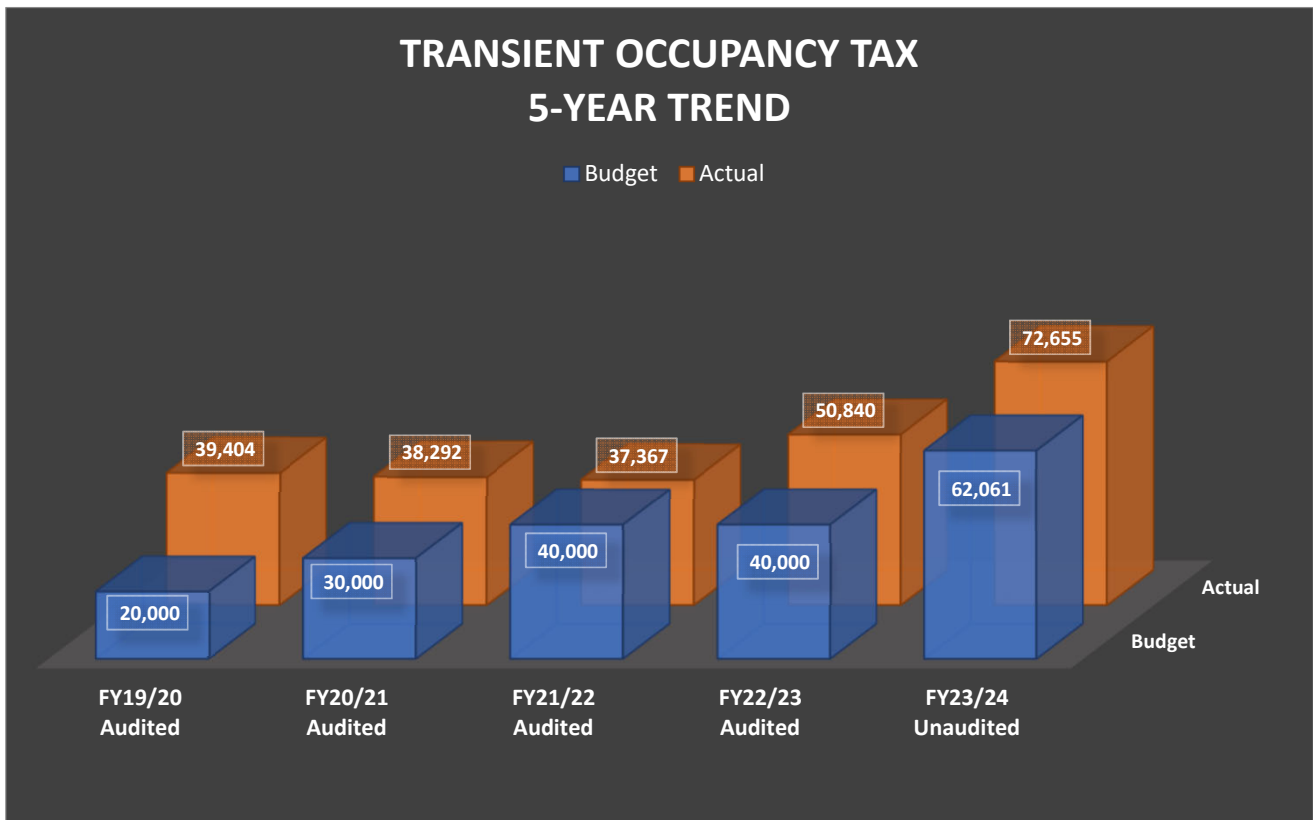
**V. FISCAL IMPACT:**

**ATTACHMENTS:**

File Name	Description
<input type="checkbox"/> 20241205_-_FY_23-24_Transient_Occupancy_Tax_(TOT)_Revenue_2024-Q2.pdf	Transient Occupancy Tax FY23/24 Q2 with 5 year trend

## Transient Occupancy Tax Fiscal Year 2023-2024

Hotel/Motel Name	Jul-Sep 2023 2023-Q3	Oct-Dec 2023 2023-Q4	Jan-Mar 2024 2024-Q1	Apr-Jun 2024 2024-Q2	Total
Best Western Plus	10,577	8,960	6,957	-	26,494
Cambridge Inn	185	299	486	357	1,328
Coalinga Motel		8,817	10,000	5,000	23,817
Laura Lodge	695	475	262	314	1,747
Royal Lodge	3,044	2,887	326	704	6,961
Travel Inn	481	1,279	190	1,542	3,492
Merchant Valley				8,817	8,817
<b>Total</b>	<b>14,982</b>	<b>22,717</b>	<b>18,221</b>	<b>16,735</b>	<b>72,655</b>





**STAFF REPORT - CITY COUNCIL/SUCCESSOR AGENCY/PUBLIC FINANCE  
AUTHORITY**

**Subject:** Reject Claim for Damages Presented by Mayra Teresa Garcia  
**Meeting Date:** Thursday, December 5, 2024  
**From:** Sean Brewer, Interim City Manager  
**Prepared by:** Mercedes Garcia, Senior Administrative Analyst

---

**I. RECOMMENDATION:**

Senior Administrative Analyst and Interim City Manager recommend the City Council reject the claim for damages presented by Mayra Teresa Garcia.

**II. BACKGROUND:**

Mrs. Garcia filed a claim with the City of Coalinga (see attached) received on September 17, 2024. The claim alleges dangerous condition of roadway against the City. The claim was sent to George Hills Company for review. After review and investigation of the claim it was determined the trip and fall occurred outside of City jurisdiction, on State Route 198/33. This area is owned, controlled, and maintained by California Department of Transportation (CALTRANS) a separate public entity.

**III. DISCUSSION:**

George Hills Company recommends the claim be rejected since the loss location is not owned, controlled or maintained by the City. We will then follow up with a letter to claimant's attorney, along with a jurisdictional map showing that this is outside of the City's jurisdiction.

**IV. ALTERNATIVES:**

Accept the claim as presented by Mayra Teresa Garcia (staff does not recommend).

**V. FISCAL IMPACT:**

The fiscal impact will be determined by Council's decision.

**ATTACHMENTS:**

File Name	Description
 GarciaM_ClaimforDamages.pdf	Garcia Mayra Teresa ClaimforDamages



# CITY OF COALINGA

## LIABILITY CLAIM FOR DAMAGES TO PERSON OR PROPERTY

CITY CLERKS DATE STAMP:

RETURN TO:

CITY OF COALINGA  
OFFICE OF THE CITY CLERK  
155 WEST DURIAN  
COALINGA, CA. 92870

DISTRIBUTION:

- CITY ADMINISTRATOR
- CITY ATTORNEY
- FINANCE DEPARTMENT (Original/1)
- INSURANCE ADJUSTER
- DEPARTMENT: \_\_\_\_\_
- CITY CLERK'S LOG

1. Claims for death, injury to person, or to personal property must be filed not later than six (6) months after the occurrence (Gov. Code Sec. 911.2).
2. Claims for damages to real property must be filed not later than one (1) year after the occurrence (Gov. Code Sec. 911.2).
3. READ ENTIRE CLAIM FORM BEFORE FILING.
4. ATTACH SEPARATE SHEETS, IF NECESSARY, TO GIVE FULL DETAILS.

<u>Mayra Teresa Garcia</u>		<u>10/15/1969</u>
NAME OF CLAIMANT		DATE OF BIRTH OF CLAIMANT
<u>18417 Jackson Avenue</u>	<u>Lemoore, CA 93245</u>	<u>559-816-4715</u>
HOME ADDRESS OF CLAIMANT	CITY/STATE/ZIP	HOME TELEPHONE NO.
_____	_____	( )
BUSINESS ADDRESS OF CLAIMANT	CITY/STATE/ZIP	BUSINESS TELEPHONE NO.

ADDRESS TO WHICH CLAIMANT DESIRES NOTICES OR COMMUNICATIONS SENT REGARDING THIS CLAIM (If different from home address):

Alan Blanco, Esq. | Rafii and Associates 9100 Wilshire Blvd. Suite 465 Beverly Hills, CA 90212

WHEN DID DAMAGE OR INJURY OCCUR?

DATE: 05/02/2024  
TIME: 9:30  A.M.  P.M.

PLACE OF ACCIDENT (OCCURRENCE) – **BE SPECIFIC** – Describe fully and (if applicable) locate on diagram on reverse side of this sheet. Where appropriate, give street names and addresses and measurements for landmarks.

129 E Elm Ave. Coalinga Ca 93210

HOW DID DAMAGE OR INJURY OCCUR?

Please see attached

WERE POLICE AT SCENE?  YES  NO      WERE PARAMEDICS AT SCENE?  YES  NO

WHAT PARTICULAR ACT OR OMISSION DO YOU CLAIM CAUSED THE INJURY OR DAMAGES? (Give name of City employee causing the injury or damage, if known.)

Please see attached

GIVE TOTAL AMOUNT OF CLAIM: (Include estimate of amount of any prospective injury or damage) \$ \_\_\_\_\_

California Gov. Code Sec. 910 (f) --Unlimited Civil Claim-- Damages expected to exceed \$100,000  
HOW WAS THE AMOUNT OF CLAIM COMPUTED? (Be specific, list doctor bills, repair estimates, etc.)

PLEASE ATTACH TWO (2) ESTIMATES.

DAMAGES INCURRED TO DATE:

ITEM/DATE _____	AMOUNT: \$ _____
ITEM/DATE _____	AMOUNT: \$ _____
ITEM/DATE _____	AMOUNT: \$ _____
ITEM/DATE _____	AMOUNT: \$ _____
<b>TOTAL AMOUNT CLAIMED AS OF PRESENTATION OF THIS CLAIM:</b>	<b>\$ _____</b>

ESTIMATED PROSPECTIVE DAMAGES AS FAR AS KNOWN:

ITEM/DATE _____	AMOUNT: \$ _____
ITEM/DATE _____	AMOUNT: \$ _____
ITEM/DATE _____	AMOUNT: \$ _____
ITEM/DATE _____	AMOUNT: \$ _____
<b>TOTAL ESTIMATED PROSPECTIVE DAMAGES:</b>	<b>\$ _____</b>

WITNESSES TO DAMAGE OR INJURY: (List all persons known to have information. (Use attachment if necessary.)

NAME: \_\_\_\_\_ NAME: \_\_\_\_\_  
ADDRESS: \_\_\_\_\_ ADDRESS: \_\_\_\_\_  
TELEPHONE: ( ) \_\_\_\_\_ TELEPHONE: ( ) \_\_\_\_\_

IF INJURY, GIVE NAME, ADDRESS, TELEPHONE, DATE & TIME OF DOCTOR(S) OR HOSPITAL(S) VISITED:

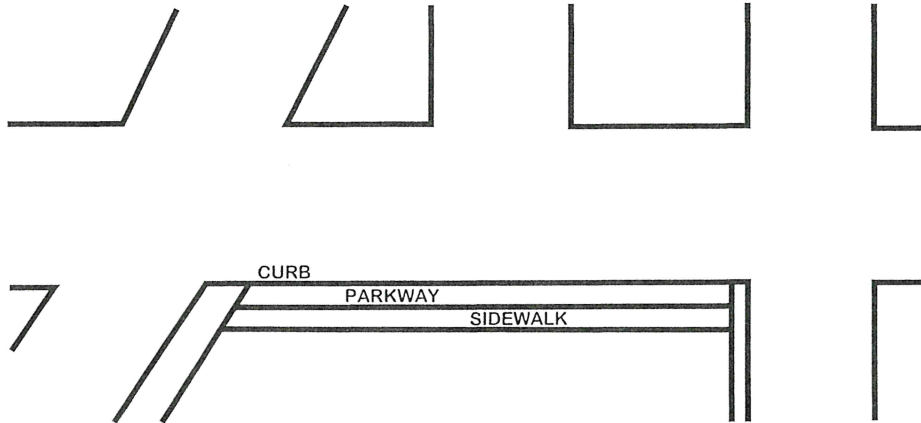
DOCTOR: \_\_\_\_\_ TELEPHONE: \_\_\_\_\_  
ADDRESS: \_\_\_\_\_ DATE/TIME: \_\_\_\_\_  
HOSPITAL: \_\_\_\_\_ TELEPHONE: \_\_\_\_\_  
ADDRESS: \_\_\_\_\_ DATE/TIME: \_\_\_\_\_

**PLEASE READ THE FOLLOWING CAREFULLY:**

For all vehicle accident claims, place on following diagram, the names of streets, including NORTH, EAST, SOUTH AND WEST directions. Indicate place of accident by "X" and by showing house numbers or distances to street corners.


If a City vehicle was involved, designate by letter "A" location of the City vehicle when you first saw it, and by "B" location of yourself or your vehicle when you first saw City vehicle; location of City vehicle at time of accident by "A-1" and location of yourself or your vehicle at the time of the accident by "B-1" and the point of impact by "X".

NOTE: IF A DIAGRAM BELOW DOES NOT FIT THE SITUATION, ATTACH A PROPER DIAGRAM SIGNED BY CLAIMANT.



I HAVE READ THE FOREGOING CLAIM AND KNOW THE CONTENTS THEREOF; AND CERTIFY THAT THE SAME IS TRUE OF MY OWN KNOWLEDGE EXCEPT AS TO THOSE MATTERS WHICH ARE HEREIN STATED UPON MY INFORMATION AND BELIEF; AND AS TO THOSE MATTERS I BELIEVE THEM TO BE TRUE.

I CERTIFY (OR DECLARE) UNDER PENALTY OF PERJURY THAT THE FOREGOING IS TRUE AND CORRECT.

  
\_\_\_\_\_  
SIGNATURE OF CLAIMANT OR AGENT  
ACTING ON BEHALF OF CLAIMANT

Alan B. Blanco, Esq.  
\_\_\_\_\_  
TYPE OR PRINT NAME

10/15/2024  
\_\_\_\_\_  
DATE

Attorney for Claimant  
\_\_\_\_\_  
RELATIONSHIP TO CLAIMANT

NOTE: PRESENTATION OF A FALSE CLAIM IS A FELONY  
(CALIFORNIA PENAL CODE 72)

**City of Coalinga**

**Re: Mayra Teresa Garcia**

**How did the injury occur?**

On May 2, 2024 Ms. Garcia was crossing the street in front of 129 E. Elm Ave to board her vehicle. As she was crossing the street she tripped and fell hallway through due the cracked road and fell to the ground causing her serious injuries.

**What particular Act or Omission do you claim caused the injury or damages?**

The City created a dangerous condition by not properly maintaining public areas on 129 E. Elm Ave. This failure to maintain the area directly caused our client's injuries. Our client's injuries are of the kind reasonably foreseeable that would result from a dangerous road condition. 129 E. Elm Ave is under the care and jurisdiction of the City of Coalinga; as such, it is the City's responsibility to maintain.

Legal principles of *respondeat superior* apply to render government entities liable for their employees' torts. The public entity may be vicariously liable for injury proximately caused by its employee's act or omission (*i.e.* negligence) within the scope of employment if the act or omission would otherwise have given rise to a cause of action against the employee. The injury was proximately caused by the lack of road maintenance. The injuries suffered by our client are of a nature reasonably foreseeable from a negligently maintained premises.

A public entity is liable if the injury occurred on property that it owned or controlled. The injury our client suffered was proximately caused by the employee's failure to maintain the road conditions in a reasonable manner. These dangerous conditions was created by the employee's negligence. Additionally, the government entity had adequate prior notice of the condition and failed to rectify the condition.

**STAFF REPORT - CITY COUNCIL/SUCCESSOR AGENCY/PUBLIC FINANCE  
AUTHORITY**

**Subject:** Approve Comprehensive Fee Schedule for the Consumer Price Index (CPI)  
Update effective January 1, 2025

**Meeting Date:** Thursday, December 5, 2024

**From:** Sean Brewer, Interim City Manager

**Prepared by:** Mai Vang, Financial Services Director

---

**I. RECOMMENDATION:**

Financial Services Director and Interim City Manager are seeking direction on the approval of the Comprehensive Fee Schedule for the annual consumer price index (CPI) update effective January 1, 2025 as approved by Resolution No. 3789 on January 4, 2018 for development and other miscellaneous services.

**II. BACKGROUND:**

A fee is a charge imposed on an individual or business for a service that the individual or business chooses to receive. A fee may not exceed the estimated reasonable cost of providing the particular service or facility for which the fee is charged, plus overhead. Examples of fees included building permits, copy charges, and fire plan check fees.

Proposition 4, 13, 26, and 218 have placed both substantive and procedural limits on cities' ability to impose fees and charges. Collectively these constitutional amendments provide safeguards against taxes being imposed with a vote of the people.

Proposition 26 contains a more general articulation of the cost of service principle which includes a requirement that the local government bear the burden of proof that a levy, charge, or other exaction is not a tax, that the amount is no more than necessary to recover the reasonable costs of the government activity, and that the manner in which those costs are allocated to a customer bear a fair or reasonable relationship to the customer's burden on, or benefits received from, the governmental activity.

In 2017, a service cost study was performed by Willdan. The intent of the study was to determine the following in regard to those services:

1. What does it cost the City to provide these services?
2. What fee changes are necessary to achieve the City's policies on cost recovery?

The primary purpose of this review was to fairly and equitably set fees for the costs of providing such essential services to the individuals or organizations operating within the city proper. The goal is to neither make a profit on any service, nor unintentionally subsidize any fee-oriented area. The fee only applies to the individuals or organizations who requested for the service, as opposed to the public at large. It is generally accepted that recovery of costs should be in directly proportion to the individual/specific gain for services received. For example, private development activity that benefits specific individuals generally is expected to pay fees that reflect 100% cost recovery. There are circumstances and programs which typically justify a

subsidy such as youth, senior, and library services. The cost of these services is subsidized while the user receives benefits for which he or she does not fully pay.

Willdan developed a cost model based on "full cost," which includes direct and indirect costs, including support costs from other departments. Direct costs include salaries and benefits attributed to each service. Indirect costs are not readily identifiable with a direct operating program but rather, are incurred for a joint purpose that benefits more than one cost objective. Indirect costs include accounting, legal services, human resources and building maintenance.

The last Comprehensive Fee Schedule increase of 6.0% was approved in 2023, which only included Admin and Airport fees.

### III. DISCUSSION:

Resolution No. 3789 was passed on January 4, 2018 to authorize the City to adjust the fees based on the San Francisco area annual consumer price index (CPI) annually every January 1st. Since the annual CPI factor for the prior year is not available until the middle of January, staff is requesting to use the annualized CPI factor between the months of October to October to become effective every January 1st.

Two models were presented for review, selection and approval:

1. Model 1: CPI 2.4% Increase
  - a. Calendar year 2025 - 2.4% CPI increase
  - b. Finance
    - i. Reconnection Fee During Business Hours – Decrease from \$60.00 to \$50.00 in accordance with the Health and Safety Code 116914.
2. Model 2: CPI 0% Increase
  - a. Calendar year 2025 - 0% CPI increase
  - b. Finance
    - i. Reconnection Fee During Business Hours – Decrease from \$60.00 to \$50.00 in accordance with the Health and Safety Code 116914.

### IV. ALTERNATIVES:

Not approve the fee schedule and keep current fees in place.

### V. FISCAL IMPACT:

Revenues generated from the proposed fees are unable to be determine at this time due to the unknown variable of the volume of these services to be provided in the current fiscal year and upcoming years.

#### ATTACHMENTS:

File Name	Description
<input type="checkbox"/> 20241205_-_Coalinga_UF_Model_vCPI_Change_v1_All_CPI.pdf	Model 1 - CPI 2.4% increase with Finance update
<input type="checkbox"/> 20241205_-_Coalinga_UF_Model_vCPI_Change_v1_no_CPI.pdf	Model 2 - CPI 0% increase with Finance update

# Admin

Fee Group	Fee Description	Unit	Notes	Original Fee	CPI Increased Fee 2019	CPI Increased Fee 2020	CPI Increased Fee 2021	CPI Increased Fee 2022	CPI Increased Fee 2023	CPI Increased Fee 2024	CPI Increased Fee 2025
					3.9%	3.0%	1.1%	3.8%	6.0%	2.8%	2.4%
Admin	Copy Fee			\$0.25	\$0.26	\$0.27	\$0.27	\$0.28	\$0.30	\$0.31	\$0.31
Admin	FPCC Copy Fee			\$0.10	\$0.10	\$0.10	\$0.10	\$0.10	\$0.10	\$0.10	\$0.10
Admin	Research Fee			<b>Actual Cost</b>	<b>Actual Cost</b>	<b>Actual Cost</b>	<b>Actual Cost</b>	<b>Actual Cost</b>	<b>Actual Cost</b>	<b>Actual Cost</b>	<b>Actual Cost</b>
Admin	Public Records Search	per page	When allowable per CPRA	\$0.25 plus staff time including City Attorney	\$0.26 plus staff time including City Attorney	\$0.27 plus staff time including City Attorney	\$0.27 plus staff time including City Attorney	\$0.27 plus staff time including City Attorney	\$0.27 plus staff time including City Attorney	\$0.31 plus staff time including City Attorney	\$0.31 plus staff time including City Attorney

# Airport

Fee Group	Fee Description	Unit	Original Fee	CPI Increased Fee 2019 3.9%	CPI Increased Fee 2020 3.0%	CPI Increased Fee 2021 1.1%	CPI Increased Fee 2022 3.8%	CPI Increased Fee 2023 6.0%	CPI Increased Fee 2024 2.8%	CPI Increased Fee 2025 2.4%
	Tiedown Fee	per day	\$7.00	\$7.00	\$7.00	\$7.00	\$7.00	\$8.00	\$8.00	\$8.00
	Tiedown Fee	per month	\$30.00	\$31.00	\$32.00	\$32.00	\$34.00	\$36.00	\$37.00	\$37.00
	Vehicle Parking	per day	\$7.00	\$7.00	\$7.00	\$7.00	\$7.00	\$8.00	\$8.00	\$8.00
	Vehicle Parking	per month	\$30.00	\$31.00	\$32.00	\$32.00	\$34.00	\$36.00	\$37.00	\$37.00
	Hanger Lease	per month	\$115.00	\$119.00	\$123.00	\$124.00	\$129.00	\$137.00	\$141.00	\$144.00
	Film Fee - Minimum cost for use of the Airport Facility	per day	\$1,500.00	\$1,559.00	\$1,606.00	\$1,624.00	\$1,686.00	\$1,787.00	\$1,836.00	\$1,880.00
	Film Fee - Nominal water, power & sewer	per day	\$50.00	\$52.00	\$54.00	\$55.00	\$57.00	\$60.00	\$62.00	\$63.00
	Film Fee - Staff time	per hour	\$38.15	\$40.00	\$41.00	\$41.00	\$43.00	\$46.00	\$47.00	\$48.00

**Notes:**

Any other requested type of events not listed are based on fair market value for the event type and suggestion/input from the Federal Aviation Administration (FAA)



# Building

Fee Group	Fee Description	Unit	Notes	Original Fee	CPI Increased Fee 2019 3.9%	CPI Increased Fee 2020 3.0%	CPI Increased Fee 2021 1.1%	CPI Increased Fee 2022 3.8%	CPI Increased Fee 2023 0.0%	CPI Increased Fee 2024 0.0%	CPI Increased Fee 2025 2.4%
				NA	NA	NA	NA	NA	NA	NA	NA
Building Permit Issuance Fees	Plan Check Fee		of Building Permit Fee								
Building Permit Issuance Fees	Re-Roof with Sheathing (up to 2,300 square feet)			\$106.00	\$110.00	\$113.00	\$114.00	\$119.00	\$119.00	\$119.00	\$121.00
Building Permit Issuance Fees	Re-Roof with Sheathing (over 2,300 square feet)			\$126.00	\$131.00	\$135.00	\$136.00	\$142.00	\$142.00	\$142.00	\$145.00
Building Permit Issuance Fees	Swimming Pool (Residential)			\$139.00	\$144.00	\$148.00	\$150.00	\$155.00	\$155.00	\$155.00	\$159.00
Building Permit Issuance Fees	Swimming Pool (Commercial)			\$165.00	\$171.00	\$176.00	\$178.00	\$185.00	\$185.00	\$185.00	\$189.00
Building Permit Issuance Fees	Re-Inspection Fee			\$66.00	\$69.00	\$71.00	\$72.00	\$75.00	\$75.00	\$75.00	\$76.00
Building Permit Issuance Fees	Solar Plan Check (Residential)	per hour		\$66.00	\$69.00	\$71.00	\$72.00	\$75.00	\$75.00	\$75.00	\$76.00
Building Permit Issuance Fees	Solar Permit Issuance (Residential)			\$99.00	\$103.00	\$106.00	\$107.00	\$111.00	\$111.00	\$111.00	\$114.00
Building Permit Issuance Fees	Solar Permit Issuance (Commercial Roof Mount)			\$165.00	\$171.00	\$176.00	\$178.00	\$185.00	\$185.00	\$185.00	\$189.00
Building Permit Issuance Fees	Demolition Permit			\$77.00	\$80.00	\$82.00	\$83.00	\$86.00	\$86.00	\$86.00	\$88.00
Building Permit Issuance Fees	Administrative Fee (New Construction Only)			\$287.00	\$298.00	\$307.00	\$310.00	\$322.00	\$322.00	\$322.00	\$330.00
Building Permits	Commercial Solar Plan Review (Roof Mount)			\$126.00	\$131.00	\$135.00	\$136.00	\$142.00	\$142.00	\$142.00	\$145.00
Building Permits	Stucco			\$87.00	\$90.00	\$93.00	\$94.00	\$98.00	\$98.00	\$98.00	\$100.00
Building Permits	Gas Pressure Test (Reinspection Fee)			\$27.00	\$28.00	\$29.00	\$29.00	\$30.00	\$30.00	\$30.00	\$31.00
Strong Motion Instrumentation Fee (Earthquake Tax)- Applied to all permits	Residential Permits		Min fee \$.50	Multiply valuation by .0001	Multiply valuation by .0001	Multiply valuation by .0001	Multiply valuation by .0001	Multiply valuation by .0001	Multiply valuation by .0001	Multiply valuation by .0001	Multiply valuation by .0001
Strong Motion Instrumentation Fee (Earthquake Tax)- Applied to all permits	Commercial Permits		Min fee \$.50	Multiply valuation by .00021	Multiply valuation by .00021	Multiply valuation by .00021	Multiply valuation by .00021	Multiply valuation by .00021	Multiply valuation by .00021	Multiply valuation by .00021	Multiply valuation by .00021
Building Standards Administration Special Revolving Fund	Valuation Between 1 and 25,000			\$1.00	\$1.00	\$1.00	\$1.00	\$1.00	\$1.00	\$1.00	\$1.00
Building Standards Administration Special Revolving Fund	Valuation Between 25,000 and 50,000			\$2.00	\$2.00	\$2.00	\$2.00	\$2.00	\$2.00	\$2.00	\$2.00
Building Standards Administration Special Revolving Fund	Valuation Between 50,000 and 75,000			\$3.00	\$3.00	\$3.00	\$3.00	\$3.00	\$3.00	\$3.00	\$3.00
Building Standards Administration Special Revolving Fund	Valuation Between 75,000 and 100,000			\$4.00	\$4.00	\$4.00	\$4.00	\$4.00	\$4.00	\$4.00	\$4.00
Building Standards Administration Special Revolving Fund	Every 25,000 or fraction there of above 100,000			\$1.00	\$1.00	\$1.00	\$1.00	\$1.00	\$1.00	\$1.00	\$1.00
Electrical Permits	PERMIT ISSUANCE			\$32.80	\$34.10	\$35.10	\$35.50	\$36.80	\$36.80	\$36.80	\$37.70
Electrical Permits	SINGLE FAMILY RESIDENTIAL	per sq ft		\$0.07	\$0.10	\$0.10	\$0.10	\$0.10	\$0.10	\$0.10	\$0.11
Electrical Permits	MULTI-FAMILY RESIDENTIAL	per sq ft		\$0.06	\$0.10	\$0.10	\$0.10	\$0.10	\$0.10	\$0.10	\$0.11
Electrical Permits	RESIDENTIAL SWIMMING POOL			\$39.50	\$41.00	\$42.20	\$42.70	\$44.30	\$44.30	\$44.30	\$45.40
Electrical Permits	COMMERCIAL SWIMMING POOL			\$79.10	\$82.20	\$84.70	\$85.60	\$88.90	\$88.90	\$88.90	\$91.00
Electrical Permits	SERVICE PANEL <=200A			\$19.70	\$20.50	\$21.10	\$21.30	\$22.10	\$22.10	\$22.10	\$22.70
Electrical Permits	SERVICE PANEL >200A<=1000A			\$39.50	\$41.00	\$42.20	\$42.70	\$44.30	\$44.30	\$44.30	\$45.40
Electrical Permits	SERVICE PANEL >1000A			\$59.30	\$61.60	\$63.50	\$64.20	\$66.70	\$66.70	\$66.70	\$68.20
Electrical Permits	SERVICE PANEL (SOLAR)			\$30.00	\$31.20	\$32.10	\$0.00	\$33.70	\$33.70	\$33.70	\$34.50
Electrical Permits	OUTLETS/FIXTURES/SWITCH (FIRST 20)	per unit		\$1.95	\$2.00	\$2.10	\$2.10	\$2.20	\$2.20	\$2.20	\$2.30
Electrical Permits	OUTLETS/FIXTURES/SWITCH (20+)	per unit		\$0.95	\$1.00	\$1.00	\$1.00	\$1.00	\$1.00	\$1.00	\$1.10
Electrical Permits	SIGNS/MARQUEE (w/ Lights)			\$26.30	\$27.30	\$28.10	\$28.40	\$29.50	\$29.50	\$29.50	\$30.20
Electrical Permits	EACH ADD SIGN/MARQUEE			\$15.80	\$16.40	\$16.90	\$17.10	\$17.70	\$17.70	\$17.70	\$18.20
Electrical Permits	POWER APPARATUS <= 1HP			\$2.60	\$2.70	\$2.80	\$2.80	\$2.90	\$2.90	\$2.90	\$3.00
Electrical Permits	POWER APPARATUS > 1HP <= 10HP			\$7.90	\$8.20	\$8.40	\$8.50	\$8.80	\$8.80	\$8.80	\$9.00
Electrical Permits	POWER APPARATUS > 10HP <= 50HP			\$14.50	\$15.10	\$15.60	\$15.80	\$16.40	\$16.40	\$16.40	\$16.80
Electrical Permits	POWER APPARATUS > 50HP			\$29.00	\$30.10	\$31.00	\$31.30	\$32.50	\$32.50	\$32.50	\$33.30
Electrical Permits	ELECTRICAL PANEL			\$43.50	\$45.20	\$46.60	\$47.10	\$48.90	\$48.90	\$48.90	\$50.10
Electrical Permits	MISCELLANEOUS APPARATUS			\$29.00	\$30.10	\$31.00	\$31.30	\$32.50	\$32.50	\$32.50	\$33.30
Electrical Permits	TEMP POWER SERVICE POLE			\$43.50	\$45.20	\$46.60	\$47.10	\$48.90	\$48.90	\$48.90	\$50.10
Electrical Permits	TEMP POWER SERVICE DIST SYSTEM			\$7.90	\$8.20	\$8.40	\$8.50	\$8.80	\$8.80	\$8.80	\$9.00
Mechanical Permits	Permit Issuance			\$39.40	\$40.90	\$42.10	\$42.60	\$44.20	\$44.20	\$44.20	\$45.20
Mechanical Permits	FURNACE: <= 100,000 BTUH			\$13.10	\$13.60	\$14.00	\$14.20	\$14.70	\$14.70	\$14.70	\$15.00

# Building

Fee Group	Fee Description	Unit	Notes	Original Fee	CPI Increased	CPI Increased	CPI Increased	CPI Increased	CPI Increased	CPI Increased	CPI Increased
					Fee 2019	Fee 2020	Fee 2021	Fee 2022	Fee 2023	Fee 2024	Fee 2025
Mechanical Permits	FURNACE: => 100, 000 BTUH			\$19.70	\$20.50	\$21.10	\$21.30	\$22.10	\$22.10	\$22.10	\$22.70
Mechanical Permits	DUO PAC A/C			\$43.50	\$45.20	\$46.60	\$47.10	\$48.90	\$48.90	\$48.90	\$50.10
Mechanical Permits	EVAPORATIVE COOLER			\$26.30	\$27.30	\$28.10	\$28.40	\$29.50	\$29.50	\$29.50	\$30.20
Mechanical Permits	VENTILATION FAN			\$6.50	\$6.80	\$7.00	\$7.10	\$7.30	\$7.30	\$7.30	\$7.50
Mechanical Permits	COMMERCIAL HOOD			\$65.90	\$68.50	\$70.60	\$71.40	\$74.10	\$74.10	\$74.10	\$75.90
Mechanical Permits	AIR HANDLER < 10,000 CFM			\$6.50	\$6.80	\$7.00	\$7.10	\$7.30	\$7.30	\$7.30	\$7.50
Mechanical Permits	AIR HANDLER >= 10,000 CFM			\$11.80	\$12.30	\$12.70	\$12.80	\$13.30	\$13.30	\$13.30	\$13.60
Mechanical Permits	<= 3HP, COMPRESSOR/BOILER			\$13.10	\$13.60	\$14.00	\$14.20	\$14.70	\$14.70	\$14.70	\$15.00
Mechanical Permits	=>3HP <=15HP, COMP BOILER			\$19.70	\$20.50	\$21.10	\$21.30	\$22.10	\$22.10	\$22.10	\$22.70
Mechanical Permits	15HP <= 30HP, COMP/BOILER			\$26.30	\$27.30	\$28.10	\$28.40	\$29.50	\$29.50	\$29.50	\$30.20
Mechanical Permits	30HP <= 50HP, COMP/BOILER			\$32.90	\$34.20	\$35.20	\$35.60	\$36.90	\$36.90	\$36.90	\$37.80
Mechanical Permits	< 50HP, COMPRESSOR/BOILER			\$52.70	\$54.80	\$56.50	\$57.10	\$59.30	\$59.30	\$59.30	\$60.70
Mechanical Permits	APPLIANCE VENT			\$5.25	\$10.00	\$10.30	\$10.40	\$10.80	\$6.00	\$6.00	\$11.10
Mechanical Permits	Ducting		request before 5:30pm	\$26.30	\$27.30	\$28.10	\$28.40	\$29.50	\$29.50	\$29.50	\$30.20
Mechanical Permits	Air Purification Ventilation		request after 5:30pm	\$19.70	\$150.00	\$154.50	\$156.20	\$162.20	\$22.10	\$22.10	\$166.00
Plumbing Permits	Permit Issuance			\$39.40	\$40.90	\$42.10	\$42.60	\$44.20	\$44.20	\$44.20	\$45.20
Plumbing Permits	FIXTURE/TRAP	per unit		\$5.20	\$5.40	\$5.60	\$5.70	\$5.90	\$5.90	\$5.90	\$6.00
Plumbing Permits	REP / ALTER FIXTURE OR TRAP	per unit		\$3.90	\$4.10	\$4.20	\$4.20	\$4.40	\$4.40	\$4.40	\$4.50
Plumbing Permits	SEWAGE DISPOSAL SYSTEM			\$29.00	\$30.10	\$31.00	\$31.30	\$32.50	\$32.50	\$32.50	\$33.30
Plumbing Permits	WATER HEATER (RESIDENTIAL)			\$7.90	\$8.20	\$8.40	\$8.50	\$8.80	\$8.80	\$8.80	\$9.00
Plumbing Permits	WATER HEATER (COMMERCIAL)			\$26.30	\$27.30	\$28.10	\$28.40	\$29.50	\$29.50	\$29.50	\$30.20
Plumbing Permits	GAS PIPING			\$19.70	\$20.50	\$21.10	\$21.30	\$22.10	\$22.10	\$22.10	\$22.70
Plumbing Permits	WATER PIPING			\$13.10	\$13.60	\$14.00	\$14.20	\$14.70	\$14.70	\$14.70	\$15.00
Plumbing Permits	LAWN SPRINKLER SYSTEM			\$39.50	\$41.00	\$42.20	\$42.70	\$44.30	\$44.30	\$44.30	\$45.40
Plumbing Permits	LAWN SPRINKLER BACKFLOW DEVICE			\$13.10	\$13.60	\$14.00	\$14.20	\$14.70	\$14.70	\$14.70	\$15.00
Plumbing Permits	PUBLIC POOL			\$118.00	\$122.60	\$126.30	\$127.70	\$132.60	\$132.60	\$132.60	\$135.70
Plumbing Permits	PUBLIC SPA			\$118.00	\$122.60	\$126.30	\$127.70	\$132.60	\$132.60	\$132.60	\$135.70
Plumbing Permits	PRIVATE SWIMMING POOL			\$52.00	\$54.00	\$55.60	\$56.20	\$58.40	\$58.40	\$58.40	\$59.80
Plumbing Permits	PRIVATE SPA			\$52.00	\$54.00	\$55.60	\$56.20	\$58.40	\$58.40	\$58.40	\$59.80
Plumbing Permits	MISC APPLIANCE			\$13.10	\$13.60	\$14.00	\$14.20	\$14.70	\$14.70	\$14.70	\$15.00
Plumbing Permits	PRESSURE TEST			\$27.60	\$28.70	\$29.60	\$29.90	\$31.10	\$31.10	\$31.10	\$31.80
	Contract Environmental Markup		of Contract Price	24%	24%	24%	24%	24%	24%	24%	24%

# Building

\$2,001 - 25,000	\$159.68 for first \$3,000	plus \$21.25 for each additional \$1,000 or fraction thereof, to and including \$25,000
\$38,001 - 75,000	\$966.96 for first \$38,000	plus \$16.81 for each additional \$1,000 or fraction thereof, to and including \$75,000
\$3,001 - 38,000	\$179.42 for first \$3,000	plus \$23.87 for each additional \$1,000 or fraction thereof, to and including \$38,000
<b>Building Permit Fees (Schedule A2)- CPI Increase 2024</b>		<b>0.0%</b>
<b>Valuation</b>	<b>Fee</b>	
\$1 - \$800	\$60.89	
\$800 - \$3,000	\$60.89 for first \$800	plus \$5.39 for each additional \$100 or fraction thereof, to and including \$3,000
\$3,001 - 38,000	\$179.42 for first \$3,000	plus \$23.87 for each additional \$1,000 or fraction thereof, to and including \$38,000
\$38,001 - 75,000	\$1,014.98 for first \$38,000	plus \$17.65 for each additional \$1,000 or fraction thereof, to and including \$75,000
\$75,001 - \$150,000	\$1,667.89 for first \$75,000	plus \$12.09 for each additional \$1,000 or fraction thereof, to and including \$150,000
\$150,001 - \$750,000	\$2,574.70 for first \$150,000	plus \$9.67 for each additional \$1,000 or fraction thereof, to and including \$750,000
\$750,001 - \$1,500,000	\$8,378.29 for first \$750,000	plus \$8.20 for each additional \$1,000 or fraction thereof, to and including \$1,500,000
\$1,500,000 and up	\$14,531.65 for first \$1,500,000	plus \$7.44 for each additional \$1,000 or fraction thereof

<b>Building Permit Fees (Schedule A2)- CPI Increase 2025</b>		<b>2.4%</b>
<b>Valuation</b>	<b>Fee</b>	
\$1 - \$800	\$62.34	
\$800 - \$3,000	\$62.34 for first \$800	plus \$5.52 for each additional \$100 or fraction thereof, to and including \$3,000
\$3,001 - 38,000	\$183.71 for first \$3,000	plus \$24.44 for each additional \$1,000 or fraction thereof, to and including \$38,000
\$38,001 - 75,000	\$1,039.23 for first \$38,000	plus \$18.07 for each additional \$1,000 or fraction thereof, to and including \$75,000
\$75,001 - \$150,000	\$1,707.73 for first \$75,000	plus \$12.38 for each additional \$1,000 or fraction thereof, to and including \$150,000
\$150,001 - \$750,000	\$2,636.20 for first \$150,000	plus \$9.90 for each additional \$1,000 or fraction thereof, to and including \$750,000
\$750,001 - \$1,500,000	\$8,578.43 for first \$750,000	plus \$8.40 for each additional \$1,000 or fraction thereof, to and including \$1,500,000
\$1,500,000 and up	\$14,878.78 for first \$1,500,000	plus \$7.67 for each additional \$1,000 or fraction thereof

# Finance

Fee Group	Fee Description	Unit	Notes	No CPI applied to	
				Original Fee	fees
	Annual Business Tax Certificate			\$25.00	\$25.00
	Transfer for Business Tax Certificate			\$25.00	\$25.00
	Duplicate Business Tax Certificate			\$25.00	\$25.00
	Non-Payment of Annual Business Tax Certificate		of the Tax Delinquent + 1.5% Interest	\$0.25	\$0.25
License Fees per quarter (based on monthly sales)	Less than \$1,000.00			\$7.50	\$7.50
License Fees per quarter (based on monthly sales)	\$1,000.00 to \$1,999.99			\$12.50	\$12.50
License Fees per quarter (based on monthly sales)	\$2,000.00 to \$2,999.99			\$15.00	\$15.00
License Fees per quarter (based on monthly sales)	\$3,000.00 to \$4,999.99			\$20.00	\$20.00
License Fees per quarter (based on monthly sales)	\$5,000.00 and over		plus \$.50 per month for each increase of \$1,000.00	\$20.00	\$20.00
Specific Business Rates	Theatres, Minstrels, Opera, or Concert (Less than one month)	per day		\$10.00	\$10.00
Specific Business Rates	Theatres, Minstrels, Opera, or Concert (one month)	per month		\$20.00	\$20.00
Specific Business Rates	Theatres, Minstrels, Opera, or Concert (quarter year)	per quarter		\$20.00	\$20.00
Specific Business Rates	Circus, Caravan, Menagerie or side show	per day		\$150.00	\$150.00
Specific Business Rates	Parading	per day		\$75.00	\$75.00
Specific Business Rates	Carnivals		plus \$25.00 per day per ferris wheel	\$150.00	\$150.00
Specific Business Rates	Fortune Telling, Palmistry	per day		\$25.00	\$25.00
Specific Business Rates	Boxing and Sporting Matches	per match		\$10.00	\$10.00
Specific Business Rates	Shooting Gallery	per quarter	per table, alley, or lane	\$5.00	\$5.00
Specific Business Rates	Billiards, Pool Tables, Bowling			\$5.00	\$5.00
Specific Business Rates	Dances	per dance		\$10.00	\$10.00
Specific Business Rates	Hotels (not more than 15 bedrooms)	per quarter		\$15.00	\$15.00
Specific Business Rates	Hotels (16-25 bedrooms)	per quarter		\$20.00	\$20.00
Specific Business Rates	Hotels (more than 25 bedrooms)	per quarter		\$2.50	\$2.50
Specific Business Rates	Rooming House (no more than 5 furnished rooms)	per quarter		\$5.00	\$5.00
Specific Business Rates	Rooming House (6-25 furnished rooms)	per quarter		\$10.00	\$10.00
Specific Business Rates	Rooming House (More than 25 furnished rooms)	per quarter		\$10.00	\$10.00
Specific Business Rates	Brokerage Business	per quarter		\$5.00	\$5.00
Specific Business Rates	Rent and Debt Collector	per quarter		\$10.00	\$10.00
Specific Business Rates	Attorneys at law	per quarter		\$10.00	\$10.00
Specific Business Rates	Physician or Surgeon	per quarter		\$10.00	\$10.00

# Finance

Fee Group	Fee Description	Unit	Notes	No CPI applied to	
				Original Fee	fees
Specific Business Rates	Dentists	per quarter		\$10.00	\$10.00
Specific Business Rates	Undertakers	per quarter		\$10.00	\$10.00
Specific Business Rates	Service Station			based upon gross sales	based upon gross sales
Specific Business Rates	Sale of Motor Vehicles	per quarter		\$100.00	\$100.00
Specific Business Rates	Auctions	per day		\$25.00	\$25.00
Specific Business Rates	Auctioneer for hire	per day		\$3.00	\$3.00
Specific Business Rates	Garages			based upon gross sales	based upon gross sales
Specific Business Rates	Printers	per quarter		\$10.00	\$10.00
Specific Business Rates	Handbill Distributers	per quarter		\$10.00	\$10.00
Specific Business Rates	Peddlers	per day		\$60.00	\$60.00
Specific Business Rates	Horned Toad Derby Temporary Business License	per day		\$25.00	\$25.00
Specific Business Rates	Vending of Musical Instruments	per quarter		\$25.00	\$25.00
Specific Business Rates	Pawn Shops	per quarter		\$25.00	\$25.00
Specific Business Rates	Freight Business	per quarter	per vehicle	\$5.00	\$5.00
Specific Business Rates	Barber and Beauty Shops	per quarter	per chair	\$5.00	\$5.00
Specific Business Rates	House Movers	per house		\$20.00	\$20.00
Specific Business Rates	Hospitals (for profit)	per quarter		\$7.50	\$7.50
Specific Business Rates	Hospitals (not-for-profit)		exempt		\$0.00
Specific Business Rates	Shore Repair	per quarter		\$2.50	\$2.50
Specific Business Rates	Tailoring	per quarter		\$2.50	\$2.50
Specific Business Rates	Soliciting of Pictures	per year		\$100.00	\$100.00
Specific Business Rates	Public Utility Company	per quarter		\$5.00	\$5.00
Specific Business Rates	Contractors	per year		\$50.00	\$50.00
Specific Business Rates	Gaming Establishments (gaming tables)	per quarter	per table	\$25.00	\$25.00
Specific Business Rates	Gaming Establishments (slot machines)	per quarter	per machine	\$25.00	\$25.00
Delinquent Account Fees (utilities)	Late Fee		Minimum Fee \$2.50	5% per month	5% per month
Delinquent Account Fees (utilities)	Shut-Off Notice Process Fee			\$10.00	\$10.00
Delinquent Account Fees (utilities)	Reconnection Fee During Business Hours		request before 5:30pm	\$60.00	\$50.00
Delinquent Account Fees (utilities)	Reconnection Fee After Business Hours		request after 5:30pm	\$150.00	\$150.00
Delinquent Account Fees (utilities)	Meter Tampering Fee			\$300.00	\$300.00
Delinquent Account Fees (utilities)	Unauthorized Connection Fee			\$300.00	\$300.00
Delinquent Account Fees (utilities)	Return check Fee			\$25.00	\$25.00
Delinquent Account Fees (utilities)	Missed Appointment Fee After Second Time			\$20.00	\$20.00
	Credit Card pass thru			\$2.95	\$2.95

# Fire

Fee Group	Fee Description	Original Fee	CPI Increased	CPI Increased	CPI Increased	CPI Increased	CPI Increased	CPI Increased	CPI Increased
			Fee 2019 3.9%	Fee 2020 3.0%	Fee 2021 1.1%	Fee 2022 3.8%	Fee 2023 0.0%	Fee 2024 0.0%	Fee 2025 2.4%
Fire Plan Check Fees	Fire Hood / Duct Plan Check and Inspection Fee	\$299.00	\$311.00	\$320.00	\$324.00	\$336.00	\$336.00	\$336.00	\$344.00
Fire Plan Check Fees	Fire Alarm Plan Check and Inspection (+ Device)	\$358.00	\$372.00	\$383.00	\$387.00	\$402.00	\$402.00	\$402.00	\$412.00
Fire Plan Check Fees	Per Device	\$2.00	\$2.00	\$2.00	\$2.00	\$2.00	\$2.00	\$2.00	\$2.00
Fire Plan Check Fees	Fire Sprinkler Plan Check and Inspection - NFPA 13D Systems	\$358.00	\$372.00	\$383.00	\$387.00	\$402.00	\$402.00	\$402.00	\$412.00
Fire Plan Check Fees	Fire Sprinkler Plan Check and Inspection - NFPA 13D Subdivision (per model)	\$239.00	\$248.00	\$256.00	\$259.00	\$269.00	\$269.00	\$269.00	\$275.00
Fire Plan Check Fees	Fire Sprinkler Plan Check and Inspection - NFPA 13D Subdivision (per permit)	\$119.00	\$124.00	\$128.00	\$129.00	\$134.00	\$134.00	\$134.00	\$138.00
Fire Plan Check Fees	Fire Sprinkler Plan Check and Inspection NFPA 13 or 13R Systems (Base Fee + Number Heads + Floor/Riser)	\$437.00	\$454.00	\$468.00	\$473.00	\$491.00	\$491.00	\$491.00	\$503.00
Fire Plan Check Fees	Heads 1-99	\$119.00	\$124.00	\$128.00	\$129.00	\$134.00	\$134.00	\$134.00	\$138.00
Fire Plan Check Fees	Heads 100-199	\$239.00	\$248.00	\$256.00	\$259.00	\$269.00	\$269.00	\$269.00	\$275.00
Fire Plan Check Fees	Heads 200 or more (Each additional head over 199 + 199 Head Fee)	\$0.50	\$0.52	\$0.54	\$0.54	\$0.56	\$0.56	\$0.56	\$0.58
Fire Plan Check Fees	Each Floor / Riser over 1	\$119.00	\$124.00	\$128.00	\$129.00	\$134.00	\$134.00	\$134.00	\$138.00
Fire Plan Check Fees	Fire Plan Check Fee	NA	NA	NA	NA	NA	\$208.00	\$208.00	\$213.00
Fire Plan Check Fees	Fire Plan Check Fee for Inspections for NFPA 13 or 13R Systems	NA	NA	NA	NA	NA	\$257.00	\$257.00	\$263.00
Fire Plan Check Fees	Stationary Fire Pump	\$478.00	\$497.00	\$512.00	\$518.00	\$537.00	\$537.00	\$537.00	\$550.00
Fire Plan Check Fees	Site Plan Review	\$119.00	\$124.00	\$128.00	\$129.00	\$134.00	\$134.00	\$134.00	\$138.00
Fire Plan Check Fees	Fire Main, 3 or less Hydrants	\$239.00	\$249.00	\$257.00	\$260.00	\$270.00	\$270.00	\$270.00	\$276.00
Fire Plan Check Fees	Fire Main, 4 or more Hydrants (Base Fee + per hydrant)	\$239.00	\$249.00	\$257.00	\$260.00	\$270.00	\$270.00	\$270.00	\$276.00
Fire Plan Check Fees	Per Hydrant over 3	\$59.00	\$62.00	\$64.00	\$65.00	\$67.00	\$67.00	\$67.00	\$69.00
Fire Plan Check Fees	Deferred Submittal Request	\$119.00	\$124.00	\$128.00	\$129.00	\$134.00	\$134.00	\$134.00	\$138.00
Fire Plan Check Fees	Spray Booth / Paint Room (Not including Fire Prot) System)	\$119.00	\$124.00	\$128.00	\$129.00	\$134.00	\$134.00	\$134.00	\$138.00
Fire Plan Check Fees	Re-Submittal Fee (Each, after First resubmittal or After plan approval)	\$119.00	\$124.00	\$128.00	\$129.00	\$134.00	\$134.00	\$134.00	\$138.00
Tenant Improvements (TI)	Tenant Improvements Sprinkler Plan Check - Install or Relocate 7 Heads or more	\$239.00	\$249.00	\$257.00	\$260.00	\$270.00	\$270.00	\$270.00	\$276.00
Tenant Improvements (TI)	Tenant Improvements Sprinkler Plan Check - Install or Relocate Less than 7 Heads	\$119.00	\$124.00	\$128.00	\$129.00	\$134.00	\$134.00	\$134.00	\$138.00
Tenant Improvements (TI)	Onsite Sprinkler or Hydrant Mains Flush and Pressure Check (Underground System)	\$89.00	\$93.00	\$96.00	\$97.00	\$101.00	\$101.00	\$101.00	\$103.00
Tenant Improvements (TI)	Overhead System Pressure Test	\$119.00	\$124.00	\$128.00	\$129.00	\$134.00	\$134.00	\$134.00	\$138.00
Tenant Improvements (TI)	5 Year Certification Sprinkler Test	\$119.00	\$124.00	\$128.00	\$129.00	\$134.00	\$134.00	\$134.00	\$138.00
Tenant Improvements (TI)	US - Antifreeze System	\$239.00	\$249.00	\$257.00	\$260.00	\$270.00	\$270.00	\$270.00	\$276.00
Tenant Improvements (TI)	US - Foam Systems	\$239.00	\$249.00	\$257.00	\$260.00	\$270.00	\$270.00	\$270.00	\$276.00
Tenant Improvements (TI)	US - Fire Pump	\$358.00	\$373.00	\$384.00	\$388.00	\$403.00	\$403.00	\$403.00	\$413.00
Tenant Improvements (TI)	US - Medical Gas	\$239.00	\$249.00	\$257.00	\$260.00	\$270.00	\$270.00	\$270.00	\$276.00
Tenant Improvements (TI)	Fire Standpipe System	\$119.00	\$124.00	\$128.00	\$129.00	\$134.00	\$134.00	\$134.00	\$138.00
Fire Code Enforcement Inspections	Commercial Annual Fire Inspection	NA	NA	NA	NA	\$109.00	\$109.00	\$109.00	\$111.00
Fire Code Enforcement Inspections	Non Compliant Citation - Fire Code, Building Code, or Municipal Code (First Citation)	\$100.00	\$104.00	\$107.00	\$108.00	\$112.00	\$112.00	\$112.00	\$115.00
Fire Code Enforcement Inspections	Non Compliant Citation - Fire Code, Building Code, or Municipal Code (Second Citation)	\$500.00	\$520.00	\$536.00	\$542.00	\$563.00	\$563.00	\$563.00	\$576.00

# Fire

Fee Group	Fee Description	Original Fee	CPI Increased Fee 2019 3.9%	CPI Increased Fee 2020 3.0%	CPI Increased Fee 2021 1.1%	CPI Increased Fee 2022 3.8%	CPI Increased Fee 2023 0.0%	CPI Increased Fee 2024 0.0%	CPI Increased Fee 2025 2.4%
Fire Code Enforcement Inspections	Non Compliant Citation - Fire Code, Building Code, or Municipal Code (Third Citation)	\$1,000.00	\$1,039.00	\$1,070.00	\$1,082.00	\$1,123.00	\$1,123.00	\$1,123.00	\$1,150.00
Fire Code Enforcement Inspections	False Alarm Response (First)	no charge	no charge	no charge	no charge	no charge	no charge	no charge	no charge
Fire Code Enforcement Inspections	False Alarm Response (Second)	no charge	no charge	no charge	no charge	no charge	no charge	no charge	no charge
Fire Code Enforcement Inspections	False Alarm Response (Third)	\$100.00	\$104.00	\$107.00	\$108.00	\$112.00	\$112.00	\$112.00	\$115.00
Fire Code Enforcement Inspections	False Alarm Response (Fourth)	\$200.00	\$208.00	\$214.00	\$216.00	\$225.00	\$225.00	\$225.00	\$230.00
Fire Code Enforcement Inspections	False Alarm Response (Fifth)	\$400.00	\$416.00	\$429.00	\$434.00	\$450.00	\$450.00	\$450.00	\$461.00
Fire Code Enforcement Inspections	State Mandated 850 Inspection for Licensing and Certification (per hour - 3/4 Hour minimum)	\$119.00	\$124.00	\$128.00	\$129.00	\$134.00	\$134.00	\$134.00	\$138.00
Fire Code Enforcement Inspections	Fire Report	\$15.00	\$16.00	\$16.00	\$16.00	\$17.00	\$17.00	\$17.00	\$17.00
Fire Code Enforcement Inspections	Hydrant Testing, Inspect and Flow	\$105.00	\$110.00	\$113.00	\$114.00	\$119.00	\$119.00	\$119.00	\$121.00
Fire Code Enforcement Inspections	Special Hazard Use Permit	\$119.00	\$124.00	\$128.00	\$129.00	\$134.00	\$134.00	\$134.00	\$138.00
Fire Code Enforcement Inspections	Tank Installation/Removal Permit	\$239.00	\$249.00	\$257.00	\$260.00	\$270.00	\$270.00	\$270.00	\$276.00
Fire Code Enforcement Inspections	Tank Plan Review	\$239.00	\$249.00	\$257.00	\$260.00	\$270.00	\$270.00	\$270.00	\$276.00
Fire Code Enforcement Inspections	Tents, Canopies, or Temporary Membrane Structures	\$119.00	\$124.00	\$128.00	\$129.00	\$134.00	\$134.00	\$134.00	\$138.00
Fire Code Enforcement Inspections	Burn Permit	no charge	no charge	no charge	no charge	no charge	no charge	no charge	no charge
Fire Code Enforcement Inspections	Permitted Control Burn Escape Response	A/C	A/C	A/C	A/C	A/C	A/C	A/C	A/C
Fire Code Enforcement Inspections	Illegal Burn Charges	A/C	A/C	A/C	A/C	A/C	A/C	A/C	A/C
Fire Code Enforcement Inspections	Right-of-way Clean Up	A/C	A/C	A/C	A/C	A/C	A/C	A/C	A/C
Fire Code Enforcement Inspections	Fireworks Stand Permit and Inspection	\$132.00	\$137.00	\$141.00	\$143.00	\$148.00	\$148.00	\$148.00	\$152.00
Fire Code Enforcement Inspections	Public Fireworks Display Permit	\$132.00	\$137.00	\$141.00	\$143.00	\$148.00	\$148.00	\$148.00	\$152.00
Fire Code Enforcement Inspections	Public Fireworks Display Engine Company Standby	A/C	A/C	A/C	A/C	A/C	A/C	A/C	A/C
Fire Code Enforcement Inspections	Carnivals/Fairs Permit and Inspection	\$358.00	\$373.00	\$384.00	\$388.00	\$403.00	\$403.00	\$403.00	\$413.00
Fire Code Enforcement Inspections	Special Event	\$29.00	\$30.00	\$31.00	\$31.00	\$50.00	\$50.00	\$50.00	\$50.00
Fire Code Enforcement Inspections	Bonfire Permit and Inspection	\$119.00	\$124.00	\$10.00	\$10.00	\$10.00	\$10.00	\$134.00	\$11.00
Fire Code Enforcement Inspections	Haunted Houses	\$119.00	\$124.00	\$128.00	\$129.00	\$134.00	\$134.00	\$134.00	\$138.00
Court Appearance or Deposition	Fee for Civil Case Appearance (Actual Cost)	A/C	A/C	\$150.00	\$152.00	\$157.00	\$157.00	A/C	\$161.00
Legal Processing Fee	Fee for Civil Case Subpoena of Records, whether records found or not (per Hour, 15 Minute Increments)	\$38.00	\$40.00	\$41.00	\$41.00	\$43.00	\$43.00	\$43.00	\$44.00
Legal Processing Fee	Copy per page	\$0.10	\$0.10	\$0.10	\$0.10	\$0.10	\$0.10	\$0.10	\$0.10
Legal Processing Fee	Postage (Actual Cost)	A/C	A/C	A/C	A/C	A/C	A/C	A/C	A/C
Other Plan Check / Inspection	Per Hour	\$119.00	\$124.00	\$128.00	\$129.00	\$134.00	\$134.00	\$134.00	\$138.00
Inspection Fee	Overtime Inspection / Review - After normal business hours (2 hour minimum)	\$179.00	\$186.00	\$192.00	\$194.00	\$202.00	\$202.00	\$202.00	\$206.00
Fire Code Enforcement	Citation - First Violation of Fire Code, Building Code, or Municipal Code	\$100.00	\$104.00	\$107.00	\$108.00	\$112.00	\$112.00	\$112.00	\$115.00
Fire Code Enforcement	Citation - Second Violation of Fire Code, Building Code, or Municipal Code	\$500.00	\$520.00	\$536.00	\$542.00	\$563.00	\$563.00	\$563.00	\$576.00
Fire Code Enforcement	Citation - Third Violation of Fire Code, Building Code, or Municipal Code	\$1,000.00	\$1,039.00	\$1,070.00	\$1,082.00	\$1,123.00	\$1,123.00	\$1,123.00	\$1,150.00
File Search	Providing Research, Etc (30 Minute Minimum)	\$38.00	\$40.00	\$41.00	\$41.00	\$43.00	\$43.00	\$43.00	\$44.00
File Search	Copy per page	\$0.10	\$0.10	\$0.10	\$0.10	\$0.10	\$0.10	\$0.10	\$0.10

# Cannabis

Fee Description	Unit	Notes	Original Fee	CPI Increased Fee	CPI Increased Fee	CPI Increased Fee	CPI Increased Fee
			2021	2022	2023	2024	2025
				3.8%	0.0%	0.0%	2.4%
Pre-Application	per application		\$525.00	\$545.00	\$545.00	\$545.00	\$560.00
Regulatory Permit Application	per application		\$2,744.00	\$2,849.00	\$2,849.00	\$2,849.00	\$2,928.00
Annual Commercial Cannabis Regulatory Permit (All Types)	per permit	Annual fee charged per permit	\$8,576.00	\$8,904.00	\$8,904.00	\$8,904.00	\$9,150.00
Annual Commercial Cannabis Regulatory Permit - Cultivation	per permit	additional fee per 20,000 canopy sq. ft. increment (indoor/outdoor)	\$329.00	\$342.00	\$342.00	\$342.00	\$351.00
Annual Regulatory Permit Renewal	per application		\$406.00	\$422.00	\$422.00	\$422.00	\$434.00
Employee Permit - Background and Livescan	per employee		\$606.00	\$629.00	\$629.00	\$629.00	\$646.00
Employee Permit Renewal	per employee		\$43.00	\$45.00	\$45.00	\$45.00	\$46.00
Employee Badge Replacement	per employee		\$29.00	\$30.00	\$30.00	\$30.00	\$31.00
Employee Transfer	per employee		\$29.00	\$30.00	\$30.00	\$30.00	\$31.00
Ink Fingerprint Rolling	per owner		\$44.00	\$46.00	\$46.00	\$46.00	\$47.00
Livescan Rolling	per owner		\$55.00	\$57.00	\$57.00	\$57.00	\$59.00
Livescan Processing Renewal	per owner		\$29.00	\$30.00	\$30.00	\$30.00	\$31.00



# Planning

Fee Group	Fee Description	Unit	Notes	Original Fee	CPI Increased Fee 2019 3.9%	CPI Increased Fee 2020 3.0%	CPI Increased Fee 2021 1.1%	CPI Increased Fee 2022 3.8%	CPI Increased Fee 2023 0.0%	CPI Increased Fee 2024 0.0%	CPI Increased Fee 2025 2.4%
	Determination of Unspecified Uses		Deposit, plus A/C	\$615.00	\$639.00	\$658.00	\$665.00	\$691.00	\$691.00	\$691.00	\$710.00
	Zone Text Amendments		Deposit, plus A/C	\$1,258.00	\$1,307.00	\$1,347.00	\$1,362.00	\$1,414.00	\$1,414.00	\$1,414.00	\$1,453.00
	Re-Zoning		Deposit, plus A/C	\$1,969.00	\$2,047.00	\$2,109.00	\$2,132.00	\$2,214.00	\$2,214.00	\$2,214.00	\$2,275.00
	Conditional Use Permit		Deposit, plus A/C	\$1,767.00	\$1,836.00	\$1,892.00	\$1,913.00	\$1,986.00	\$1,986.00	\$1,986.00	\$2,041.00
	Home Occupation Permits		Deposit, plus A/C	\$110.00	\$115.00	\$118.00	\$119.00	\$124.00	\$124.00	\$124.00	\$127.00
	Variance		Deposit, plus A/C	\$516.00	\$537.00	\$553.00	\$559.00	\$580.00	\$580.00	\$580.00	\$596.00
	Modification/Revocation of Conditional Use Permit/Variance		Deposit, plus A/C	\$1,220.00	\$1,268.00	\$1,306.00	\$1,320.00	\$1,371.00	\$1,371.00	\$1,371.00	\$1,409.00
	Minor Deviations to Ordinance/Standards		Deposit, plus A/C	\$279.00	\$290.00	\$299.00	\$302.00	\$314.00	\$314.00	\$314.00	\$323.00
	Site Plan Review		Deposit, plus A/C	\$1,227.00	\$1,276.00	\$1,315.00	\$1,330.00	\$1,380.00	\$1,380.00	\$1,380.00	\$1,418.00
	Tentative Subdivision Map		Deposit, plus A/C	\$1,465.00	\$1,522.00	\$1,568.00	\$1,585.00	\$1,646.00	\$1,646.00	\$1,646.00	\$1,691.00
	Revised Tentative Subdivision Map		Deposit, plus A/C	\$1,039.00	\$1,080.00	\$1,113.00	\$1,125.00	\$1,168.00	\$1,168.00	\$1,168.00	\$1,200.00
	Final Map		Deposit, plus A/C	\$696.00	\$724.00	\$746.00	\$754.00	\$783.00	\$783.00	\$783.00	\$805.00
	Revised Final Map		Deposit, plus A/C	\$390.00	\$405.00	\$417.00	\$422.00	\$438.00	\$438.00	\$438.00	\$450.00
	Tentative Parcel Map		Deposit, plus A/C	\$1,032.00	\$1,073.00	\$1,105.00	\$1,117.00	\$1,160.00	\$1,160.00	\$1,160.00	\$1,192.00
	Revision to Acreage Map		Deposit, plus A/C	\$318.00	\$331.00	\$341.00	\$345.00	\$358.00	\$358.00	\$358.00	\$368.00
	Parcel Map Waiver		Deposit, plus A/C	\$486.00	\$505.00	\$520.00	\$526.00	\$546.00	\$546.00	\$546.00	\$561.00
	Lot Line Adjustment		Deposit, plus A/C	\$390.00	\$406.00	\$418.00	\$423.00	\$439.00	\$439.00	\$439.00	\$451.00
	Certificate of Compliance		Deposit, plus A/C	\$177.00	\$185.00	\$191.00	\$193.00	\$200.00	\$200.00	\$200.00	\$206.00
	General Plan Amendments		Deposit, plus A/C	\$1,930.00	\$2,005.00	\$2,066.00	\$2,089.00	\$2,169.00	\$2,169.00	\$2,169.00	\$2,228.00
	Annexation		Deposit, plus A/C	\$2,522.00	\$2,621.00	\$2,700.00	\$2,730.00	\$2,834.00	\$2,834.00	\$2,834.00	\$2,912.00
	Appeal Decision of Planning Director		Deposit, plus A/C	\$259.00	\$269.00	\$277.00	\$280.00	\$291.00	\$291.00	\$291.00	\$299.00
	Temporary Use Permit		Deposit, plus A/C	\$197.00	\$205.00	\$211.00	\$213.00	\$221.00	\$221.00	\$221.00	\$228.00
	Sign Permit			\$78.00	\$82.00	\$84.00	\$85.00	\$88.00	\$88.00	\$88.00	\$91.00
	General Plan Colored Map			\$21.00	\$23.00	\$24.00	\$24.00	\$25.00	\$25.00	\$25.00	\$26.00
	Contract Environmental Documentation & Master Plans		of Contract Amount	24%	24%	24%	24%	24%	24%	24%	24%
	Zoning Map			\$13.00	\$14.00	\$14.00	\$14.00	\$15.00	\$15.00	\$15.00	\$15.00
	Environmental Documents - Public Review			\$26.00	\$27.00	\$28.00	\$28.00	\$29.00	\$29.00	\$29.00	\$30.00
	City standards and Specifications			\$13.00	\$14.00	\$14.00	\$14.00	\$15.00	\$15.00	\$15.00	\$15.00
	Misc. Copies		per page	\$0.25	\$0.26	\$0.27	\$0.27	\$0.28	\$0.30	\$0.31	\$0.31
	Non-Conforming Use Letter			\$132.00	\$138.00	\$142.00	\$144.00	\$0.10	\$0.10	\$149.00	\$153.00
Improvement Engineering, Plan Checking and Construction Inspection Fees.	First \$70,000 of estimated improvement fees		% of Impr. Cost	6%	6%	6%	6%	6%	7%	7%	7%
Improvement Engineering, Plan Checking and Construction Inspection Fees.	Next \$430,000 of estimated improvement cost		% of Impr. Cost	4%	4%	4%	4%	4%	4%	4%	4%
Improvement Engineering, Plan Checking and Construction Inspection Fees.	Next \$500,000 of estimated improvement cost		% of Impr. Cost	2%	2%	2%	2%	2%	2%	2%	2%
Improvement Engineering, Plan Checking and Construction Inspection Fees.	Over \$1,000,000 of estimated improvement cost		% of Impr. Cost	1%	1%	1%	1%	1%	1%	1%	1%
	Zoning Certification		per hour Reimbursed at hourly rate	\$68.00	\$71.00	\$73.00	\$74.00	\$77.00	\$77.00	\$77.00	\$79.00
	Environmental Review (Notice of Exemption)			\$136.00	\$142.00	\$146.00	\$148.00	\$153.00	\$153.00	\$153.00	\$157.00
	Environmental Review (ND/MND/EIR)			\$646.00	\$672.00	\$692.00	\$700.00	\$726.00	\$726.00	\$726.00	\$746.00
	Environmental Review (ND/MND/EIR) Contract Administrative Fee		of Contract Amount	15%	15%	15%	15%	15%	15%	15%	15%
	Master Sign Permit			\$248.00	\$258.00	\$266.00	\$269.00	\$279.00	\$279.00	\$279.00	\$287.00
	Second Residential Unit			\$130.00	\$135.00	\$139.00	\$141.00	\$146.00	\$146.00	\$146.00	\$150.00
	Landscape Plan Check		15% of Contract Cost	\$100.00	\$104.00	\$107.00	\$108.00	\$112.00	\$112.00	\$112.00	\$115.00
	Development Agreements		Plus Actual Cost	\$493.00	\$513.00	\$529.00	\$535.00	\$555.00	\$555.00	\$555.00	\$571.00
	Revised Parcel Map		Plus Actual Cost	\$562.00	\$585.00	\$603.00	\$610.00	\$633.00	\$633.00	\$633.00	\$650.00

# Planning

Fee Group	Fee Description	Unit	Notes	Original Fee	CPI Increased Fee 2019 3.9%	CPI Increased Fee 2020 3.0%	CPI Increased Fee 2021 1.1%	CPI Increased Fee 2022 3.8%	CPI Increased Fee 2023 0.0%	CPI Increased Fee 2024 0.0%	CPI Increased Fee 2025 2.4%
	Residential Plot Plan Review			\$41.00	\$43.00	\$44.00	\$44.00	\$46.00	\$46.00	\$46.00	\$47.00
	Administrative Site Plan Review		Plus Actual Cost	\$493.00	\$513.00	\$529.00	\$535.00	\$555.00	\$555.00	\$555.00	\$571.00
	General Plan Conformity Finding			\$248.00	\$258.00	\$266.00	\$269.00	\$279.00	\$279.00	\$279.00	\$287.00
	Density Bonus			\$137.00	\$143.00	\$147.00	\$149.00	\$154.00	\$154.00	\$154.00	\$159.00
	Tentative Subdivision Map (Condominium)		Plus Actual Cost	\$1,223.00	\$1,272.00	\$1,311.00	\$1,325.00	\$1,376.00	\$1,376.00	\$1,376.00	\$1,414.00

**Notes:**

Deposits determined by department based on scope of work

# Police

Fee Group	Fee Description	Original Fee	CPI Increased Fee 2019 3.9%	CPI Increased Fee 2020 3.0%	CPI Increased Fee 2021 1.1%	CPI Increased Fee 2022 3.8%	CPI Increased Fee 2023 0.0%	CPI Increased Fee 2024 0.0%	CPI Increased Fee 2025 2.4%
			Vehicle Release	\$44.00	\$46.00	\$47.00	\$48.00	\$49.00	\$49.00
	Clearance Letter	\$48.00	\$50.00	\$52.00	\$53.00	\$55.00	\$55.00	\$55.00	\$56.00
	Repo Administrative Fee	\$26.00	\$27.00	\$28.00	\$28.00	\$29.00	\$29.00	\$29.00	\$30.00
	Fingerprints	\$15.00	\$16.00	\$16.00	\$16.00	\$17.00	\$17.00	\$17.00	\$17.00
	Copy of Citation	\$26.00	\$27.00	\$28.00	\$28.00	\$29.00	\$29.00	\$29.00	\$30.00
	DUI Recovery	\$102.00	\$106.00	\$109.00	\$110.00	\$114.00	\$114.00	\$114.00	\$118.00
	Copy of Report	\$48.00	\$50.00	\$52.00	\$53.00	\$55.00	\$55.00	\$55.00	\$56.00
	Bicycle License Renewal	\$1.00	\$1.00	\$1.00	\$1.00	\$1.00	\$1.00	\$1.00	\$1.00
	Bicycle License 3 Years	\$5.00	\$5.00	\$5.00	\$5.00	\$5.00	\$5.00	\$5.00	\$5.00
	Copy of Report	\$48.00	\$50.00	\$52.00	\$53.00	\$55.00	\$55.00	\$55.00	\$56.00
	Copy of Photos	\$53.00	\$55.00	\$57.00	\$58.00	\$60.00	\$60.00	\$60.00	\$61.00
	DOJ Livescan Fee	\$26.00	\$27.00	\$28.00	\$28.00	\$29.00	\$29.00	\$29.00	\$30.00
	DOJ & FBI Livescan Fee	\$26.00	\$27.00	\$28.00	\$28.00	\$29.00	\$29.00	\$29.00	\$30.00
	Other Livescan Fees	\$26.00	\$27.00	\$28.00	\$28.00	\$29.00	\$29.00	\$29.00	\$30.00
	Livescan Rolling Fee	\$26.00	\$27.00	\$28.00	\$28.00	\$29.00	\$29.00	\$29.00	\$30.00
	CCW Permit	\$85.00	\$88.00	\$91.00	\$92.00	\$96.00	\$96.00	\$96.00	\$98.00
	CCW Renewal & Additions	\$85.00	\$88.00	\$91.00	\$92.00	\$96.00	\$96.00	\$96.00	\$98.00
Code Enforcement	Abatement Administrative Fee	\$144.00	\$150.00	\$155.00	\$157.00	\$163.00	\$163.00	\$163.00	\$167.00
Animals	Redemption Fee: Spayed/Neutered/Microchipped	\$10.00	\$10.00	\$10.00	\$10.00	\$10.00	\$10.00	\$10.00	\$10.00
Animals	Redemption Fee: Sprayed/Neutered	\$12.00	\$12.00	\$12.00	\$12.00	\$12.00	\$12.00	\$12.00	\$12.00
Animals	Redemption Fee: Unfixed	\$35.00	\$35.00	\$35.00	\$35.00	\$35.00	\$35.00	\$35.00	\$35.00
Animals	Redemption Fee: Un-License Animal	\$12.50	\$12.50	\$12.50	\$12.50	\$12.50	\$12.50	\$12.50	\$12.50
Animals	Pick-up Fee	\$15.00	\$15.00	\$15.00	\$15.00	\$15.00	\$15.00	\$15.00	\$15.00
Animals	Cat Trap Rental (with signed Rental Agreement for each rental)	\$2.50	\$2.50	\$2.50	\$2.50	\$2.50	\$2.50	\$2.50	\$2.50
Animals	Animal License Fee: Spayed/Neutered/Microchipped	\$10.00	\$10.00	\$10.00	\$10.00	\$10.00	\$10.00	\$10.00	\$10.00
Animals	Animal License Fee: Sprayed/Neutered	\$12.00	\$12.00	\$12.00	\$12.00	\$12.00	\$12.00	\$12.00	\$12.00
Animals	Animal License Fee: Unfixed	\$35.00	\$35.00	\$35.00	\$35.00	\$35.00	\$35.00	\$35.00	\$35.00
Animals	Dog License Fee (un-spayed or un-neutered)	\$12.50	\$12.50	\$12.50	\$12.50	\$12.50	\$12.50	\$12.50	\$12.50
Animals	Dog License Fee (spayed or neutered)	\$6.25	\$6.25	\$6.25	\$6.25	\$6.25	\$6.25	\$6.25	\$6.25
Animals	Boarding Fees per day (Dog)	\$5.00	\$5.00	\$5.00	\$5.00	\$6.25	\$6.25	\$6.25	\$6.25
Animals	Boarding Fees per day (Cat)	\$3.50	\$3.50	\$3.50	\$3.50	\$3.50	\$3.50	\$3.50	\$3.50
Animals	Adoption Fee (Dog)	\$9.00	\$9.00	\$9.00	\$9.00	\$9.00	\$9.00	\$9.00	\$9.00
Animals	Adoption Fee (Cat)	\$4.50	\$4.50	\$4.50	\$4.50	\$4.50	\$4.50	\$4.50	\$4.50
Animals	Replace Tags	\$2.00	\$2.00	\$2.00	\$2.00	\$2.00	\$2.00	\$2.00	\$2.00
Animals	Euthanasia Fee	\$30.00	\$30.00	\$30.00	\$30.00	\$30.00	\$30.00	\$30.00	\$30.00
Animals	Second Time Redemption Fee: Spayed/Neutered/Microchipped	\$25.00	\$25.00	\$25.00	\$25.00	\$25.00	\$25.00	\$25.00	\$25.00
Animals	Second Time Redemption Fee: Sprayed/Neutered	\$30.00	\$30.00	\$30.00	\$30.00	\$30.00	\$30.00	\$30.00	\$30.00
Animals	Second Time Redemption Fee: Unfixed	\$50.00	\$50.00	\$50.00	\$50.00	\$50.00	\$50.00	\$50.00	\$50.00
Animals	Third Time Redemption Fee: Spayed/Neutered/Microchipped	\$50.00	\$50.00	\$50.00	\$50.00	\$50.00	\$50.00	\$50.00	\$50.00
Animals	Third Time Redemption Fee: Sprayed/Neutered	\$55.00	\$55.00	\$55.00	\$55.00	\$55.00	\$55.00	\$55.00	\$55.00
Animals	Third Time Redemption Fee: Unfixed	\$75.00	\$75.00	\$75.00	\$75.00	\$75.00	\$75.00	\$75.00	\$75.00

# Public Works

Fee Group	Fee Description	Unit	Notes
Public Works	Downtown Banner Installation Fee	per banner	Bucket truck and two workers needed for installation
Public Works	Special Request Waiver Form - Residential Event	per form	Usually only 2 locations to block off or up to 10 barricades
	Special Request Waiver Form - Organization/Group Sponsor Event	per form	4 locations to block off or up to 30 barricades
Building Permit Issuance Fees	Encroachment Permit		

Original Fee	CPI Increased Fee 2019 3.9%	CPI Increased Fee 2020 3.0%	CPI Increased Fee 2021 1.1%	CPI Increased Fee 2022 3.8%	CPI Increased Fee 2023 0.0%	CPI Increased Fee 2024 0.0%	CPI Increased Fee 2025 2.4%
\$115.00	\$119.00	\$124.00	\$125.00	\$130.00	\$130.00	\$130.00	\$133.00
\$115.00	\$119.00	\$124.00	\$125.00	\$130.00	\$130.00	\$130.00	\$133.00
\$230.00	\$239.00	\$248.00	\$251.00	\$260.00	\$260.00	\$260.00	\$267.00
\$66.00	\$69.00	\$72.00	\$73.00	\$76.00	\$76.00	\$76.00	\$77.00

# Admin

Fee Group	Fee Description	Unit	Notes	Original Fee	CPI Increased Fee 2019	CPI Increased Fee 2020	CPI Increased Fee 2021	CPI Increased Fee 2022	CPI Increased Fee 2023	CPI Increased Fee 2024	CPI Increased Fee 2025
					3.9%	3.0%	1.1%	3.8%	6.0%	2.8%	0.0%
Admin	Copy Fee			\$0.25	\$0.26	\$0.27	\$0.27	\$0.28	\$0.30	\$0.31	\$0.31
Admin	FPCC Copy Fee			\$0.10	\$0.10	\$0.10	\$0.10	\$0.10	\$0.10	\$0.10	\$0.10
Admin	Research Fee			<b>Actual Cost</b>	<b>Actual Cost</b>	<b>Actual Cost</b>	<b>Actual Cost</b>	<b>Actual Cost</b>	<b>Actual Cost</b>	<b>Actual Cost</b>	<b>Actual Cost</b>
Admin	Public Records Search	per page	When allowable per CPRA	\$0.25 plus staff time including City Attorney	\$0.26 plus staff time including City Attorney	\$0.27 plus staff time including City Attorney	\$0.27 plus staff time including City Attorney	\$0.27 plus staff time including City Attorney	\$0.27 plus staff time including City Attorney	\$0.31 plus staff time including City Attorney	\$0.31 plus staff time including City Attorney

# Airport

Fee Group	Fee Description	Unit	Original Fee	CPI Increased Fee 2019 3.9%	CPI Increased Fee 2020 3.0%	CPI Increased Fee 2021 1.1%	CPI Increased Fee 2022 3.8%	CPI Increased Fee 2023 6.0%	CPI Increased Fee 2024 2.8%	CPI Increased Fee 2025 0.0%
	Tiedown Fee	per day	\$7.00	\$7.00	\$7.00	\$7.00	\$7.00	\$8.00	\$8.00	\$8.00
	Tiedown Fee	per month	\$30.00	\$31.00	\$32.00	\$32.00	\$34.00	\$36.00	\$37.00	\$37.00
	Vehicle Parking	per day	\$7.00	\$7.00	\$7.00	\$7.00	\$7.00	\$8.00	\$8.00	\$8.00
	Vehicle Parking	per month	\$30.00	\$31.00	\$32.00	\$32.00	\$34.00	\$36.00	\$37.00	\$37.00
	Hanger Lease	per month	\$115.00	\$119.00	\$123.00	\$124.00	\$129.00	\$137.00	\$141.00	\$141.00
	Film Fee - Minimum cost for use of the Airport Facility	per day	\$1,500.00	\$1,559.00	\$1,606.00	\$1,624.00	\$1,686.00	\$1,787.00	\$1,836.00	\$1,836.00
	Film Fee - Nominal water, power & sewer	per day	\$50.00	\$52.00	\$54.00	\$55.00	\$57.00	\$60.00	\$62.00	\$62.00
	Film Fee - Staff time	per hour	\$38.15	\$40.00	\$41.00	\$41.00	\$43.00	\$46.00	\$47.00	\$47.00

**Notes:**

Any other requested type of events not listed are based on fair market value for the event type and suggestion/input from the Federal Aviation Administration (FAA)

# Building

Fee Group	Fee Description	Unit	Notes	Original Fee	CPI Increased Fee 2019	CPI Increased Fee 2020	CPI Increased Fee 2021	CPI Increased Fee 2022	CPI Increased Fee 2023	CPI Increased Fee 2024	CPI Increased Fee 2025
					3.9%	3.0%	1.1%	3.8%	0.0%	0.0%	0.0%
Building Permit Issuance Fees	Plan Check Fee		of Building Permit Fee	NA	NA	NA	NA	NA	NA	NA	NA
Building Permit Issuance Fees	Re-Roof with Sheathing (up to 2,300 square feet)			\$106.00	\$110.00	\$113.00	\$114.00	\$119.00	\$119.00	\$119.00	\$119.00
Building Permit Issuance Fees	Re-Roof with Sheathing (over 2,300 square feet)			\$126.00	\$131.00	\$135.00	\$136.00	\$142.00	\$142.00	\$142.00	\$142.00
Building Permit Issuance Fees	Swimming Pool (Residential)			\$139.00	\$144.00	\$148.00	\$150.00	\$155.00	\$155.00	\$155.00	\$155.00
Building Permit Issuance Fees	Swimming Pool (Commercial)			\$165.00	\$171.00	\$176.00	\$178.00	\$185.00	\$185.00	\$185.00	\$185.00
Building Permit Issuance Fees	Re-Inspection Fee			\$66.00	\$69.00	\$71.00	\$72.00	\$75.00	\$75.00	\$75.00	\$75.00
Building Permit Issuance Fees	Solar Plan Check (Residential)	per hour		\$66.00	\$69.00	\$71.00	\$72.00	\$75.00	\$75.00	\$75.00	\$75.00
Building Permit Issuance Fees	Solar Permit Issuance (Residential)			\$99.00	\$103.00	\$106.00	\$107.00	\$111.00	\$111.00	\$111.00	\$111.00
Building Permit Issuance Fees	Solar Permit Issuance (Commercial Roof Mount)			\$165.00	\$171.00	\$176.00	\$178.00	\$185.00	\$185.00	\$185.00	\$185.00
Building Permit Issuance Fees	Demolition Permit			\$77.00	\$80.00	\$82.00	\$83.00	\$86.00	\$86.00	\$86.00	\$86.00
Building Permit Issuance Fees	Administrative Fee (New Construction Only)			\$287.00	\$298.00	\$307.00	\$310.00	\$322.00	\$322.00	\$322.00	\$322.00
Building Permits	Commercial Solar Plan Review (Roof Mount)			\$126.00	\$131.00	\$135.00	\$136.00	\$142.00	\$142.00	\$142.00	\$142.00
Building Permits	Stucco			\$87.00	\$90.00	\$93.00	\$94.00	\$98.00	\$98.00	\$98.00	\$98.00
Building Permits	Gas Pressure Test (Reinspection Fee)			\$27.00	\$28.00	\$29.00	\$29.00	\$30.00	\$30.00	\$30.00	\$30.00
Strong Motion Instrumentation Fee (Earthquake Tax)- Applied to all permits	Residential Permits		Min fee \$.50	Multiply valuation by .0001	Multiply valuation by .0001	Multiply valuation by .0001	Multiply valuation by .0001	Multiply valuation by .0001	Multiply valuation by .0001	Multiply valuation by .0001	Multiply valuation by .0001
Strong Motion Instrumentation Fee (Earthquake Tax)- Applied to all permits	Commercial Permits		Min fee \$.50	Multiply valuation by .00021	Multiply valuation by .00021	Multiply valuation by .00021	Multiply valuation by .00021	Multiply valuation by .00021	Multiply valuation by .00021	Multiply valuation by .00021	Multiply valuation by .00021
Building Standards Administration Special Revolving Fund	Valuation Between 1 and 25,000			\$1.00	\$1.00	\$1.00	\$1.00	\$1.00	\$1.00	\$1.00	\$1.00
Building Standards Administration Special Revolving Fund	Valuation Between 25,000 and 50,000			\$2.00	\$2.00	\$2.00	\$2.00	\$2.00	\$2.00	\$2.00	\$2.00
Building Standards Administration Special Revolving Fund	Valuation Between 50,000 and 75,000			\$3.00	\$3.00	\$3.00	\$3.00	\$3.00	\$3.00	\$3.00	\$3.00
Building Standards Administration Special Revolving Fund	Valuation Between 75,000 and 100,000			\$4.00	\$4.00	\$4.00	\$4.00	\$4.00	\$4.00	\$4.00	\$4.00
Building Standards Administration Special Revolving Fund	Every 25,000 or fraction there of above 100,000			\$1.00	\$1.00	\$1.00	\$1.00	\$1.00	\$1.00	\$1.00	\$1.00
Electrical Permits	PERMIT ISSUANCE			\$32.80	\$34.10	\$35.10	\$35.50	\$36.80	\$36.80	\$36.80	\$36.80
Electrical Permits	SINGLE FAMILY RESIDENTIAL	per sq ft		\$0.07	\$0.10	\$0.10	\$0.10	\$0.10	\$0.10	\$0.10	\$0.10
Electrical Permits	MULTI-FAMILY RESIDENTIAL	per sq ft		\$0.06	\$0.10	\$0.10	\$0.10	\$0.10	\$0.10	\$0.10	\$0.10
Electrical Permits	RESIDENTIAL SWIMMING POOL			\$39.50	\$41.00	\$42.20	\$42.70	\$44.30	\$44.30	\$44.30	\$44.30
Electrical Permits	COMMERCIAL SWIMMING POOL			\$79.10	\$82.20	\$84.70	\$85.60	\$88.90	\$88.90	\$88.90	\$88.90
Electrical Permits	SERVICE PANEL <=200A			\$19.70	\$20.50	\$21.10	\$21.30	\$22.10	\$22.10	\$22.10	\$22.10
Electrical Permits	SERVICE PANEL >200A<=1000A			\$39.50	\$41.00	\$42.20	\$42.70	\$44.30	\$44.30	\$44.30	\$44.30
Electrical Permits	SERVICE PANEL >1000A			\$59.30	\$61.60	\$63.50	\$64.20	\$66.70	\$66.70	\$66.70	\$66.70
Electrical Permits	SERVICE PANEL (SOLAR)			\$30.00	\$31.20	\$32.10	\$32.50	\$33.70	\$33.70	\$33.70	\$33.70
Electrical Permits	OUTLETS/FIXTURES/SWITCH (FIRST 20)	per unit		\$1.95	\$2.00	\$2.10	\$2.10	\$2.20	\$2.20	\$2.20	\$2.20
Electrical Permits	OUTLETS/FIXTURES/SWITCH (20+)	per unit		\$0.95	\$1.00	\$1.00	\$1.00	\$1.00	\$1.00	\$1.00	\$1.00
Electrical Permits	SIGNS/MARQUEE (w/ Lights)			\$26.30	\$27.30	\$28.10	\$28.40	\$29.50	\$29.50	\$29.50	\$29.50
Electrical Permits	EACH ADD SIGN/MARQUEE			\$15.80	\$16.40	\$16.90	\$17.10	\$17.70	\$17.70	\$17.70	\$17.70
Electrical Permits	POWER APPARATUS <= 1HP			\$2.60	\$2.70	\$2.80	\$2.80	\$2.90	\$2.90	\$2.90	\$2.90
Electrical Permits	POWER APPARATUS > 1HP <= 10HP			\$7.90	\$8.20	\$8.40	\$8.50	\$8.80	\$8.80	\$8.80	\$8.80
Electrical Permits	POWER APPARATUS > 10HP <= 50HP			\$14.50	\$15.10	\$15.60	\$15.80	\$16.40	\$16.40	\$16.40	\$16.40
Electrical Permits	POWER APPARATUS > 50HP			\$29.00	\$30.10	\$31.00	\$31.30	\$32.50	\$32.50	\$32.50	\$32.50
Electrical Permits	ELECTRICAL PANEL			\$43.50	\$45.20	\$46.60	\$47.10	\$48.90	\$48.90	\$48.90	\$48.90
Electrical Permits	MISCELLANEOUS APPARATUS			\$29.00	\$30.10	\$31.00	\$31.30	\$32.50	\$32.50	\$32.50	\$32.50
Electrical Permits	TEMP POWER SERVICE POLE			\$43.50	\$45.20	\$46.60	\$47.10	\$48.90	\$48.90	\$48.90	\$48.90
Electrical Permits	TEMP POWER SERVICE DIST SYSTEM			\$7.90	\$8.20	\$8.40	\$8.50	\$8.80	\$8.80	\$8.80	\$8.80
Mechanical Permits	Permit Issuance			\$39.40	\$40.90	\$42.10	\$42.60	\$44.20	\$44.20	\$44.20	\$44.20
Mechanical Permits	FURNACE: <= 100,000 BTUH			\$13.10	\$13.60	\$14.00	\$14.20	\$14.70	\$14.70	\$14.70	\$14.70
Mechanical Permits	FURNACE: >= 100, 000 BTUH			\$19.70	\$20.50	\$21.10	\$21.30	\$22.10	\$22.10	\$22.10	\$22.10
Mechanical Permits	DUO PAC A/C			\$43.50	\$45.20	\$46.60	\$47.10	\$48.90	\$48.90	\$48.90	\$48.90
Mechanical Permits	EVAPORATIVE COOLER			\$26.30	\$27.30	\$28.10	\$28.40	\$29.50	\$29.50	\$29.50	\$29.50
Mechanical Permits	VENTILATION FAN			\$6.50	\$6.80	\$7.00	\$7.10	\$7.30	\$7.30	\$7.30	\$7.30

# Building

Fee Group	Fee Description	Unit	Notes	Original Fee	CPI Increased	CPI Increased	CPI Increased	CPI Increased	CPI Increased	CPI Increased	CPI Increased
					Fee 2019	Fee 2020	Fee 2021	Fee 2022	Fee 2023	Fee 2024	Fee 2025
Mechanical Permits	COMMERCIAL HOOD			\$65.90	\$68.50	\$70.60	\$71.40	\$74.10	\$74.10	\$74.10	\$74.10
Mechanical Permits	AIR HANDLER < 10,000 CFM			\$6.50	\$6.80	\$7.00	\$7.10	\$7.30	\$7.30	\$7.30	\$7.30
Mechanical Permits	AIR HANDLER >= 10,000 CFM			\$11.80	\$12.30	\$12.70	\$12.80	\$13.30	\$13.30	\$13.30	\$13.30
Mechanical Permits	<= 3HP, COMPRESSOR/BOILER			\$13.10	\$13.60	\$14.00	\$14.20	\$14.70	\$14.70	\$14.70	\$14.70
Mechanical Permits	=>3HP <=15HP, COMP BROILER			\$19.70	\$20.50	\$21.10	\$21.30	\$22.10	\$22.10	\$22.10	\$22.10
Mechanical Permits	15HP <= 30HP, COMP/BOILER			\$26.30	\$27.30	\$28.10	\$28.40	\$29.50	\$29.50	\$29.50	\$29.50
Mechanical Permits	30HP <= 50HP, COMP/BOILER			\$32.90	\$34.20	\$35.20	\$35.60	\$36.90	\$36.90	\$36.90	\$36.90
Mechanical Permits	< 50HP, COMPRESSOR/BOILER			\$52.70	\$54.80	\$56.50	\$57.10	\$59.30	\$59.30	\$59.30	\$59.30
Mechanical Permits	APPLIANCE VENT			\$5.25	\$10.00	Fee adopted by City at \$15	Fee adopted by City at \$15		Fee adopted by City at \$15	Fee adopted by City at \$15	Fee adopted by City at \$15
Mechanical Permits	Reconnection Fee During Business Hours		request before 5:30pm	\$26.30	\$27.30	\$28.10	\$28.40	\$29.50	\$29.50	\$29.50	\$29.50
Mechanical Permits	Air Purification Ventilation		request after 5:30pm	\$19.70	\$150.00	\$154.50	\$156.20	\$162.20	\$162.20	\$162.20	\$162.20
Plumbing Permits	Permit Issuance			\$39.40	\$40.90	\$42.10	\$42.60	\$44.20	\$44.20	\$44.20	\$44.20
Plumbing Permits	FIXTURE/TRAP	per unit		\$5.20	\$5.40	\$5.60	\$5.70	\$5.90	\$5.90	\$5.90	\$5.90
Plumbing Permits	REP / ALTER FIXTURE OR TRAP	per unit		\$3.90	\$4.10	\$4.20	\$4.20	\$4.40	\$4.40	\$4.40	\$4.40
Plumbing Permits	SEWAGE DISPOSAL SYSTEM			\$29.00	\$30.10	\$31.00	\$31.30	\$32.50	\$32.50	\$32.50	\$32.50
Plumbing Permits	WATER HEATER (RESIDENTIAL)			\$7.90	\$8.20	\$8.40	\$8.50	\$8.80	\$8.80	\$8.80	\$8.80
Plumbing Permits	WATER HEATER (COMMERCIAL)			\$26.30	\$27.30	\$28.10	\$28.40	\$29.50	\$29.50	\$29.50	\$29.50
Plumbing Permits	GAS PIPING			\$19.70	\$20.50	\$21.10	\$21.30	\$22.10	\$22.10	\$22.10	\$22.10
Plumbing Permits	WATER PIPING			\$13.10	\$13.60	\$14.00	\$14.20	\$14.70	\$14.70	\$14.70	\$14.70
Plumbing Permits	LAWN SPRINKLER SYSTEM			\$39.50	\$41.00	\$42.20	\$42.70	\$44.30	\$44.30	\$44.30	\$44.30
Plumbing Permits	LAWN SPRINKLER BACKFLOW DEVICE			\$13.10	\$13.60	\$14.00	\$14.20	\$14.70	\$14.70	\$14.70	\$14.70
Plumbing Permits	PUBLIC POOL			\$118.00	\$122.60	\$126.30	\$127.70	\$132.60	\$132.60	\$132.60	\$132.60
Plumbing Permits	PUBLIC SPA			\$118.00	\$122.60	\$126.30	\$127.70	\$132.60	\$132.60	\$132.60	\$132.60
Plumbing Permits	PRIVATE SWIMMING POOL			\$52.00	\$54.00	\$55.60	\$56.20	\$58.40	\$58.40	\$58.40	\$58.40
Plumbing Permits	PRIVATE SPA			\$52.00	\$54.00	\$55.60	\$56.20	\$58.40	\$58.40	\$58.40	\$58.40
Plumbing Permits	MISC APPLIANCE			\$13.10	\$13.60	\$14.00	\$14.20	\$14.70	\$14.70	\$14.70	\$14.70
Plumbing Permits	PRESSURE TEST			\$27.60	\$28.70	\$29.60	\$29.90	\$31.10	\$31.10	\$31.10	\$31.10
	Contract Environmental Markup		of Contract Price	24%	24%	24%	24%	24%	24%	24%	24%



# Building

Building Permit Fees (Schedule A2)- CPI Increase 2024		0.0%			
Valuation	Fee				
\$1 - \$800	\$60.89				
\$800 - \$3,000	\$60.89 for first \$800	plus	\$5.39 for each additional \$100 or fraction thereof, to and including \$3,000		
\$3,001 - 38,000	\$179.42 for first \$3,000	plus	\$23.87 for each additional \$1,000 or fraction thereof, to and including \$38,000		
\$38,001 - 75,000	\$1,014.98 for first \$38,000	plus	\$17.65 for each additional \$1,000 or fraction thereof, to and including \$75,000		
\$75,001 - \$150,000	\$1,667.89 for first \$75,000	plus	\$12.09 for each additional \$1,000 or fraction thereof, to and including \$150,000		
\$150,001 - \$750,000	\$2,574.70 for first \$150,000	plus	\$9.67 for each additional \$1,000 or fraction thereof, to and including \$750,000		
\$750,001 - \$1,500,000	\$8,378.29 for first \$750,000	plus	\$8.20 for each additional \$1,000 or fraction thereof, to and including \$1,500,000		
\$1,500,000 and up	\$14,531.65 for first \$1,500,000	plus	\$7.44 for each additional \$1,000 or fraction thereof		

Building Permit Fees (Schedule A2)- CPI Increase 2025		0.0%			
Valuation	Fee				
\$1 - \$800	\$60.89				
\$800 - \$3,000	\$60.89 for first \$800	plus	\$5.39 for each additional \$100 or fraction thereof, to and including \$3,000		
\$3,001 - 38,000	\$179.42 for first \$3,000	plus	\$23.87 for each additional \$1,000 or fraction thereof, to and including \$38,000		
\$38,001 - 75,000	\$1,014.98 for first \$38,000	plus	\$17.65 for each additional \$1,000 or fraction thereof, to and including \$75,000		
\$75,001 - \$150,000	\$1,667.89 for first \$75,000	plus	\$12.09 for each additional \$1,000 or fraction thereof, to and including \$150,000		
\$150,001 - \$750,000	\$2,574.70 for first \$150,000	plus	\$9.67 for each additional \$1,000 or fraction thereof, to and including \$750,000		
\$750,001 - \$1,500,000	\$8,378.29 for first \$750,000	plus	\$8.20 for each additional \$1,000 or fraction thereof, to and including \$1,500,000		
\$1,500,000 and up	\$14,531.65 for first \$1,500,000	plus	\$7.67 for each additional \$1,000 or fraction thereof		

# Cannabis

Fee Description	Unit	Notes	Original Fee	CPI Increased Fee	CPI Increased Fee	CPI Increased Fee	CPI Increased Fee
			2021	2022	2023	2024	2025
				3.8%	0.0%	0.0%	0.0%
Pre-Application	per application		\$525.00	\$545.00	\$545.00	\$545.00	\$545.00
Regulatory Permit Application	per application		\$2,744.00	\$2,849.00	\$2,849.00	\$2,849.00	\$2,849.00
Annual Commercial Cannabis Regulatory Permit (All Types)	per permit	Annual fee charged per permit	\$8,576.00	\$8,904.00	\$8,904.00	\$8,904.00	\$8,904.00
Annual Commercial Cannabis Regulatory Permit - Cultivation	per permit	additional fee per 20,000 canopy sq. ft. increment (indoor/outdoor)	\$329.00	\$342.00	\$342.00	\$342.00	\$342.00
Annual Regulatory Permit Renewal	per application		\$406.00	\$422.00	\$422.00	\$422.00	\$422.00
Employee Permit - Background and Livescan	per employee		\$606.00	\$629.00	\$629.00	\$629.00	\$629.00
Employee Permit Renewal	per employee		\$43.00	\$45.00	\$45.00	\$45.00	\$45.00
Employee Badge Replacement	per employee		\$29.00	\$30.00	\$30.00	\$30.00	\$30.00
Employee Transfer	per employee		\$29.00	\$30.00	\$30.00	\$30.00	\$30.00
Ink Fingerprint Rolling	per owner		\$44.00	\$46.00	\$46.00	\$46.00	\$46.00
Livescan Rolling	per owner		\$55.00	\$57.00	\$57.00	\$57.00	\$57.00
Livescan Processing Renewal	per owner		\$29.00	\$30.00	\$30.00	\$30.00	\$30.00

# Finance

Fee Group	Fee Description	Unit	Notes	No CPI applied to	
				Original Fee	fees
	Annual Business Tax Certificate			\$25.00	\$25.00
	Transfer for Business Tax Certificate			\$25.00	\$25.00
	Duplicate Business Tax Certificate			\$25.00	\$25.00
	Non-Payment of Annual Business Tax Certificate		of the Tax Delinquent + 1.5% Interest	\$0.25	\$0.25
License Fees per quarter (based on monthly sales)	Less than \$1,000.00			\$7.50	\$7.50
License Fees per quarter (based on monthly sales)	\$1,000.00 to \$1,999.99			\$12.50	\$12.50
License Fees per quarter (based on monthly sales)	\$2,000.00 to \$2,999.99			\$15.00	\$15.00
License Fees per quarter (based on monthly sales)	\$3,000.00 to \$4,999.99			\$20.00	\$20.00
License Fees per quarter (based on monthly sales)	\$5,000.00 and over		plus \$.50 per month for each increase of \$1,000.00	\$20.00	\$20.00
Specific Business Rates	Theatres, Minstrels, Opera, or Concert (Less than one month)	per day		\$10.00	\$10.00
Specific Business Rates	Theatres, Minstrels, Opera, or Concert (one month)	per month		\$20.00	\$20.00
Specific Business Rates	Theatres, Minstrels, Opera, or Concert (quarter year)	per quarter		\$20.00	\$20.00
Specific Business Rates	Circus, Caravan, Menagerie or side show	per day		\$150.00	\$150.00
Specific Business Rates	Parading	per day		\$75.00	\$75.00
Specific Business Rates	Carnivals		plus \$25.00 per day per ferris wheel	\$150.00	\$150.00
Specific Business Rates	Fortune Telling, Palmistry	per day		\$25.00	\$25.00
Specific Business Rates	Boxing and Sporting Matches	per match		\$10.00	\$10.00
Specific Business Rates	Shooting Gallery	per quarter	per table, alley, or lane	\$5.00	\$5.00
Specific Business Rates	Billiards, Pool Tables, Bowling			\$5.00	\$5.00
Specific Business Rates	Dances	per dance		\$10.00	\$10.00
Specific Business Rates	Hotels (not more than 15 bedrooms)	per quarter		\$15.00	\$15.00
Specific Business Rates	Hotels (16-25 bedrooms)	per quarter		\$20.00	\$20.00
Specific Business Rates	Hotels (more than 25 bedrooms)	per quarter		\$2.50	\$2.50
Specific Business Rates	Rooming House (no more than 5 furnished rooms)	per quarter		\$5.00	\$5.00
Specific Business Rates	Rooming House (6-25 furnished rooms)	per quarter		\$10.00	\$10.00
Specific Business Rates	Rooming House (More than 25 furnished rooms)	per quarter		\$10.00	\$10.00
Specific Business Rates	Brokerage Business	per quarter		\$5.00	\$5.00
Specific Business Rates	Rent and Debt Collector	per quarter		\$10.00	\$10.00
Specific Business Rates	Attorneys at law	per quarter		\$10.00	\$10.00
Specific Business Rates	Physician or Surgeon	per quarter		\$10.00	\$10.00

# Finance

Fee Group	Fee Description	Unit	Notes
Specific Business Rates	Dentists	per quarter	
Specific Business Rates	Undertakers	per quarter	
Specific Business Rates	Service Station		
Specific Business Rates	Sale of Motor Vehicles	per quarter	
Specific Business Rates	Auctions	per day	
Specific Business Rates	Auctioneer for hire	per day	
Specific Business Rates	Garages		
Specific Business Rates	Printers	per quarter	
Specific Business Rates	Handbill Distributers	per quarter	
Specific Business Rates	Peddlers	per day	
Specific Business Rates	Horned Toad Derby Temporary Business License	per day	
Specific Business Rates	Vending of Musical Instruments	per quarter	
Specific Business Rates	Pawn Shops	per quarter	
Specific Business Rates	Freight Business	per quarter	per vehicle
Specific Business Rates	Barber and Beauty Shops	per quarter	per chair
Specific Business Rates	House Movers	per house	
Specific Business Rates	Hospitals (for profit)	per quarter	
Specific Business Rates	Hospitals (not-for-profit)		exempt
Specific Business Rates	Shore Repair	per quarter	
Specific Business Rates	Tailoring	per quarter	
Specific Business Rates	Soliciting of Pictures	per year	
Specific Business Rates	Public Utility Company	per quarter	
Specific Business Rates	Contractors	per year	
Specific Business Rates	Gaming Establishments (gaming tables)	per quarter	per table
Specific Business Rates	Gaming Establishments (slot machines)	per quarter	per machine
Delinquent Account Fees (utilities)	Late Fee		Minimum Fee \$2.50
Delinquent Account Fees (utilities)	Shut-Off Notice Process Fee		
Delinquent Account Fees (utilities)	Reconnection Fee During Business Hours		request before 5:30pm
Delinquent Account Fees (utilities)	Reconnection Fee After Business Hours		request after 5:30pm
Delinquent Account Fees (utilities)	Meter Tampering Fee		
Delinquent Account Fees (utilities)	Unauthorized Connection Fee		
Delinquent Account Fees (utilities)	Return check Fee		
Delinquent Account Fees (utilities)	Missed Appointment Fee After Second Time		
Delinquent Account Fees (utilities)	Credit Card pass thru		

Original Fee	No CPI applied to fees
\$10.00	\$10.00
\$10.00	\$10.00
based upon gross sales	based upon gross sales
\$100.00	\$100.00
\$25.00	\$25.00
\$3.00	\$3.00
based upon gross sales	based upon gross sales
\$10.00	\$10.00
\$10.00	\$10.00
\$60.00	\$60.00
\$25.00	\$25.00
\$25.00	\$25.00
\$5.00	\$5.00
\$5.00	\$5.00
\$20.00	\$20.00
\$7.50	\$7.50
\$0.00	\$0.00
\$2.50	\$2.50
\$2.50	\$2.50
\$100.00	\$100.00
\$5.00	\$5.00
\$50.00	\$50.00
\$25.00	\$25.00
\$25.00	\$25.00
5% per month	5% per month
\$10.00	\$10.00
\$60.00	\$50.00
\$150.00	\$150.00
\$300.00	\$300.00
\$300.00	\$300.00
\$25.00	\$25.00
\$20.00	\$20.00
\$2.95	\$2.95

# Fire

Fee Group	Fee Description	Original Fee	CPI Increased Fee 2019 3.9%	CPI Increased Fee 2020 3.0%	CPI Increased Fee 2021 1.1%	CPI Increased Fee 2022 3.8%	CPI Increased Fee 2023 0.0%	CPI Increased Fee 2024 0.0%	CPI Increased Fee 2025 0.0%
Fire Plan Check Fees	Fire Hood / Duct Plan Check and Inspection Fee	\$299.00	\$311.00	\$320.00	\$324.00	\$336.00	\$336.00	\$336.00	\$336.00
Fire Plan Check Fees	Fire Alarm Plan Check and Inspection (+ Device)	\$358.00	\$372.00	\$383.00	\$387.00	\$402.00	\$402.00	\$402.00	\$402.00
Fire Plan Check Fees	Per Device	\$2.00	\$2.00	\$2.00	\$2.00	\$2.00	\$2.00	\$2.00	\$2.00
Fire Plan Check Fees	Fire Sprinkler Plan Check and Inspection - NFPA 13D Systems	\$358.00	\$372.00	\$383.00	\$387.00	\$402.00	\$402.00	\$402.00	\$402.00
Fire Plan Check Fees	Fire Sprinkler Plan Check and Inspection - NFPA 13D Subdivision (per model)	\$239.00	\$248.00	\$256.00	\$259.00	\$269.00	\$269.00	\$269.00	\$269.00
Fire Plan Check Fees	Fire Sprinkler Plan Check and Inspection - NFPA 13D Subdivision (per permit)	\$119.00	\$124.00	\$128.00	\$129.00	\$134.00	\$134.00	\$134.00	\$134.00
Fire Plan Check Fees	Fire Sprinkler Plan Check and Inspection NFPA 13 or 13R Systems (Base Fee + Number Heads + Floor/Riser)	\$437.00	\$454.00	\$468.00	\$473.00	\$491.00	\$491.00	\$491.00	\$491.00
Fire Plan Check Fees	Heads 1-99	\$119.00	\$124.00	\$128.00	\$129.00	\$134.00	\$134.00	\$134.00	\$134.00
Fire Plan Check Fees	Heads 100-199	\$239.00	\$248.00	\$256.00	\$259.00	\$269.00	\$269.00	\$269.00	\$269.00
Fire Plan Check Fees	Heads 200 or more (Each additional head over 199 + 199 Head Fee)	\$0.50	\$0.52	\$0.54	\$0.54	\$0.56	\$0.56	\$0.56	\$0.56
Fire Plan Check Fees	Each Floor / Riser over 1	\$119.00	\$124.00	\$128.00	\$129.00	\$134.00	\$134.00	\$134.00	\$134.00
Fire Plan Check Fees	Fire Plan Check Fee	NA	NA	NA	NA	NA	\$208.00	\$208.00	\$208.00
Fire Plan Check Fees	Fire Plan Check Fee for Inspections for NFPA 13 or 13R Systems	NA	NA	NA	NA	NA	\$257.00	\$257.00	\$257.00
Fire Plan Check Fees	Stationary Fire Pump	\$478.00	\$497.00	\$512.00	\$518.00	\$537.00	\$537.00	\$537.00	\$537.00
Fire Plan Check Fees	Site Plan Review	\$119.00	\$124.00	\$128.00	\$129.00	\$134.00	\$134.00	\$134.00	\$134.00
Fire Plan Check Fees	Fire Main, 3 or less Hydrants	\$239.00	\$249.00	\$257.00	\$260.00	\$270.00	\$270.00	\$270.00	\$270.00
Fire Plan Check Fees	Fire Main, 4 or more Hydrants (Base Fee + per hydrant)	\$239.00	\$249.00	\$257.00	\$260.00	\$270.00	\$270.00	\$270.00	\$270.00
Fire Plan Check Fees	Per Hydrant over 3	\$59.00	\$62.00	\$64.00	\$65.00	\$67.00	\$67.00	\$67.00	\$67.00
Fire Plan Check Fees	Deferred Submittal Request	\$119.00	\$124.00	\$128.00	\$129.00	\$134.00	\$134.00	\$134.00	\$134.00
Fire Plan Check Fees	Spray Booth / Paint Room (Not including Fire Prot) System	\$119.00	\$124.00	\$128.00	\$129.00	\$134.00	\$134.00	\$134.00	\$134.00
Fire Plan Check Fees	Re-Submittal Fee (Each, after First resubmittal or After plan approval)	\$119.00	\$124.00	\$128.00	\$129.00	\$134.00	\$134.00	\$134.00	\$134.00
Tenant Improvements (TI)	Tenant Improvements Sprinkler Plan Check - Install or Relocate 7 Heads or more	\$239.00	\$249.00	\$257.00	\$260.00	\$270.00	\$270.00	\$270.00	\$270.00
Tenant Improvements (TI)	Tenant Improvements Sprinkler Plan Check - Install or Relocate Less than 7 Heads	\$119.00	\$124.00	\$128.00	\$129.00	\$134.00	\$134.00	\$134.00	\$134.00
Tenant Improvements (TI)	Onsite Sprinkler or Hydrant Mains Flush and Pressure Check (Underground System)	\$89.00	\$93.00	\$96.00	\$97.00	\$101.00	\$101.00	\$101.00	\$101.00
Tenant Improvements (TI)	Overhead System Pressure Test	\$119.00	\$124.00	\$128.00	\$129.00	\$134.00	\$134.00	\$134.00	\$134.00
Tenant Improvements (TI)	5 Year Certification Sprinkler Test	\$119.00	\$124.00	\$128.00	\$129.00	\$134.00	\$134.00	\$134.00	\$134.00
Tenant Improvements (TI)	US - Antifreeze System	\$239.00	\$249.00	\$257.00	\$260.00	\$270.00	\$270.00	\$270.00	\$270.00
Tenant Improvements (TI)	US - Foam Systems	\$239.00	\$249.00	\$257.00	\$260.00	\$270.00	\$270.00	\$270.00	\$270.00
Tenant Improvements (TI)	US - Fire Pump	\$358.00	\$373.00	\$384.00	\$388.00	\$403.00	\$403.00	\$403.00	\$403.00
Tenant Improvements (TI)	US - Medical Gas	\$239.00	\$249.00	\$257.00	\$260.00	\$270.00	\$270.00	\$270.00	\$270.00
Tenant Improvements (TI)	Fire Standpipe System	\$119.00	\$124.00	\$128.00	\$129.00	\$134.00	\$134.00	\$134.00	\$134.00
Fire Code Enforcement Inspections	Commercial Annual Fire Inspection	NA	NA	NA	NA	\$109.00	\$109.00	\$109.00	\$109.00
Fire Code Enforcement Inspections	Non Compliant Citation - Fire Code, Building Code, or Municipal Code (First Citation)	\$100.00	\$104.00	\$107.00	\$108.00	\$112.00	\$112.00	\$112.00	\$112.00
Fire Code Enforcement Inspections	Non Compliant Citation - Fire Code, Building Code, or Municipal Code (Second Citation)	\$500.00	\$520.00	\$536.00	\$542.00	\$563.00	\$563.00	\$563.00	\$563.00
Fire Code Enforcement Inspections	Non Compliant Citation - Fire Code, Building Code, or Municipal Code (Third Citation)	\$1,000.00	\$1,039.00	\$1,070.00	\$1,082.00	\$1,123.00	\$1,123.00	\$1,123.00	\$1,123.00
Fire Code Enforcement Inspections	False Alarm Response (First)	no charge	no charge	no charge	no charge	no charge	no charge	no charge	no charge
Fire Code Enforcement Inspections	False Alarm Response (Second)	no charge	no charge	no charge	no charge	no charge	no charge	no charge	no charge
Fire Code Enforcement Inspections	False Alarm Response (Third)	\$100.00	\$104.00	\$107.00	\$108.00	\$112.00	\$112.00	\$112.00	\$112.00

# Fire

Fee Group	Fee Description	Original Fee	CPI Increased Fee 2019 3.9%	CPI Increased Fee 2020 3.0%	CPI Increased Fee 2021 1.1%	CPI Increased Fee 2022 3.8%	CPI Increased Fee 2023 0.0%	CPI Increased Fee 2024 0.0%	CPI Increased Fee 2025 0.0%
Fire Code Enforcement Inspections	False Alarm Response (Fourth)	\$200.00	\$208.00	\$214.00	\$216.00	\$225.00	\$225.00	\$225.00	\$225.00
Fire Code Enforcement Inspections	False Alarm Response (Fifth)	\$400.00	\$416.00	\$429.00	\$434.00	\$450.00	\$450.00	\$450.00	\$450.00
Fire Code Enforcement Inspections	State Mandated 850 Inspection for Licensing and Certification (per hour - 3/4 Hour minimum)	\$119.00	\$124.00	\$128.00	\$129.00	\$134.00	\$134.00	\$134.00	\$134.00
Fire Code Enforcement Inspections	Fire Report	\$15.00	\$16.00	\$16.00	\$16.00	\$17.00	\$17.00	\$17.00	\$17.00
Fire Code Enforcement Inspections	Hydrant Testing, Inspect and Flow	\$105.00	\$110.00	\$113.00	\$114.00	\$119.00	\$119.00	\$119.00	\$119.00
Fire Code Enforcement Inspections	Special Hazard Use Permit	\$119.00	\$124.00	\$128.00	\$129.00	\$134.00	\$134.00	\$134.00	\$134.00
Fire Code Enforcement Inspections	Tank Installation/Removal Permit	\$239.00	\$249.00	\$257.00	\$260.00	\$270.00	\$270.00	\$270.00	\$270.00
Fire Code Enforcement Inspections	Tank Plan Review	\$239.00	\$249.00	\$257.00	\$260.00	\$270.00	\$270.00	\$270.00	\$270.00
Fire Code Enforcement Inspections	Tents, Canopies, or Temporary Membrane Structures	\$119.00	\$124.00	\$128.00	\$129.00	\$134.00	\$134.00	\$134.00	\$134.00
Fire Code Enforcement Inspections	Burn Permit	no charge	no charge	no charge	no charge	no charge	no charge	no charge	no charge
Fire Code Enforcement Inspections	Permitted Control Burn Escape Response	A/C	A/C	A/C	A/C	A/C	A/C	A/C	A/C
Fire Code Enforcement Inspections	Illegal Burn Charges	A/C	A/C	A/C	A/C	A/C	A/C	A/C	A/C
Fire Code Enforcement Inspections	Right-of-way Clean Up	A/C	A/C	A/C	A/C	A/C	A/C	A/C	A/C
Fire Code Enforcement Inspections	Fireworks Stand Permit and Inspection	\$132.00	\$137.00	\$141.00	\$143.00	\$148.00	\$148.00	\$148.00	\$148.00
Fire Code Enforcement Inspections	Public Fireworks Display Permit	\$132.00	\$137.00	\$141.00	\$143.00	\$148.00	\$148.00	\$148.00	\$148.00
Fire Code Enforcement Inspections	Public Fireworks Display Engine Company Standby	A/C	A/C	A/C	A/C	A/C	A/C	A/C	A/C
Fire Code Enforcement Inspections	Carnivals/Fairs Permit and Inspection	\$358.00	\$373.00	\$384.00	\$388.00	\$403.00	\$403.00	\$403.00	\$403.00
Fire Code Enforcement Inspections	Special Event	\$29.00	\$30.00	\$31.00	\$31.00	\$50.00	\$50.00	\$50.00	\$50.00
Fire Code Enforcement Inspections	Bonfire Permit and Inspection	\$119.00	\$124.00	\$10.00	Fee adopted by City at \$15	Fee adopted by City at \$15	\$0.00	\$0.00	\$0.00
Fire Code Enforcement Inspections	Reconnection Fee During Business Hours	\$119.00	\$124.00	\$128.00	\$129.00	\$134.00	\$134.00	\$134.00	\$134.00
Court Appearance or Deposition	Fee for Civil Case Appearance (Actual Cost)	A/C	A/C	\$150.00	\$152.00	\$157.00	\$157.00	\$157.00	\$157.00
Legal Processing Fee	Fee for Civil Case Subpoena of Records, whether records found or not (per Hour, 15 Minute Increments)	\$38.00	\$40.00	\$41.00	\$41.00	\$43.00	\$43.00	\$43.00	\$43.00
Legal Processing Fee	Copy per page	\$0.10	\$0.10	\$0.10	\$0.10	\$0.10	\$0.10	\$0.10	\$0.10
Legal Processing Fee	Postage (Actual Cost)	A/C	A/C	A/C	A/C	A/C	A/C	A/C	A/C
Other Plan Check / Inspection	Per Hour	\$119.00	\$124.00	\$128.00	\$129.00	\$134.00	\$134.00	\$134.00	\$134.00
Inspection Fee	Overtime Inspection / Review - After normal business hours (2 hour minimum)	\$179.00	\$186.00	\$192.00	\$194.00	\$202.00	\$202.00	\$202.00	\$202.00
Fire Code Enforcement	Citation - First Violation of Fire Code, Building Code, or Municipal Code	\$100.00	\$104.00	\$107.00	\$108.00	\$112.00	\$112.00	\$112.00	\$112.00
Fire Code Enforcement	Citation - Second Violation of Fire Code, Building Code, or Municipal Code	\$500.00	\$520.00	\$536.00	\$542.00	\$563.00	\$563.00	\$563.00	\$563.00
Fire Code Enforcement	Citation - Third Violation of Fire Code, Building Code, or Municipal Code	\$1,000.00	\$1,039.00	\$1,070.00	\$1,082.00	\$1,123.00	\$1,123.00	\$1,123.00	\$1,123.00
File Search	Providing Research, Etc (30 Minute Minimum)	\$38.00	\$40.00	\$41.00	\$41.00	\$43.00	\$43.00	\$43.00	\$43.00
File Search	Copy per page	\$0.10	\$0.10	\$0.10	\$0.10	\$0.10	\$0.10	\$0.10	\$0.10

# Planning

Fee Group	Fee Description	Unit	Notes	Original Fee	CPI Increased Fee 2019 3.9%	CPI Increased Fee 2020 3.0%	CPI Increased Fee 2021 1.1%	CPI Increased Fee 2022 3.8%	CPI Increased Fee 2023 0.0%	CPI Increased Fee 2024 0.0%	CPI Increased Fee 2025 0.0%
	Determination of Unspecified Uses		Deposit, plus A/C	\$615.00	\$639.00	\$658.00	\$665.00	\$691.00	\$691.00	\$691.00	\$691.00
	Zone Text Amendments		Deposit, plus A/C	\$1,258.00	\$1,307.00	\$1,347.00	\$1,362.00	\$1,414.00	\$1,414.00	\$1,414.00	\$1,414.00
	Re-Zoning		Deposit, plus A/C	\$1,969.00	\$2,047.00	\$2,109.00	\$2,132.00	\$2,214.00	\$2,214.00	\$2,214.00	\$2,214.00
	Conditional Use Permit		Deposit, plus A/C	\$1,767.00	\$1,836.00	\$1,892.00	\$1,913.00	\$1,986.00	\$1,986.00	\$1,986.00	\$1,986.00
	Home Occupation Permits		Deposit, plus A/C	\$110.00	\$115.00	\$118.00	\$119.00	\$124.00	\$124.00	\$124.00	\$124.00
	Variance		Deposit, plus A/C	\$516.00	\$537.00	\$553.00	\$559.00	\$580.00	\$580.00	\$580.00	\$580.00
	Modification/Revocation of Conditional Use Permit/Variance		Deposit, plus A/C	\$1,220.00	\$1,268.00	\$1,306.00	\$1,320.00	\$1,371.00	\$1,371.00	\$1,371.00	\$1,371.00
	Minor Deviations to Ordinance/Standards		Deposit, plus A/C	\$279.00	\$290.00	\$299.00	\$302.00	\$314.00	\$314.00	\$314.00	\$314.00
	Site Plan Review		Deposit, plus A/C	\$1,227.00	\$1,276.00	\$1,315.00	\$1,330.00	\$1,380.00	\$1,380.00	\$1,380.00	\$1,380.00
	Tentative Subdivision Map		Deposit, plus A/C	\$1,465.00	\$1,522.00	\$1,568.00	\$1,585.00	\$1,646.00	\$1,646.00	\$1,646.00	\$1,646.00
	Revised Tentative Subdivision Map		Deposit, plus A/C	\$1,039.00	\$1,080.00	\$1,113.00	\$1,125.00	\$1,168.00	\$1,168.00	\$1,168.00	\$1,168.00
	Final Map		Deposit, plus A/C	\$696.00	\$724.00	\$746.00	\$754.00	\$783.00	\$783.00	\$783.00	\$783.00
	Revised Final Map		Deposit, plus A/C	\$390.00	\$405.00	\$417.00	\$422.00	\$438.00	\$438.00	\$438.00	\$438.00
	Tentative Parcel Map		Deposit, plus A/C	\$1,032.00	\$1,073.00	\$1,105.00	\$1,117.00	\$1,160.00	\$1,160.00	\$1,160.00	\$1,160.00
	Revision to Acreage Map		Deposit, plus A/C	\$318.00	\$331.00	\$341.00	\$345.00	\$358.00	\$358.00	\$358.00	\$358.00
	Parcel Map Waiver		Deposit, plus A/C	\$486.00	\$505.00	\$520.00	\$526.00	\$546.00	\$546.00	\$546.00	\$546.00
	Lot Line Adjustment		Deposit, plus A/C	\$390.00	\$406.00	\$418.00	\$423.00	\$439.00	\$439.00	\$439.00	\$439.00
	Certificate of Compliance		Deposit, plus A/C	\$177.00	\$185.00	\$191.00	\$193.00	\$200.00	\$200.00	\$200.00	\$200.00
	General Plan Amendments		Deposit, plus A/C	\$1,930.00	\$2,005.00	\$2,066.00	\$2,089.00	\$2,169.00	\$2,169.00	\$2,169.00	\$2,169.00
	Annexation		Deposit, plus A/C	\$2,522.00	\$2,621.00	\$2,700.00	\$2,730.00	\$2,834.00	\$2,834.00	\$2,834.00	\$2,834.00
	Appeal Decision of Planning Director		Deposit, plus A/C	\$259.00	\$269.00	\$277.00	\$280.00	\$291.00	\$291.00	\$291.00	\$291.00
	Temporary Use Permit		Deposit, plus A/C	\$197.00	\$205.00	\$211.00	\$213.00	\$221.00	\$221.00	\$221.00	\$221.00
	Sign Permit			\$78.00	\$82.00	\$84.00	\$85.00	\$88.00	\$88.00	\$88.00	\$88.00
	General Plan Colored Map			\$21.00	\$23.00	\$24.00	\$24.00	\$25.00	\$25.00	\$25.00	\$25.00
	Contract Environmental Documentation & Master Plans		of Contract Amount	24%	24%	24%	24%	24%	24%	24%	24%
	Zoning Map			\$13.00	\$14.00	\$14.00	\$14.00	\$15.00	\$15.00	\$15.00	\$15.00
	Environmental Documents - Public Review			\$26.00	\$27.00	\$28.00	\$28.00	\$29.00	\$29.00	\$29.00	\$29.00
	City standards and Specifications			\$13.00	\$14.00	\$14.00	\$14.00	\$15.00	\$15.00	\$15.00	\$15.00
	Misc. Copies		per page	\$0.25	\$0.26	\$0.27	\$0.27	\$0.28	\$0.30	\$0.30	\$0.30
	Non-Conforming Use Letter			\$132.00	\$138.00	\$142.00	\$144.00	\$0.10	\$0.10	\$0.10	\$0.10
Improvement Engineering, Plan Checking and Construction Inspection Fees.	First \$70,000 of estimated improvement fees		% of Impr. Cost	6%	6%	6%	6%	6%	7%	7%	7%
Improvement Engineering, Plan Checking and Construction Inspection Fees.	Next \$430,000 of estimated improvement cost		% of Impr. Cost	4%	4%	4%	4%	4%	4%	4%	4%
Improvement Engineering, Plan Checking and Construction Inspection Fees.	Next \$500,000 of estimated improvement cost		% of Impr. Cost	2%	2%	2%	2%	2%	2%	2%	2%
Improvement Engineering, Plan Checking and Construction Inspection Fees.	Over \$1,000,000 of estimated improvement cost		% of Impr. Cost	1%	1%	1%	1%	1%	1%	1%	1%
	Zoning Certification		per hour Reimbursed at hourly rate	\$68.00	\$71.00	\$73.00	\$74.00	\$77.00	\$77.00	\$77.00	\$77.00
	Environmental Review (Notice of Exemption)			\$136.00	\$142.00	\$146.00	\$148.00	\$153.00	\$153.00	\$153.00	\$153.00
	Environmental Review (ND/MND/EIR)			\$646.00	\$672.00	\$692.00	\$700.00	\$726.00	\$726.00	\$726.00	\$726.00
	Environmental Review (ND/MND/EIR) Contract Administrative Fee		of Contract Amount	15%	15%	15%	15%	15%	15%	15%	15%
	Master Sign Permit			\$248.00	\$258.00	\$266.00	\$269.00	\$279.00	\$279.00	\$279.00	\$279.00
	Second Residential Unit			\$130.00	\$135.00	\$139.00	\$141.00	\$146.00	\$146.00	\$146.00	\$146.00
	Landscape Plan Check		15% of Contract Cost	\$100.00	\$104.00	\$107.00	\$108.00	\$112.00	\$112.00	\$112.00	\$112.00
	Development Agreements		Plus Actual Cost	\$493.00	\$513.00	\$529.00	\$535.00	\$555.00	\$555.00	\$555.00	\$555.00
	Revised Parcel Map		Plus Actual Cost	\$562.00	\$585.00	\$603.00	\$610.00	\$633.00	\$633.00	\$633.00	\$633.00
	Residential Plot Plan Review			\$41.00	\$43.00	\$44.00	\$44.00	\$46.00	\$46.00	\$46.00	\$46.00
	Administrative Site Plan Review		Plus Actual Cost	\$493.00	\$513.00	\$529.00	\$535.00	\$555.00	\$555.00	\$555.00	\$555.00

# Planning

Fee Group	Fee Description	Unit	Notes	Original Fee	CPI Increased Fee 2019 3.9%	CPI Increased Fee 2020 3.0%	CPI Increased Fee 2021 1.1%	CPI Increased Fee 2022 3.8%	CPI Increased Fee 2023 0.0%	CPI Increased Fee 2024 0.0%	CPI Increased Fee 2025 0.0%
	General Plan Conformity Finding			\$248.00	\$258.00	\$266.00	\$269.00	\$279.00	\$279.00	\$279.00	\$279.00
	Density Bonus			\$137.00	\$143.00	\$147.00	\$149.00	\$154.00	\$154.00	\$154.00	\$154.00
	Tentative Subdivision Map (Condominium)		Plus Actual Cost	\$1,223.00	\$1,272.00	\$1,311.00	\$1,325.00	\$1,376.00	\$1,376.00	\$1,376.00	\$1,376.00

**Notes:**  
Deposits determined by department based on scope of work



# Police

Fee Group	Fee Description	Original Fee	CPI Increased Fee	CPI Increased Fee	CPI Increased Fee	CPI Increased Fee	CPI Increased Fee	CPI Increased Fee	CPI Increased Fee
			2019	2020	2021	2022	2023	2024	2025
			3.9%	3.0%	1.1%	3.8%	0.0%	0.0%	0.0%
	Vehicle Release	\$44.00	\$46.00	\$47.00	\$48.00	\$49.00	\$49.00	\$49.00	\$49.00
	Clearance Letter	\$48.00	\$50.00	\$52.00	\$53.00	\$55.00	\$55.00	\$55.00	\$55.00
	Repo Administrative Fee	\$26.00	\$27.00	\$28.00	\$28.00	\$29.00	\$29.00	\$29.00	\$29.00
	Fingerprints	\$15.00	\$16.00	\$16.00	\$16.00	\$17.00	\$17.00	\$17.00	\$17.00
	Copy of Citation	\$26.00	\$27.00	\$28.00	\$28.00	\$29.00	\$29.00	\$29.00	\$29.00
	DUI Recovery	\$102.00	\$106.00	\$109.00	\$110.00	\$114.00	\$114.00	\$114.00	\$114.00
	Copy of Report	\$48.00	\$50.00	\$52.00	\$53.00	\$55.00	\$55.00	\$55.00	\$55.00
	Bicycle License Renewal	\$1.00	\$1.00	\$1.00	\$1.00	\$1.00	\$1.00	\$1.00	\$1.00
	Bicycle License 3 Years	\$5.00	\$5.00	\$5.00	\$5.00	\$5.00	\$5.00	\$5.00	\$5.00
	Copy of Report	\$48.00	\$50.00	\$52.00	\$53.00	\$55.00	\$55.00	\$55.00	\$55.00
	Copy of Photos	\$53.00	\$55.00	\$57.00	\$58.00	\$60.00	\$60.00	\$60.00	\$60.00
	DOJ Livescan Fee	\$26.00	\$27.00	\$28.00	\$28.00	\$29.00	\$29.00	\$29.00	\$29.00
	DOJ & FBI Livescan Fee	\$26.00	\$27.00	\$28.00	\$28.00	\$29.00	\$29.00	\$29.00	\$29.00
	Other Livescan Fees	\$26.00	\$27.00	\$28.00	\$28.00	\$29.00	\$29.00	\$29.00	\$29.00
	Livescan Rolling Fee	\$26.00	\$27.00	\$28.00	\$28.00	\$29.00	\$29.00	\$29.00	\$29.00
	CCW Permit	\$85.00	\$88.00	\$91.00	\$92.00	\$96.00	\$96.00	\$96.00	\$96.00
	CCW Renewal & Additions	\$85.00	\$88.00	\$91.00	\$92.00	\$96.00	\$96.00	\$96.00	\$96.00
Code Enforcement	Abatement Administrative Fee	\$144.00	\$150.00	\$155.00	\$157.00	\$163.00	\$163.00	\$163.00	\$163.00
Animals	Redemption Fee: Spayed/Neutered/Microchipped	\$10.00	\$10.00	\$10.00	\$10.00	\$10.00	\$10.00	\$10.00	\$10.00
Animals	Redemption Fee: Sprayed/Neutered	\$12.00	\$12.00	\$12.00	\$12.00	\$12.00	\$12.00	\$12.00	\$12.00
Animals	Redemption Fee: Unfixed	\$35.00	\$35.00	\$35.00	\$35.00	\$35.00	\$35.00	\$35.00	\$35.00
Animals	Redemption Fee: Un-License Animal	\$12.50	\$12.50	\$12.50	\$12.50	\$12.50	\$12.50	\$12.50	\$12.50
Animals	Pick-up Fee	\$15.00	\$15.00	\$15.00	\$15.00	\$15.00	\$15.00	\$15.00	\$15.00
Animals	Cat Trap Rental (with signed Rental Agreement for each rental)	\$2.50	\$2.50	\$2.50	\$2.50	\$2.50	\$2.50	\$2.50	\$2.50
Animals	Animal License Fee: Spayed/Neutered/Microchipped	\$10.00	\$10.00	\$10.00	\$10.00	\$10.00	\$10.00	\$10.00	\$10.00
Animals	Animal License Fee: Sprayed/Neutered	\$12.00	\$12.00	\$12.00	\$12.00	\$12.00	\$12.00	\$12.00	\$12.00
Animals	Animal License Fee: Unfixed	\$35.00	\$35.00	\$35.00	\$35.00	\$35.00	\$35.00	\$35.00	\$35.00
Animals	Dog License Fee (un-spayed or un-neutered)	\$12.50	\$12.50	\$12.50	\$12.50	\$12.50	\$12.50	\$12.50	\$12.50
Animals	Dog License Fee (spayed or neutered)	\$6.25	\$6.25	\$6.25	\$6.25	\$6.25	\$6.25	\$6.25	\$6.25
Animals	Boarding Fees per day (Dog)	\$5.00	\$5.00	\$5.00	\$5.00	\$6.25	\$6.25	\$6.25	\$6.25
Animals	Boarding Fees per day (Cat)	\$3.50	\$3.50	\$3.50	\$3.50	\$3.50	\$3.50	\$3.50	\$3.50
Animals	Adoption Fee (Dog)	\$9.00	\$9.00	\$9.00	\$9.00	\$9.00	\$9.00	\$9.00	\$9.00
Animals	Adoption Fee (Cat)	\$4.50	\$4.50	\$4.50	\$4.50	\$4.50	\$4.50	\$4.50	\$4.50
Animals	Replace Tags	\$2.00	\$2.00	\$2.00	\$2.00	\$2.00	\$2.00	\$2.00	\$2.00
Animals	Euthanasia Fee	\$30.00	\$30.00	\$30.00	\$30.00	\$30.00	\$30.00	\$30.00	\$30.00
Animals	Second Time Redemption Fee: Spayed/Neutered/Microchipped	\$25.00	\$25.00	\$25.00	\$25.00	\$25.00	\$25.00	\$25.00	\$25.00
Animals	Second Time Redemption Fee: Sprayed/Neutered	\$30.00	\$30.00	\$30.00	\$30.00	\$30.00	\$30.00	\$30.00	\$30.00
Animals	Second Time Redemption Fee: Unfixed	\$50.00	\$50.00	\$50.00	\$50.00	\$50.00	\$50.00	\$50.00	\$50.00
Animals	Third Time Redemption Fee: Spayed/Neutered/Microchipped	\$50.00	\$50.00	\$50.00	\$50.00	\$50.00	\$50.00	\$50.00	\$50.00
Animals	Third Time Redemption Fee: Sprayed/Neutered	\$55.00	\$55.00	\$55.00	\$55.00	\$55.00	\$55.00	\$55.00	\$55.00
Animals	Third Time Redemption Fee: Unfixed	\$75.00	\$75.00	\$75.00	\$75.00	\$75.00	\$75.00	\$75.00	\$75.00

## Public Works

Fee Group	Fee Description	Unit	Notes
Public Works	Downtown Banner Installation Fee	per banner	Bucket truck and two workers needed for installation
Public Works	Special Request Waiver Form - Residential Event	per form	Usually only 2 locations to block off or up to 10 barricades
	Special Request Waiver Form - Organization/Group Sponsor Event	per form	4 locations to block off or up to 30 barricades
Building Permit Issuance Fees	Encroachment Permit		

Original Fee	CPI Increased Fee 2019 3.9%	CPI Increased Fee 2020 3.0%	CPI Increased Fee 2021 1.1%	CPI Increased Fee 2022 3.8%	CPI Increased Fee 2023 0.0%	CPI Increased Fee 2024 0.0%	CPI Increased Fee 2025 0.0%
\$115.00	\$119.00	\$124.00	\$125.00	\$130.00	\$130.00	\$130.00	\$130.00
\$115.00	\$119.00	\$124.00	\$125.00	\$130.00	\$130.00	\$130.00	\$130.00
\$230.00	\$239.00	\$248.00	\$251.00	\$260.00	\$260.00	\$260.00	\$260.00
\$66.00	\$69.00	\$72.00	\$73.00	\$76.00	\$76.00	\$76.00	\$76.00

**STAFF REPORT - CITY COUNCIL/SUCCESSOR AGENCY/PUBLIC FINANCE  
AUTHORITY**

**Subject:** Amendment to Personnel Rules and Procedures/Policies – Section 5.28 (Vehicle Assignments and Stipends)  
**Meeting Date:** Thursday, December 5, 2024  
**From:** Sean Brewer, Interim City Manager  
**Prepared by:** Sean Brewer, Interim City Manager

---

**I. RECOMMENDATION:**

It is recommended that the City Council approve an amendment to the City of Coalinga's Personnel Rules and Procedures/Policies to revise Section 5.28, as outlined below.

**II. BACKGROUND:**

The City of Coalinga's current Personnel Rules and Procedures/Policies does not provide flexibility for the City Manager to assign vehicles or provide stipends for positions unless specified such as public safety employees. To provide an additional tool to the City Manager to retain and recruit appropriate positions, staff proposes an amendment to Section 5.28, granting the City Manager the authority to assign City vehicles or provide stipends in lieu of a vehicle based on job requirements.

**III. DISCUSSION:**

The revised Section 5.28 will read as follows:

*“The City Manager, at their discretion, may assign a City vehicle to specific positions based on job requirements or provide a stipend in lieu of a physical vehicle. If a stipend is provided, it will be calculated using the IRS mileage rate and an estimated amount of miles that the City Manager deems appropriate to the position's duties and operational needs. The decision to assign a vehicle or grant a stipend will be determined by the City Manager to best support operational needs and employee efficiency.”*

This amendment is intended to provide the City Manager with greater flexibility in meeting the operational demands of various positions while ensuring cost-effectiveness and fairness. The discretion granted to the City Manager under this policy ensures decisions will reflect the operational priorities and fiscal responsibility of the City.

**IV. ALTERNATIVES:**

- Reject the amendment.

**V. FISCAL IMPACT:**

The fiscal impact will depend on the specific positions assigned vehicles or stipends. The IRS mileage rate and estimated mileage for stipends will ensure costs remain predictable and aligned with actual usage. No

significant budgetary impact is anticipated.

**ATTACHMENTS:**

File Name

Description

No Attachments Available

**STAFF REPORT - CITY COUNCIL/SUCCESSOR AGENCY/PUBLIC FINANCE  
AUTHORITY**

**Subject:** Adopt Resolution No. 4243 Amending the Department Head Pay Scale  
**Meeting Date:** Thursday, December 5, 2024  
**From:** Sean Brewer, Interim City Manager  
**Prepared by:** Sean Brewer, Interim City Manager

---

**I. RECOMMENDATION:**

The Interim City Manager recommends adopting Resolution No. 4243 amending the Department Head Pay Scale.

**II. BACKGROUND:**

The City Council agreed to increase the department salary schedule. The salary schedule for department heads has not been adjusted since 2022.

**III. DISCUSSION:**

This revision to the Department Head Pay Scale represents a 5% increase. This will be effective December 1, 2024.

**IV. ALTERNATIVES:**

Do not adopt Resolution No. 4243.

**V. FISCAL IMPACT:**

**ATTACHMENTS:**

File Name	Description
<input type="checkbox"/> RESO#4243_Amending_the_Department_Head_Pay_Scale_120524.pdf	Resolution No. 4243
<input type="checkbox"/> Department_Head_Pay_Scale_12-1-2024.docx	Department Head Pay Scale 12-2-2024

**RESOLUTION NO. 4243**

**A RESOLUTION OF THE CITY COUNCIL OF THE CITY OF COALINGA REVISING THE  
CITY OF COALINGA DEPARTMENT HEAD PAY SCALE**

**WHEREAS**, the governing body of the City of Coalinga is authorized to prepare, install, revise and maintain a position classification and compensation plan covering all positions in the competitive service;

**NOW, THEREFORE, BE IT RESOLVED,**

- I. That the City Council of the City of Coalinga hereby established pay scales for all employees in all classifications of employment described on the Department Head Pay Scale to be revised effective December 1, 2024.

The foregoing resolution was approved and adopted at a meeting of the City Council of the City of Coalinga held on the **5th day of December, 2024**, by the following vote:

AYES:

NOES:

ABSTAIN:

ABSENT:

APPROVED:

---

Jim Horn, Mayor

ATTEST:

---

Shannon Jensen, City Clerk







**STAFF REPORT - CITY COUNCIL/SUCCESSOR AGENCY/PUBLIC FINANCE  
AUTHORITY**

**Subject:** Adopt Resolution No. SA-348 Approving the Recognized Obligation Payment Schedule 25-26 for July 2025 through June 2026 and the Fiscal Year 2025-26 Administrative Budget

**Meeting Date:** Thursday, December 5, 2024

**From:** Sean Brewer, Interim City Manager

**Prepared by:** Mai Vang, Financial Services Director

---

**I. RECOMMENDATION:**

Financial Services Director recommends that the Agency adopt Resolution No. SA-348 Approving the Recognized Obligation Payment Schedule 25-26 for July 2025 through June 2026 and the Fiscal Year 2025-26 Administrative Budget.

**II. BACKGROUND:**

A Recognized Obligation Payment Schedule (“ROPS”) covering the period of July 1, 2025 through June 30, 2026 is due by February 1, 2025 pursuant to Health and Safety Code (“HSC”) Section 34177(o). The ROPS requests necessary payments for each enforceable obligation of the former Coalinga Redevelopment Agency for Fiscal Year (“FY”) 2025-26.

ROPS 25-26 has been prepared for the Successor Agency Board’s consideration and is attached to this staff report. The Fresno Countywide Oversight Board (“Oversight Board”) would also review the ROPS 25-26 at its meeting on January 23, 2026. Once approved, staff would transmit it electronically to the Department of Finance (“DOF”), State Controller, and Fresno County Auditor-Controller (“CAC”) for their review. The adopted ROPS must be transmitted by February 1, 2025, or the Successor Agency would be subject to a penalty of \$10,000 per day. With DOF approval, the Auditor-Controller would be authorized to disperse property tax revenue to pay ROPS obligations on June 1, 2025 and January 2, 2026.

**III. DISCUSSION:**

*Recognized Obligation Payment Schedule*

As per their practice, the DOF provides successor agencies a partially completed ROPS form to standardize the form and make it consistent with the automated tracking system. DOF continues to make minor annual changes to the ROPS forms and process for submitting the ROPS.

Redevelopment Property Tax Trust Funds (“RPTTF”) requested for 25-26 ROPS period payments are net of cash carried over from the ROPS 22-23 period; this cash is referred to as the “prior period adjustment”. The Prior Period Adjustment for ROPS 22-23 was reported by the Coalinga Successor Agency staff to the County Auditor-Controller in September of this year and reported a total of \$25,151 of unspent RPTTF funds carried over from the ROPS 22-23 period.

For ROPS 25-26, the Successor Agency is requesting a total of \$681,825 in Redevelopment Property Tax Trust Fund money to fund ROPS obligations, \$620,825 for the first half of the fiscal year and \$61,000 for

the second half of the fiscal year. The obligations listed on the ROPS include:

- Item #9: \$122,000 for Successor Agency Administrative Budget
- Item #44: \$544,625 for 2018 Tax Allocation Refunding Bonds (TARB) debt service payment
- Item #45: \$3,500 for 2018 TARB Fiscal Agent Fees
- Item #46: \$5,000 for 2018 TARB Continuing Disclosure report
- Item #49: \$4,400 for 2000 Tax Allocation Bonds (TAB) Fiscal Agent Fees
- Item #50: \$2,300 for 2000 TAB Continuing Disclosure report
- Item #51: No request or \$0 for the 2000 TAB Accreted Interest due in 2026

It is important to note in advance, that the 2018 TARB will be paid off on September 15, 2025 or during the ROPS 25-26 period. Despite this, the Successor Agency will need to remain in existence in order to pay down items #49, #50, #51. These enforceable obligations cover unfunded existing obligations related to the 2000 TAB Accreted Interest portion. The 2000 Bonds were mostly refunded with the 2018 TARB. All line items relating to the 2000 TAB were then retired off of the ROPS in 2018, However, the Accreted Interest portion of the 2000 Bonds, and related fees and disclosure costs, remained outstanding. The Agency has thus far been able to cover the fiscal agent fees (#49) and continuing disclosure costs (#50) for the 2000 TAB with existing RPTTF distributions. In 2026, however, the first 2000 TAB Accreted Interest payment (#51) of \$564,571 will come due. Staff prepared the ROPS 24-25 to include these new items to accurately reflect the situation and prepare for the Accreted Interest payment. DOF approved the return of the 2000 TAB obligations on April 12, 2024. The ROPS 25-26 presented currently continues the inclusion of the 2000 TAB obligations.

With its approval, the Successor Agency ROPS 25-26 would continue the process of dissolving the financial affairs of the former redevelopment agency, which should, based on current obligations, be completed after September 15<sup>th</sup>, 2030, or the end of the accreted interest portion of the 2000 TAB (Item #51).

Once approved by the Successor Agency, the ROPS 25-26 and the accompanying administrative budget would be considered by the Fresno Countywide Oversight Board.

#### **IV. ALTERNATIVES:**

None

#### **V. FISCAL IMPACT:**

For ROPS 25-26, the Successor Agency Fund 820, is requesting a total of \$681,825 in Redevelopment Property Tax Trust Fund money to fund ROPS obligations, \$620,825 for the first half of the fiscal year and \$61,000 for the second half of the fiscal year.

#### **ATTACHMENTS:**

File Name	Description
□ 20241205_-_Coalinga_SA_Resolution_#_SA-348_ROPS_25-26.pdf	Resolution # SA-348
□ 20241205_-_Exhibit_A_Coalinga_ROPS_25-26_RAD_app.pdf	FY25/26 ROPS Exhibit A

**SUCCESSOR AGENCY TO THE REDEVELOPMENT AGENCY OF THE CITY OF  
COALINGA**

**RESOLUTION NO. SA-348**

**A RESOLUTION OF THE SUCCESSOR AGENCY TO THE  
REDEVELOPMENT AGENCY OF THE CITY OF  
COALINGA APPROVING THE RECOGNIZED  
OBLIGATION PAYMENT SCHEDULE 2025-26 FOR JULY  
2025 THROUGH JUNE 2026 AND THE FISCAL YEAR 2025-  
26 ADMINISTRATIVE BUDGET**

**WHEREAS**, the City Council of the City of Coalinga elected to serve as the Successor Agency to the former Coalinga Redevelopment Agency (“Successor Agency”) in accordance with the Dissolution Act (enacted by Assembly Bill (“AB”) x1 26, as amended by AB 1484 and Senate Bill (“SB”) 107, and codified in the California Health and Safety Code); and

**WHEREAS**, among the duties of successor agencies under the Dissolution Act is the preparation of a recognized obligation payment schedule (“ROPS”) for the ensuing six-month period for consideration by a local oversight board and California Department of Finance (“DOF”) for purposes of administering the wind-down of financial obligations of the former Redevelopment Agency; and

**WHEREAS**, a ROPS 25-26 covering the twelve-month period from July 1, 2025 through June 30, 2026, attached hereto as Exhibit “A” has been prepared by staff and consultants consistent with the provisions of the Dissolution Act and in the format made available by DOF; and

**WHEREAS**, Health and Safety Code Section 34177(j) requires the Successor Agency to prepare a proposed administrative budget and submit it to the Oversight Board for its approval; and

**WHEREAS**, the ROPS 25-26 includes a proposed administrative budget of \$122,000 for the fiscal year, attached hereto as Exhibit “B”; and

**WHEREAS**, the Successor Agency desires to approve the ROPS 25-26 and Fiscal Year 2025-26 Administrative Budget and transmit it to various parties as required by the Dissolution Act.

**NOW, THEREFORE**, the Successor Agency to the Redevelopment Agency of the City of Coalinga resolves as follows:

**SECTION 1.** The Recitals set forth above are true and correct and incorporated herein by reference.

**SECTION 2.** The Successor Agency hereby approves and adopts the ROPS 25-26 and Administrative Budget covering the period of July 1, 2025 through June 30, 2026, in substantially the form attached hereto as Exhibit A and B, and incorporated herein by reference, as required by the Dissolution Act.

**SECTION 3.** The City Manager is hereby authorized and directed to post of copy of the ROPS 25-26 on the City’s website and transmit a copy to the Oversight Board for its approval and to all other agencies as required by the Dissolution Act.

PASSED AND ADOPTED at a regular meeting of the Successor Agency to the Coalinga Redevelopment Agency held on the 5th day of December 2024, by the following vote, to wit:

AYES:

NOES:

ABSENT:

ABSTAIN:

---

Chair

Attest:

---

Secretary

I hereby certify that the above Resolution No. SA-348 was duly introduced, read and adopted by the Successor Agency to the Coalinga Redevelopment Agency at a regular meeting held on December 5th, 2024.

---

Secretary

**EXHIBIT A**

**RECOGNIZED OBLIGATION PAYMENT SCHEDULE 25-26  
(JULY 2025 THROUGH JUNE 2026)**

**EXHIBIT B**

**ADMINISTRATIVE BUDGET FISCAL YEAR 25-26  
(JULY 2025 THROUGH JUNE 2026)**

**Coalinga Successor Agency Administrative Budget**

**ANNUAL & SIX-MONTH ADMINISTRATIVE BUDGETS  
FISCAL YEAR 2025-26**

<b>Expense Category</b>	<b>ANNUAL FY 2025-26</b>	<b>JUL-DEC 2025</b>	<b>JAN - JUN 2026</b>	<b>Description</b>
<b><i>Personnel Expenses</i></b>	<b><i>RPTTF</i></b>	<b><i>RPTTF</i></b>	<b><i>RPTTF</i></b>	
Salaries and Wages	\$ 80,000	\$ 40,000	\$ 40,000	City Manager's Office - Provide direction to staff and consultants as needed; reviews and oversees SA administration. Finance Department - Process payment of enforceable obligations; maintain documentation of SA records; coordinate with consultants to answer questions and provide documentation as needed for reporting preparation and as requested by the Oversight Board, County Auditor-Controller, and DOF; administration and implementation of SA wind-down activities.
<b><i>Personnel Costs Subtotal</i></b>	<b>\$ 80,000</b>	<b>\$ 40,000</b>	<b>\$ 40,000</b>	
<b><i>Service Expenses</i></b>	<b><i>RPTTF</i></b>	<b><i>RPTTF</i></b>	<b><i>RPTTF</i></b>	
Professional Services	\$ 15,000	\$ 7,500	\$ 7,500	Prepare ROPS, PPA, staff reports and resolutions for SA and OB; coordinate and answer questions for Oversight Board, County Auditor-Controller, and DOF; other SA services as needed. (Includes RSG's contract)
Accounting and Auditing	\$ 10,000	\$ 5,000	\$ 5,000	Audits and other financial services as needed.
Legal Services	\$ 2,000	\$ 1,000	\$ 1,000	Provide general legal services as needed, review staff reports and resolutions, other legal services as needed.
Overhead & Department Expenses	\$ 15,000	\$ 7,500	\$ 7,500	Office overhead, utilities, maintenance and repairs, supplies, trainings, conferences, other SA expenses.
<b><i>Service Costs Subtotal</i></b>	<b>\$ 42,000</b>	<b>\$ 21,000</b>	<b>\$ 21,000</b>	
<b>Total Expenses</b>	<b>\$ 122,000</b>	<b>\$ 61,000</b>	<b>\$ 61,000</b>	

**Recognized Obligation Payment Schedule (ROPS 25-26) - Summary**  
**Filed for the July 1, 2025 through June 30, 2026 Period**

**Successor Agency:** Coalinga

**County:** Fresno

<b>Current Period Requested Funding for Enforceable Obligations (ROPS Detail)</b>	<b>25-26A Total (July - December)</b>	<b>25-26B Total (January - June)</b>	<b>ROPS 25-26 Total</b>
<b>A Enforceable Obligations Funded as Follows (B+C+D)</b>	\$ -	\$ -	\$ -
B Bond Proceeds	-	-	-
C Reserve Balance	-	-	-
D Other Funds	-	-	-
<b>E Redevelopment Property Tax Trust Fund (RPTTF) (F+G)</b>	\$ 620,825	\$ 61,000	\$ 681,825
F RPTTF	559,825	-	559,825
G Administrative RPTTF	61,000	61,000	122,000
<b>H Current Period Enforceable Obligations (A+E)</b>	\$ 620,825	\$ 61,000	\$ 681,825

**Certification of Oversight Board Chairman:**

Pursuant to Section 34177 (o) of the Health and Safety code, I hereby certify that the above is a true and accurate Recognized Obligation Payment Schedule for the above named successor agency.

\_\_\_\_\_  
Name Title

/s/ \_\_\_\_\_  
Signature Date



**Coalinga**  
**Recognized Obligation Payment Schedule (ROPS 25-26) - ROPS Detail**  
**July 1, 2025 through June 30, 2026**

A	B	C	D	E	F	G	H	I	J	K	L	M	N	O	P	Q	R	S	T	U	V	W
Item #	Project Name	Obligation Type	Agreement Execution Date	Agreement Termination Date	Payee	Description	Project Area	Total Outstanding Obligation	Retired	ROPS 25-26 Total	ROPS 25-26A (Jul - Dec)					25-26A Total	ROPS 25-26B (Jan - Jun)					25-26B Total
											Fund Sources						Fund Sources					
											Bond Proceeds	Reserve Balance	Other Funds	RPTTF	Admin RPTTF		Bond Proceeds	Reserve Balance	Other Funds	RPTTF	Admin RPTTF	
								\$1,212,848		\$681,825	\$-	\$-	\$-	\$559,825	\$61,000	\$620,825	\$-	\$-	\$-	\$-	\$61,000	\$61,000
9	Successor Agency Administrative Costs	Admin Costs	01/01/2014	12/31/2030	Administrative Staff	Administrative Cost Allowance-Staff & Admn costs	Coalinga	610,000	N	\$122,000	-	-	-	-	61,000	\$61,000	-	-	-	-	61,000	\$61,000
44	2018 Tax Allocation Refunding Bonds	Refunding Bonds Issued After 6/27/12	06/19/2018	09/15/2025	Wells Fargo	Refunding of 2000 and 2009 Series A, B and C tax allocation bonds issued to fund non-housing projects		544,626	N	\$544,625	-	-	-	544,625	-	\$544,625	-	-	-	-	-	\$-
45	2018 Tax Allocation Refunding Bonds - Fiscal Agent Fees	Fees	06/19/2018	09/15/2025	Wells Fargo	Fiscal agent fees for 2018 TARB		7,000	N	\$3,500	-	-	-	3,500	-	\$3,500	-	-	-	-	-	\$-
46	2018 Tax Allocation Refunding Bonds - Continuing Disclosure Fee	Fees	09/12/2018	03/31/2027	RSG, Inc	Annual Continuing disclosure report for 2018 TARB		15,000	N	\$5,000	-	-	-	5,000	-	\$5,000	-	-	-	-	-	\$-
49	2000 Tax Allocation Bonds - Fiscal Agent Fees	Fees	06/27/2000	09/15/2030	US Bank	Trustee fees for 2000 Bonds		24,222	N	\$4,400	-	-	-	4,400	-	\$4,400	-	-	-	-	-	\$-
50	2000 Tax Allocation Bonds - Continuing Disclosure Fees	Fees	06/27/2000	09/15/2030	Urban Futures	Annual continuing disclosure report for 2000 TAB	Coalinga	12,000	N	\$2,300	-	-	-	2,300	-	\$2,300	-	-	-	-	-	\$-
51	2000 Tax	Bonds	06/27/	09/15/2030	US Bank	Accreted	Coalinga	-	N	\$-	-	-	-	-	-	\$-	-	-	-	-	-	\$-



**Coalinga**  
**Recognized Obligation Payment Schedule (ROPS 25-26) - Report of Cash Balances**  
**July 1, 2022 through June 30, 2023**  
(Report Amounts in Whole Dollars)

Pursuant to Health and Safety Code section 34177 (l), Redevelopment Property Tax Trust Fund (RPTTF) may be listed as a source of payment on the ROPS, but only to the extent no other funding source is available or when payment from property tax revenues is required by an enforceable obligation.							
A	B	C	D	E	F	G	H
		<b>Fund Sources</b>					
		<b>Bond Proceeds</b>		<b>Reserve Balance</b>	<b>Other Funds</b>	<b>RPTTF</b>	
	<b>ROPS 22-23 Cash Balances (07/01/22 - 06/30/23)</b>	Bonds issued on or before 12/31/10	Bonds issued on or after 01/01/11	Prior ROPS RPTTF and Reserve Balances retained for future period(s)	Rent, grants, interest, etc.	Non-Admin and Admin	<b>Comments</b>
1	<b>Beginning Available Cash Balance (Actual 07/01/22)</b> RPTTF amount should exclude "A" period distribution amount.			227,198	454,789	46,134	"(E): \$227,198 retained for ROPS 23-24 (F): \$161,179 retained for ROPS 22-23 + \$293,610 available but not yet held; (G): \$21,868 in PPA 19-20 for ROPS 22-23 + \$19,259 in PPA 20-21 for ROPS 23-24 + \$5,007 in PPA 21-22 for ROPS 24-25;"
2	<b>Revenue/Income (Actual 06/30/23)</b> RPTTF amount should tie to the ROPS 22-23 total distribution from the County Auditor-Controller				14,617	1,171,299	(F): Interest income, loan payments, amortization
3	<b>Expenditures for ROPS 22-23 Enforceable Obligations (Actual 06/30/23)</b>				166,378	1,168,016	(F): \$161,179 other funds used for ROPS 22-23 + \$4,400 2000 TAB fiscal fees + \$799 overspent on Disclosure Reporting
4	<b>Retention of Available Cash Balance (Actual 06/30/23)</b> RPTTF amount retained should only include the amounts distributed as reserve for future period(s)			227,198		24,266	"(E): \$227,198 retained for ROPS 23-24; (G): \$19,259 in PPA 20-21 for ROPS 23-24 + \$5,007 in PPA 21-22 for ROPS 24-25;"
5	<b>ROPS 22-23 RPTTF Prior Period Adjustment</b> RPTTF amount should tie to the Agency's ROPS 22-23 PPA form submitted to the CAC			No entry required		25,151	PPA 22-23

Pursuant to Health and Safety Code section 34177 (l), Redevelopment Property Tax Trust Fund (RPTTF) may be listed as a source of payment on the ROPS, but only to the extent no other funding source is available or when payment from property tax revenues is required by an enforceable obligation.

A	B	C	D	E	F	G	H
		<b>Fund Sources</b>					
		<b>Bond Proceeds</b>		<b>Reserve Balance</b>	<b>Other Funds</b>	<b>RPTTF</b>	
	<b>ROPS 22-23 Cash Balances (07/01/22 - 06/30/23)</b>	Bonds issued on or before 12/31/10	Bonds issued on or after 01/01/11	Prior ROPS RPTTF and Reserve Balances retained for future period(s)	Rent, grants, interest, etc.	Non-Admin and Admin	<b>Comments</b>
<b>6</b>	<b>Ending Actual Available Cash Balance (06/30/23)</b> C to F = (1 + 2 - 3 - 4), G = (1 + 2 - 3 - 4 - 5)	\$-	\$-	\$-	\$303,028	\$-	<b>G): \$293,610 available but not withheld from prior ROPS 24-25 process + \$14,617 in other funds income</b>

**Coalinga**  
**Recognized Obligation Payment Schedule (ROPS 25-26) - Notes**  
**July 1, 2025 through June 30, 2026**

Item #	Notes/Comments
9	
44	
45	
46	
49	
50	
51	

**STAFF REPORT - CITY COUNCIL/SUCCESSOR AGENCY/PUBLIC FINANCE  
AUTHORITY**

**Subject:** Authorize Interim City Manager to execute Municipal Advisory Agreement, Addendum A, and Addendum with Wulff, Hansen & Co. for Municipal Advisory Services

**Meeting Date:** Thursday, December 5, 2024

**From:** Sean Brewer, Interim City Manager

**Prepared by:** Mai Vang, Financial Services Director

---

**I. RECOMMENDATION:**

Authorize Interim City Manager to execute Municipal Advisory Agreement, Addendum A, and Addendum B with Wulff, Hansen & Co. for Municipal Advisory Services

**II. BACKGROUND:**

The City regularly enlists the services and advice of a Registered Municipal Advisor to assist and advise the City on a variety of matters relating to existing and proposed municipal securities financing(s) and other matters requiring the Municipal Advisor's expertise. Unlike most financial service providers with whom the City does business, a Registered Municipal Advisor has a fiduciary duty to its clients, imposed by law, and thus is legally obligated to act and advise only in the City's best interest. Consequently, they are often the most appropriate subject matter expert to advise the City on relevant issues. The Government Finance Officers Association (GFOA) recommends that, unless a government has sufficient internal expertise, it retain a Municipal Advisor when considering and developing a bond transaction.

The City has been working with Wulff, Hansen & Co. ("Wulff Hansen") since the early 2000's and specifically its representatives Bud Levine and more recently Rob Pankratz who, among numerous other projects over the years, most recently assisted the City with its issuance of Water and Wastewater Revenue Bonds to fund the solar project at its Water and Wastewater Treatment Plants.

In addition to advising on matters relating to municipal securities, Mr. Levine and Mr. Pankratz advise and assist the City in its management of certain City reserves via Wulff Hansen's Public Agency U.S. Treasury Securities Investment Program, in which the City is an ongoing and active participant.

By the terms of the existing Municipal Advisory Agreement and related Addenda between the City and Wulff Hansen, the current contractual arrangements will terminate via expiration on December 31, 2024.

**III. DISCUSSION:**

The new Municipal Advisory Agreement between the City and Wulff Hansen is essentially identical to the expiring Agreement. It outlines the relationship between the two parties, the Municipal Advisor's duties to the City, the term of the agreement, and provides a framework to make possible the future provision of services and any related compensation via Addenda to the base agreement. There is no cost associated with the agreement itself and the agreement may be cancelled by the City at any time without penalty. The new agreement is attached to this report.

Addendum A to the new Municipal Agreement between the City and Wulff Hansen describes services and fees relating to certain hourly services which may be requested by the City, including but not limited to the creation of a Pension Funding Policy, assistance with updating other existing City policies, assistance with the coordination of required arbitrage reporting, and assistance with bond rating maintenance. Addendum A may be cancelled by the City at any time without penalty. Addendum A is attached to this report.

Addendum B to the new Municipal Advisory Agreement between the City and Wulff Hansen replaces an existing Addendum under the existing agreement relating to Wulff Hansen Public Agency U.S. Treasury Securities Investment Program. All terms of the original addendum relating to such service, with the exception of the term, shall remain unchanged, including the fee structure. Addendum B may be cancelled by the City at any time without penalty. Addendum B is attached to this report.

#### **IV. ALTERNATIVES:**

The City Council may decline to authorize the Interim City Manager to execute the Municipal Advisory Agreement and/or Addendum A and/or Addendum B.

#### **V. FISCAL IMPACT:**

There is no fiscal impact to the City by executing the Municipal Advisory Agreement.

The maximum fiscal impact to the City by executing Addendum A is a total potential cost of \$21,700 from now through its termination date of December 31, 2029. All services to be provided under Addendum A will be provided on an hourly basis and will be subject to future written agreement between authorized City Staff and Wulff Hansen. Any future written agreement for the provision of services under Addendum A must be within the confines of the potential services described in Section 2 of Addendum A. Furthermore, it is anticipated that any future written agreement for the provision of services under Addendum A will include a not-to-exceed amount of hours required to complete the work.

The fiscal impact to the City by executing Addendum B is variable and will depend on the amount of funds the City maintains within the U.S. Treasury investment program. Based on an invested balance of \$5,090,941.46 (the QE 9/30/2024 invested balance for the City), the fiscal impact for the QE 9/30/2024 was \$1,695.46. It is reasonable to estimate that if the City continues its participation in the investment program, the City's annual cost for Municipal Advisor's related service will be approximately \$6,800 per year. In FYE2024, the City's cost for this service was more than offset by enhanced investment earnings when compared to the investment vehicle that previously held these reserves (LAIF).

#### **ATTACHMENTS:**

	<b>File Name</b>	<b>Description</b>
□	24MAAgreement_Coalinga_sCC.pdf	Agreement
□	24AddendumA_Coalinga_sCC.pdf	Addendum A
□	24AddendumB_Coalinga_sCC.pdf	Addendum B

**WULFF, HANSEN & CO.**  
ESTABLISHED 1931  
**INVESTMENT BANKERS**

100 SMITH RANCH ROAD, SUITE 330  
SAN RAFAEL, CALIFORNIA 94903  
(415) 421-8900

**December 5, 2024**

**Sean Brewer  
Interim City Manager  
City of Coalinga  
155 W Durian  
Coalinga, CA 93210**

This is an Agreement (AGREEMENT) between the City of Coalinga (CLIENT) and Wulff, Hansen & Co. (MUNICIPAL ADVISOR or ADVISOR or MA) a registered municipal advisory firm. This Agreement replaces, cancels, and supersedes the existing Agreement dated June 1, 2020 which was scheduled to terminate on December 31, 2024. The purpose of the AGREEMENT is to provide a framework allowing MUNICIPAL ADVISOR to provide municipal advisory services (SERVICES) to CLIENT from time to time as may be mutually agreed upon by both parties. All such SERVICES to be delivered under this Agreement will be specifically described in an Addendum to the AGREEMENT accepted by both parties, and no services will be provided in the absence of such an Addendum. The terms and conditions of this Agreement are set forth below. CLIENT understands and acknowledges that any information or services provided by ADVISOR pursuant to an Addendum to this Agreement are for the purpose of serving as Municipal Advisor to CLIENT and not as an Underwriter or otherwise facilitating the placement of municipal securities issued by CLIENT.

This AGREEMENT also contains various disclosures and other information required under MSRB Rule G-42 and, with its Addenda, will serve as written documentation of certain specific terms, disclosures and other items of information relating to our relationship as of the date this AGREEMENT is signed by ADVISOR. If this information materially changes during the relationship any such change will be described in writing and delivered to you.

**1. Scope of Services.**

**(a) *Services to be provided.***

From time to time CLIENT may request that ADVISOR provide municipal advisory services relating to a specific project or projects. The scope of any such services, any limitations thereon, any compensation to be earned by ADVISOR in connection with their delivery, and any conflicts of interest (other than those disclosed in this AGREEMENT) that ADVISOR may have in connection with such services will be described in an Addendum to this AGREEMENT. No services which are not so described and documented in an Addendum will be provided by ADVISOR to CLIENT.

**(b) *Limitations on Scope of Services***

Where an Addendum to this Agreement describes the scope of services to be provided under that Addendum, any limitations on such scope in addition to those included in this Agreement will be described in that Addendum.

Unless otherwise specifically provided in an Addendum to this Agreement, ADVISOR is not responsible for preparing any preliminary or final official statement, or for certifying as to the accuracy or completeness of any preliminary or final official statement, other than with respect to any information about Municipal Advisor provided by Municipal Advisor for inclusion in such documents. In addition, ADVISOR will not provide any of the following services in connection with any engagement pursuant to this Agreement or any associated Addenda:

- a) Legal services of any kind;
- b) Assistance to CLIENT with regard to CLIENT's responsibilities under the federal securities laws and regulations relating to initial or continuing disclosure in connection with municipal securities, inclusive of the Securities Act of 1933 and Rule 10b-5 promulgated under the Securities Exchange Act of 1934. Such services will be provided only if ADVISOR is explicitly engaged by CLIENT in a separate contract unrelated to this Agreement or any Addenda thereto.
- c) Engineering services of any kind;



- d) Special Tax Rate Consulting
- e) Absorption Analysis or the review thereof;
- f) Feasibility Studies or the review thereof
- g) Fiscal Consulting;
- h) Underwriting or placement agent services;
- i) Accounting services;

CLIENT acknowledges its responsibility with respect to compliance with federal securities laws and represents its intention to comply in all respects with such laws. CLIENT acknowledges and understands that state and federal laws relating to disclosure in connection with municipal securities may apply to the CLIENT and that the failure of ADVISOR to advise CLIENT respecting these laws shall not constitute a breach by ADVISOR of any of its duties and responsibilities under this Agreement.

CLIENT acknowledges and accepts that members of Municipal Advisor's staff, for regulatory compliance policy reasons, are not permitted to and will not employ SMS text messaging, social media applications such as WhatsApp, or any other form of electronic communication or messaging other than standard email and telephonic voice communications, and CLIENT agrees that it will not attempt to use such means of communication in the course of its business with Municipal Advisor. Should CLIENT wish to use Zoom for realtime electronic communications with Municipal Advisor, CLIENT agrees that it will not attempt to use or engage with Zoom's 'chat' function, which is an electronic messaging system that Advisor's staff is not permitted to employ.

**2. Municipal Advisor's Regulatory Duties When Advising CLIENT.**

MSRB Rule G-42 requires that Municipal Advisor make a reasonable inquiry as to the facts that are relevant to CLIENT's determination whether to proceed with a course of action or that form the basis for any advice provided by MA to CLIENT. The rule also requires that MA undertake a reasonable investigation to determine that it is not basing any recommendation on materially inaccurate or incomplete information. Municipal Advisor is also required under the rule to use reasonable diligence to know the essential facts about CLIENT and the authority of each person acting on CLIENT's behalf.

Accordingly, MA will seek CLIENT's assistance and cooperation, and the assistance and cooperation of CLIENT's agents, with the carrying out by Municipal Advisor of these regulatory duties, including providing to Municipal Advisor accurate and complete information and reasonable access to relevant documents, other information and personnel needed to fulfill such duties. In addition, to the extent CLIENT seeks to have MA provide advice with regard to any recommendation made by a third party, MA requests that CLIENT provide to MA written direction to do so as well as any information it has received from such third party relating to its recommendation.

**3. Term.**

This AGREEMENT shall become effective upon acceptance by both parties and shall terminate on December 31, 2029 unless terminated earlier by one of the parties. Either party may terminate this AGREEMENT upon thirty days written notice to the other party or as may be mutually agreed by both parties. ADVISOR's engagement to provide municipal advice on a specific project or projects described in an Addendum to this document shall terminate as described in that Addendum.

**4. Compensation.**

The form and basis of any compensation for any of Municipal Advisor's services provided or expenses incurred pursuant to an Addendum to this AGREEMENT will be as described in that Addendum.

**5. Limitation of Liability.**

In the absence of willful misconduct, bad faith, gross negligence or reckless disregard of obligations or duties hereunder on the part of Municipal Advisor or any of its associated persons, Municipal Advisor and its associated persons shall have no liability to CLIENT for any act or omission in the course of, or connected with, rendering services hereunder, or for any error of judgment or mistake of law, or for any loss arising out of any issuance of municipal securities, any municipal financial product or any other investment, or for any financial or other damages resulting

from CLIENT's election to act or not to act, as the case may be, contrary to any advice or recommendation provided by Municipal Advisor to CLIENT. No recourse shall be had against Municipal Advisor for loss, damage, liability, cost or expense (whether direct, indirect or consequential) of CLIENT arising out of or in defending, prosecuting, negotiating or responding to any inquiry, questionnaire, audit, suit, action, or other proceeding brought or received from the Internal Revenue Service in connection with any Issue or otherwise relating to the tax treatment of any Issue, or in connection with any opinion or certificate rendered by counsel or any other party. Notwithstanding the foregoing, nothing contained in this paragraph or elsewhere in this Agreement shall constitute a waiver by CLIENT of any of its legal rights under applicable U.S. federal securities laws or any other laws whose applicability is not permitted to be contractually waived nor shall it constitute a waiver or diminution of Municipal Advisor's fiduciary duty to CLIENT under Section 15B(c)(1) of the Securities Exchange Act of 1934, as amended, and the rules thereunder.

#### **6. Required Disclosures.**

MSRB Rule G-42 requires that MUNICIPAL ADVISOR provide CLIENT with the following disclosures of material conflicts of interest and of information regarding certain legal events and disciplinary history.

(a) ***Disclosures of Conflicts of Interest.*** MSRB Rule G-42 requires that municipal advisors provide to their clients disclosures relating to any actual or potential material conflicts of interest, including certain categories of potential conflicts of interest identified in Rule G-42, if applicable. If no such material conflicts of interest are known to exist based on the exercise of reasonable diligence by the municipal advisor, municipal advisors are required to provide a written statement to that effect.

Accordingly, any material conflicts of interest known to MUNICIPAL ADVISOR in connection with the Scope of Services are disclosed below, including those conflicts applying to various forms of compensation which are described in a document attached to this AGREEMENT. We believe that these conflicts are mitigated by our duties to CLIENT as assigned to us under Federal and State laws and regulations and the rules of the Municipal Securities Rulemaking Board. In addition, because MUNICIPAL ADVISOR is a broker-dealer with significant business and economic interests due to the nature of its overall business, the success and profitability of MUNICIPAL ADVISOR is not dependent on maximizing short-term revenue generated from individualized recommendations to its clients but instead is dependent on long-term profitability built on a foundation of integrity, quality of service and strict adherence to its fiduciary duty where such duty exists. Furthermore, MUNICIPAL ADVISOR's municipal advisory supervisory structure, leveraging our long-standing and comprehensive broker-dealer supervisory processes and practices, provides strong safeguards against individual representatives of MUNICIPAL ADVISOR potentially departing from their regulatory duties due to personal interests.

#### ***Other Municipal Advisor or Underwriting Relationships.***

MUNICIPAL ADVISOR serves a wide variety of other clients that may from time to time have interests that could have a direct or indirect impact on the interests of CLIENT. For example, MUNICIPAL ADVISOR and/or its Municipal Advisor Representatives provide municipal advice to other municipal advisory clients and, in such cases, owes a regulatory duty to such other clients just as it does to CLIENT under this Agreement. These other clients may, from time to time and depending on the specific circumstances, have competing interests, such as accessing the new issue market with the most advantageous timing and with limited competition at the time of the offering. In acting in the interests of its various clients, MUNICIPAL ADVISOR could potentially face a conflict of interest arising from these competing client interests. In other cases, as a broker-dealer that engages in underwritings of new issuances of municipal securities by other municipal entities, the interests of MUNICIPAL ADVISOR to achieve a successful and profitable underwriting for its municipal entity underwriting clients could potentially constitute a conflict of interest if, as in the example above, the municipal entities that MUNICIPAL ADVISOR serves as underwriter or municipal advisor have competing interests in seeking to access the new issue market with the most advantageous timing and with limited competition at the time of the offering. None of these other engagements or relationships would impair MUNICIPAL ADVISOR's ability to fulfill its regulatory duties to CLIENT.

#### ***Broker-Dealer and Investment Advisory Business.***

MUNICIPAL ADVISOR is a broker-dealer and investment advisory firm that engages in a broad range of securities-related activities to service its clients, in addition to serving as a municipal advisor or underwriter. Such securities-related activities, which may include but are not limited to the buying and selling of new issue and outstanding securities and investment advice in connection with such securities, including securities of CLIENT, may be undertaken on behalf of, or as counterparty to, CLIENT, personnel of CLIENT, and current or potential investors in the securities of CLIENT. These other clients may, from time to time and depending on the specific circumstances, have interests in conflict with those of CLIENT, such as when their buying or selling of CLIENT's securities may have an adverse effect on the market for CLIENT's securities, and the interests of such other clients could create the incentive for MUNICIPAL ADVISOR to make recommendations to CLIENT that could result in more advantageous pricing for the other clients. Furthermore, any potential conflict arising from MUNICIPAL ADVISOR effecting or otherwise assisting such other clients in connection with such transactions is mitigated by means of such activities being engaged in on customary terms through units of the MUNICIPAL ADVISOR that operate separately from MUNICIPAL ADVISOR's municipal advisory business, thereby reducing the likelihood that the interests of such other clients would have an impact on the services provided by MUNICIPAL ADVISOR to CLIENT under this Agreement.

In addition to the considerations above, the fact that MUNICIPAL ADVISOR's staff are engaged in support of these other business activities could create a conflict when multiple demands exist on a particular individual's time and resources. We reasonably believe that this conflict is mitigated by our staff's desire to complete CLIENT's work in a timely manner and consequently be compensated by MUNICIPAL ADVISOR for their efforts.

***Other Business Relationships***

MUNICIPAL ADVISOR may have existing or future business relationships, unrelated to CLIENT or MUNICIPAL ADVISOR's services to CLIENT, with underwriters, placement agents, attorneys, accountants, financial institutions, contractors or other entities whose services it may recommend to CLIENT or whom CLIENT may select on its own initiative. MUNICIPAL ADVISOR's business relationships with such entities may include payments or referrals made to Advisor by such entities or payments or referrals made by Advisor to such entities in connection with matters wholly unrelated to CLIENT's business or activities. Because under no circumstances will Advisor accept any form of payment or other remuneration, directly or indirectly, from any third party in connection with Advisor's services to CLIENT, Advisor believes that none of these other engagements or relationships would create a material conflict or otherwise impair MUNICIPAL ADVISOR's ability to fulfill its regulatory duties to CLIENT.

***Secondary Market Transactions in CLIENT's Securities.***

MUNICIPAL ADVISOR, in connection with its sales and trading activities, may take a principal position in securities, including securities of CLIENT, and therefore MUNICIPAL ADVISOR could have interests in conflict with those of CLIENT with respect to the value of CLIENT's securities while held in inventory and the levels of mark-up or mark-down that may be available in connection with purchases and sales thereof. In particular, MUNICIPAL ADVISOR or its affiliates may submit orders for and acquire CLIENT's securities issued in an Issue under the Agreement from members of the underwriting syndicate, either for its own account or for the accounts of its customers. This activity may result in a conflict of interest with CLIENT in that it could create the incentive for MUNICIPAL ADVISOR to make recommendations to CLIENT that could result in more advantageous pricing of CLIENT's bond in the marketplace. Any such conflict is mitigated by means of such activities being engaged in on customary terms through staff members of the MUNICIPAL ADVISOR that operate independently from MUNICIPAL ADVISOR's municipal advisory business, thereby reducing the likelihood that such investment activities would have an impact on the services provided by MUNICIPAL ADVISOR to CLIENT under this Agreement.

***Other Conflicts of Interest.***

None.

(b) ***Disclosures of Information Regarding Legal Events and Disciplinary History.*** MSRB Rule G-42 requires that municipal advisors provide to their clients certain disclosures of legal or disciplinary events material to its client's evaluation of the municipal advisor or the integrity of the municipal advisor's management or advisory personnel. Accordingly, Municipal Advisor addresses below the required disclosures and related information in connection with such disclosures.

Required disclosures include specific information about any criminal actions, regulatory actions, investigations, terminations, judgments, liens, civil judicial actions, customer complaints, arbitrations and civil litigation. Municipal Advisor and members of its staff have been subject to various such legal or disciplinary events. Municipal Advisor reasonably believes that it as an entity has no such events that may be material to CLIENT's evaluation of Municipal Advisor as such. However, during its 88 years as a broker/dealer, Municipal Advisor has accumulated a number of such events related to its broker/dealer business as such and CLIENT may wish to review these. Members of MA's staff who have also been registered representatives of one or more broker/dealers have disclosures which could potentially be material to CLIENT's evaluation. Specific instances of such events can be found in Item 9 of our Form MA and, for staff members, Item 6 of Forms MA-I. Direct links to all of this information for the firm and each individual are provided on our website at: <https://www.wulffhansen.com/municipal-advisor-disclosures/>.

The date of the last material change to a legal or disciplinary event disclosure on any Form MA or Form MA-I filed by Municipal Advisor with the SEC is December 10, 2019, which change consisted of adding historical disclosures about a newly affiliated third-party accountant. The disclosures were not related to the municipal advisory business.

(c) **Customer Protections.** Municipal Advisor is registered with the Securities and Exchange Commission and the Municipal Securities Rulemaking Board. The latter's website is located at [www.msrb.org](http://www.msrb.org). A municipal advisory client brochure is available on that website that describes the protections that may be provided by the MSRB's rules and how a client may file a complaint with an appropriate regulatory authority.

(d) **Future Supplemental Disclosures.** As required by MSRB Rule G-42, this information may be supplemented or amended, from time to time as needed, to reflect changed circumstances resulting in new conflicts of interest or changes in the conflicts of interest described above, or to provide updated information with regard to any legal or disciplinary events of Municipal Advisor. Municipal Advisor will provide CLIENT with any such supplement or amendment as it becomes available throughout the term of the Agreement.

**7. Choice of Law.**

This Agreement shall be construed and given effect in accordance with the laws of the State of California.

**8. Entire Agreement.** This instrument, including all Addenda and Appendices hereto, contains the entire agreement between the parties relating to the rights herein granted and obligations herein assumed. This Agreement may not be amended, supplemented or modified except by means of a written instrument executed by both parties.

**9. Severability.** If any provision of this Agreement is, or is held or deemed to be, invalid, inoperative or unenforceable as applied in any particular case in any jurisdiction or jurisdictions because it conflicts with any provisions of any constitution, statute, rule or public policy, or for any other reason, such circumstances shall not make the provision in question invalid, inoperative or unenforceable in any other case or circumstance, or make any other provision or provisions of this Agreement invalid, inoperative or unenforceable to any extent whatever.

**ACKNOWLEDGED and AGREED:**

City of Coalinga

/s/ \_\_\_\_\_

\_\_\_\_\_  
Print Name and Title

Date:

**ACKNOWLEDGED and AGREED:**

Wulff, Hansen & Co.

/s/ 

Chris Charles, President

Date: 12/05/2024

## DISCLOSURE OF CONFLICTS OF INTEREST WITH VARIOUS FORMS OF COMPENSATION

The Municipal Securities Rulemaking Board requires us, as your Advisor, to provide written disclosure to you about the actual or potential conflicts of interest presented by various forms of compensation. We must provide this disclosure unless you have required that a particular form of compensation be used. You should select a form of compensation that best meets your needs and the agreed upon scope of services.

**Forms of compensation; potential conflicts.** The forms of compensation for Advisors vary according to the nature of the engagement and requirements of the client, among other factors. Various forms of compensation present actual or potential conflicts of interest because they may create an incentive for an Advisor to recommend one course of action over another if it is more beneficial to the Advisor to do so. This document discusses various forms of compensation and the timing of payments to the Advisor.

**Fixed fee.** Under a fixed fee form of compensation, the Advisor is paid a fixed amount established at the outset of the transaction. The amount is usually based upon an analysis by the client and the Advisor of, among other things, the expected duration and complexity of the transaction and the agreed-upon scope of work that the Advisor will perform. This form of compensation presents a potential conflict of interest because, if the transaction requires more work than originally contemplated, the advisor may suffer a loss. Thus, the advisor may recommend less time-consuming alternatives, or fail to do a thorough analysis of alternatives. There may be additional conflicts of interest if the Advisor's fee is contingent upon the successful completion of a financing, as described below.

**Hourly fee.** Under an hourly fee form of compensation, the Advisor is paid an amount equal to the number of hours worked by the advisor times an agreed-upon hourly billing rate. This form of compensation presents a potential conflict of interest if the client and the Advisor do not agree on a reasonable maximum amount at the outset of the engagement, because the advisor does not have a financial incentive to recommend alternatives that would result in fewer hours worked. In some cases, an hourly fee may be applied against a retainer (*e.g.*, a retainer payable monthly), in which case it is payable whether or not a financing closes. Alternatively, it may be contingent upon the successful completion of a financing, in which case there may be additional conflicts of interest, as described below.

**Fee contingent upon the completion of a financing or other transaction.** Under a contingent fee form of compensation, payment of an Advisor's fee is dependent upon the successful completion of a financing or other transaction. Although this form of compensation may be customary for the client, it presents a conflict because the Advisor may have an incentive to recommend unnecessary financings or financings that are disadvantageous to the client. For example, when facts or circumstances arise that could cause the financing or other transaction to be delayed or fail to close, an Advisor may have an incentive to discourage a full consideration of such facts and circumstances, or to discourage consideration of alternatives that may result in the cancellation of the financing or other transaction.

**Fee paid under a retainer agreement.** Under a retainer agreement, fees are paid to an Advisor periodically (*e.g.*, monthly) and are not contingent upon the completion of a financing or other transaction. Fees paid under a retainer agreement may be calculated on a fixed fee basis (*e.g.*, a fixed fee per month regardless of the number of hours worked) or an hourly basis (*e.g.*, a minimum monthly payment, with additional amounts payable if a certain number of hours worked is exceeded). A retainer agreement does not present the conflicts associated with a contingent fee arrangement (described above).

**Fee based upon principal or notional amount and term of transaction.** Under this form of compensation, the Advisor's fee is based upon a percentage of the principal amount of an issue of securities (*e.g.*, bonds) or, in the case of a derivative, the present value of or notional amount and term of the derivative. This form of compensation presents a conflict of interest because the advisor may have an incentive to advise the client to increase the size of the securities issue or modify the derivative for the purpose of increasing the Advisor's compensation.

## ADDENDUM TO MUNICIPAL ADVISORY AGREEMENT

### Addendum A

#### 1. Purpose

This Addendum A to the Municipal Advisory Agreement dated December 5, 2024 between the City of Coalinga (hereafter, "CLIENT") and Wulff, Hansen & Co. (hereafter, "Municipal Advisor" or "Advisor" or "MA") specifies and describes specific municipal advisory services to be performed by Municipal Advisor under that Agreement.

#### 2. Services

##### 2.1 Scope of Services

Municipal Advisor will provide the following services to CLIENT pursuant to this Addendum:

Municipal Advisor will provide general consulting services upon specific requests from the following designated City staff members: the City Manager, the Interim City Manager, the Assistant City Manager and the Financial Services Director.

All services to be provided under the framework of this Addendum A will be documented in writing and signed by one of the above designated City staff members and Municipal Advisor before services are rendered and before any fee due to Municipal Advisor would accrue. In each instance that services are requested, Municipal Advisor will document and provide Client with a not-to-exceed amount of hours required to complete the services and not-to-exceed total budget for each task before commencing work.

It is currently anticipated that services that will be requested under this Addendum A may include the following:

1. Creation and authoring of new Pension Funding Policy;
  - a. Not-to-exceed number of hours: 8 hours;
    - i. Vice President – 5 hours;
    - ii. Senior Vice President – 3 hours;
  - b. Not-to-exceed fee based on not-to-exceed hours: \$1,950;
2. Assistance with updating existing policies (Reserve Policy and Investment Policy);
  - a. Not-to-exceed number of hours: 8 hours;
    - i. Vice President – 4 hours;
    - ii. Senior Vice President – 4 hours;
  - b. Not-to-exceed fee based on not-to-exceed hours: \$2,000;
3. Assistance with arbitrage reporting requirements;
  - a. Not-to-exceed number of hours: 6 hours;
    - i. Vice President – 3 hours;
    - ii. Senior Vice President – 3 hours;
  - b. Not-to-exceed fee based on not-to-exceed hours: \$1,500;
4. Assistance with rating agency rating updates and related matters;
  - a. Not-to-exceed number of hours: 6 hours;
    - i. Vice President – 3 hours;
    - ii. Senior Vice President – 3 hours;
  - b. Not-to-exceed fee based on not-to-exceed hours: \$1,500;
5. Miscellaneous services at the request of designated City officials;
  - a. Not-to-exceed number of hours: 60 hours;
    - i. Vice President – 35 hours;
    - ii. Senior Vice President – 25 hours;
  - b. Not-to-exceed fee based on not-to-exceed hours: \$14,750.

2.2 Limitations on Scope of Services

The services to be provided by Municipal Advisor to CLIENT pursuant to this Addendum are subject to the following limitations in addition to those described in the Agreement.

Although Municipal Advisor may be asked to assist CLIENT with arranging for the coordination and execution of services relating to arbitrage rebate compliance, Municipal Advisor will not be acting as an arbitrage rebate analyst and will not be providing any calculations for the purposes of creating arbitrage rebate reports or related matters.

Services relating to any new issuance of municipal securities shall be described in a separate Addendum to be approved by the City Council and any compensation paid to Municipal Advisor thereunder shall not be considered as compensation payable under this Addendum.

3. Termination

The provisions of this Addendum A shall terminate and thereafter be null and void upon December 31, 2029. This Addendum A may only be extended or amended by a written agreement between CLIENT and Wulff, Hansen & Co.

4. Fees

With regard to Services to be provided by Municipal Adviser under this Addendum A, Municipal Advisor shall be compensated as follows:

Municipal Advisor shall charge for specific services requested by the above City staff members designated in Section 2.1 at the following rates:

- Bud Levine, Senior Vice President, \$275 / hour
- Rob Pankratz, Vice President, \$225 / hour

Unless otherwise agreed to in writing, in no event shall the aggregate fees billed under this Addendum A exceed \$21,700.

5. Conflicts of Interest

Municipal Advisor is not aware of any additional material conflicts of interest to which it is subject in the context of this Addendum A other than those previously disclosed to CLIENT in connection with the Agreement.

APPROVED:

The City of Coalinga

/s/ \_\_\_\_\_

\_\_\_\_\_  
Print Name and Title

Date: \_\_\_\_\_

APPROVED:

Wulff, Hansen & Co.

/s/ 

Chris Charles, President

Date: 12/05/2024

## ADDENDUM TO MUNICIPAL ADVISORY AGREEMENT

### Addendum B

#### 1. Purpose

This Addendum B to the Municipal Advisory Agreement dated December 5, 2024 between the City of Coalinga (hereafter, "CLIENT") and Wulff, Hansen & Co. (hereafter, "Municipal Advisor" or "Advisor" or "MA") specifies and describes specific municipal advisory services to be performed by Municipal Advisor under that Agreement. This Addendum B replaces, cancels, and supersedes Addendum 7 to the Agreement dated June 1, 2020 (both of which would otherwise expire on December 31, 2024). Certain of the services described below have already been performed under that Addendum 7 and references to them are included solely for the purpose of providing clarity and context to this Addendum.

#### 2. Services

##### 2.1 Scope of Services

Municipal Advisor will provide the following services to CLIENT pursuant to this Addendum:

Advisor will continue to assist CLIENT in developing and administering an asset allocation program intended to create and maintain a cash management program balanced appropriately between CLIENT's cash deposits in the Local Agency Investment Fund (LAIF) operated by the State Treasurer's office and US Treasury securities backed by the full faith and credit of the United States Government. CLIENT hereby represents to Advisor that none of the funds contemplated for use in such program represent proceeds from an issuance of municipal securities (bond proceeds) and will promptly inform Advisor if that should cease to be the case. Advisor will provide the following services with respect to the program.

- a) Assist CLIENT in determining the appropriate total amount of funds to be invested in a laddered portfolio of US Treasury Securities;
- b) Assist CLIENT in designing a laddered portfolio of U.S. Treasury Securities with a suitable term structure that meets the CLIENT's cash-flow and liquidity needs;
- c) Assist CLIENT in selecting and engaging a Registered Investment Advisor (RIA) to recommend specific U.S. Treasury securities and solicit competitive bids from eligible bidders for all security purchases in an effort to assist CLIENT in obtaining fair and competitive pricing on any security transactions;
- d) Assist CLIENT in selecting and engaging a third-party Custodian Bank to hold CLIENT's U.S. Treasury securities in the name of the CLIENT;
- e) Assist CLIENT with coordinating with CLIENT's chosen Registered Investment Advisor/Bidding Agent during the process of soliciting, reviewing and accepting bids and arranging subsequent delivery of the purchased portfolio of U.S. Treasury Securities to the CLIENT's selected Custodian Bank;
- f) Prior to the maturity of each security in the portfolio, the Municipal Advisor will assist CLIENT in evaluating its cash flow and liquidity needs, and its potential reinvestment options. If the CLIENT elects to reinvest all or a portion of the proceeds from a maturing security, or to modify the size, term structure or composition of the Treasury portfolio, Municipal Advisor will assist CLIENT in accomplishing the reinvestment on a timely basis and in accordance with the CLIENT's preferences and current investment policy;
- g) Provide CLIENT with periodic written reports that include the following:
  - i. An analysis of the periodic and year-to-date income production of the CLIENT's Treasury portfolio
  - ii. A report containing the published returns of LAIF during the period so that CLIENT can consider and determine whether it would be advantageous to shift its funds out of Treasury securities and back into LAIF deposits



- iii. An updated estimate of total interest income anticipated to be generated by the portfolio during the current fiscal year and during the subsequent fiscal year, if applicable;
- h) Assist CLIENT, if requested, in determining how best to create immediate portfolio liquidity should CLIENT experience an urgent, unexpected, or emergency need for cash from the portfolio.
- i) Provide CLIENT with any other services that are within the purview of Advisor's expertise that are necessary and/or desirable to help the CLIENT achieve its objectives.

## 2.2 Limitations on Scope of Services

The services to be provided by Municipal Advisor to CLIENT pursuant to this Addendum are subject to the following limitations in addition to those described in the Agreement.

- a) Municipal Advisor notes that U.S. Treasury securities with maturities of 5 years or less presently constitute 'Allowable Investment Instruments' for local agencies per the relevant sections of the California Government Code. If CLIENT has created a more restrictive investment policy, CLIENT is solely responsible for ensuring that any investments made in connection with the services in Section 2.1 are consistent with such policy. The scope of services does not include advice connected with creating or revising CLIENT's written investment policy, if any. Should CLIENT wish Advisor's assistance with creating or amending such a policy, such services will be provided only if ADVISOR is explicitly engaged by CLIENT in a separate contract for that purpose.
- b) Municipal Advisor's services under this Addendum will be limited to those described in Section 2.1 above and will not include advice or support for any securities investment programs other than those involving solely US Treasury securities.
- c) Municipal Advisor is also a Registered Investment Advisor and a Broker/Dealer but will not be acting in either capacity in connection with this Addendum or with any other services provided under its Municipal Advisory Agreement with CLIENT. Investment advice and recommendations regarding specific individual US Treasury securities will be provided by CLIENT's chosen Registered Investment Advisor at time of purchase. Under no circumstances will Municipal Advisor be a party to any securities transactions executed in connection with the services described in Section 2.1 above, nor will it at any time buy, sell, trade, or hold securities for or on behalf of CLIENT.

## 3. Termination

This Addendum shall become effective upon acceptance by both parties and shall terminate on December 31, 2026 unless terminated earlier by one of the parties. Either party may terminate this Addendum upon thirty days written notice to the other party or as may be mutually agreed by both parties. This Addendum B may only be extended or amended by a written agreement between CLIENT and Wulff, Hansen & Co.

## 4. Fees

With regard to Services to be provided by Municipal Adviser under this Addendum B, Municipal Advisor shall be compensated as follows:

Fees payable for Advisor's services under this Addendum are composed of two components: a one-time initial fee and an ongoing annual administration fee. Because CLIENT has already established the program and purchased its initial portfolio and has paid the initial fee under the original Addendum 7, the one-time initial fee will not be applied again.

An on-going annual fee calculated and determined in accordance with the attached Fee Schedule will be due to Advisor for Services provided regarding the ongoing administration and maintenance of the program, specifically including the periodic reports referenced above. This fee is payable to Advisor, in arrears, from any source of legally available funds on a quarterly basis upon presentation of Advisor's invoice to CLIENT.

## 5. Conflicts of Interest

CLIENT and Municipal Advisor understand that Municipal Advisor's fees under this Addendum are contingent on its delivery of services to CLIENT as described in Section 2.1 above. Because Advisor's fees are determined in part by the amount of funds invested by CLIENT, Advisor could have an incentive to recommend the investment of larger amounts in order to increase its compensation. Further, because neither CLIENT nor Municipal Advisor can control or influence market conditions, it is possible that there could be future periods in which Municipal Advisor's provision of its ongoing reporting and other services may not produce any quantifiable financial benefit to CLIENT despite CLIENT's obligation to pay for such services. In such a period Municipal Advisor would have an incentive to continue providing services despite the absence of immediate tangible benefit to CLIENT. This conflict is mitigated by the fact that Section 3 above allows CLIENT to terminate this Addendum at any time upon thirty days notice, thus eliminating its obligation to continue paying Municipal Advisor ongoing annual fees if CLIENT believes that it is no longer receiving benefits exceeding the amount of the fee.

Municipal Advisor is not aware of any additional material conflicts of interest to which it is subject in the context of this Addendum B other than those previously disclosed to CLIENT in connection with the Agreement.

**APPROVED:**  
City of Coalinga

/s/ \_\_\_\_\_

\_\_\_\_\_  
Print Name and Title

Date: \_\_\_\_\_

**APPROVED:**  
Wulff, Hansen & Co.

/s/ 

Chris Charles, President

Date: 12/05/2024

## **Wulff Hansen U.S. Treasury Security Investment Program Fee Schedule**

### **Initial Fee**

The initial fee becomes due and payable upon the Client's purchase of an initial portfolio of U.S. Treasury securities. The initial fee is a calculated figure based on the size of the initial investment. The initial fee is a one-time fee.

**The initial fee is \$12,000 plus 0.05% (0.0005) of the amount of the initial investment.**

Example: For a \$20 million initial investment, the fee shall be \$22,000

$$\$12,000 + (\$20,000,000 \times 0.0005) = \$22,000$$

### **Quarterly Review Fee**

The quarterly review fee is an ongoing quarterly fee that becomes due and payable upon the Client's receipt of each Quarterly Review financial report. The quarterly review fee is a calculated figure based on the then-current principal amount of the portfolio, exclusive of funds generated internally by the portfolio itself such as earned interest. The quarterly review fee is recalculated and billed each quarter.

**The quarterly review fee is calculated and billed quarterly at an annual rate of \$5,000 plus 0.035% (0.00035) of the principal amount of the then-current investment portfolio.**

Example: For a portfolio with a current principal amount of \$20 million, the quarterly fee shall be \$3,000

$$(\$5,000 + (\$20,000,000 \times 0.00035)) / 4 = \$3,000$$

### **Fee For Additional Principal Investments After Initial**

The fee for additional principal investment made after the program's start date is due and payable upon a Client's purchase of U.S. Treasury securities using funds added to the portfolio during any quarter following the initial purchase of a portfolio of U.S. Treasury securities. This fee does not apply to purchases funded by reinvesting proceeds of matured portfolio securities; it applies only to new money. The fee for additional principal investments after the initial investment is a calculated figure based on the size of each additional principal investment. This one-time fee is only payable on occasions when the Client elects to add new funds to its portfolio.

**The fee for additional principal investments after initiation is \$1,500 plus 0.05% (0.0005) of the additional principal investment, per occurrence.**

Example: For a new principal investment of \$5 million, the fee shall be \$4,000

$$\$1,500 + (\$5,000,000 \times 0.0005) = \$4,000$$

**STAFF REPORT - CITY COUNCIL/SUCCESSOR AGENCY/PUBLIC FINANCE  
AUTHORITY**

**Subject:** Authorize the Interim City Manager to Execute a Right-of-Way Task Order for ATP 5 Polk West Safety Improvements Project  
**Meeting Date:** Thursday, December 5, 2024  
**From:** Sean Brewer, Interim City Manager  
**Prepared by:** Sean Brewer, Interim City Manager

---

**I. RECOMMENDATION:**

Staff is recommending Council authorize the Interim City Manager to execute a right of way consultant task order with Bender Rosenthal, Inc related to the ATP-5 Grant Funded Project.

**II. BACKGROUND:**

The City of Coalinga applied for and received both ATP & CMAQ grants funds to support the East Polk Street Safety and Connectivity Initiative Project. The project includes the installation of sidewalk, curb ramps, curb and gutter, drive approaches, crosswalk striping, and a Class I multi-use trail (between Merced and Willow Springs). The various sidewalk, curb ramps and curb and gutter improvements are expected to occur in the neighborhoods both the north and south of Polk Street between Garfield and Hayes.

The City of Coalinga also released an RFQ for an On-Call Right of Way Consultant for services on various projects. Bender Rosenthal, Inc. won the award for \$250,000.00 total services. This project and task order is their first project under those On-Call Services.

**III. DISCUSSION:**

The Right of Way Consultant, Bender Rosenthal, has submitted a task order for right of way services and appraisal coordination as part of the original On-Call Right of Way Services, dated October 3, 2024. This first task order has been attached for the Council's consideration.

**IV. ALTERNATIVES:**

Do not authorize the Interim City Manager to execute the task order submitted by the Right of Way Consultant.

**V. FISCAL IMPACT:**

The total authorized amount for this task order is \$37,835.05. These expenses will be covered by the grant proceeds from CMAQ, ATP and Caltrans funding commitments. A total of \$212,164.95 remains under their On-Call R/W Services Contract.

**ATTACHMENTS:**

File Name	Description
<input type="checkbox"/> BRI_CTO_#1_-_E_Polk_Street_Bike_Ped_Safety___Connectivity_Initiative_Project.pdf	Task Order

## **EXHIBIT A SCOPE OF WORK**

### **PROJECT DESCRIPTION**

The City of Coalinga's (City) East Polk Street Bike & Pedestrian Safety Connectivity Initiative Project (Project) will enhance significant barriers to active transportation, such as sidewalk gaps and a lack of bicycle and ADA-compliant facilities. Improvements include, but not limited to, improving one existing concrete curb ramp, curb and gutter, new concrete curb ramps with new curbs and gutters, new concrete sidewalks, new crosswalks striping, all with the city limits of Roosevelt Street and Tache Way and between Louisiana St and Willow Springs St. Improvements also include, but not limited to, a new Class 1 Multi-Use Ped/Bike Trail along the south side of E Polk St/Hwy 33 between Willow Springs Ave and Merced Ave and a new Class 2 bicycle lane markings on both sides of E Polk St from Fifth Street to Louisiana St.

### **EXPECTED RESULTS**

Consultant shall acquire the right of way necessary for Project completion. Right of way requirements for the Class 1 Multi-Use Ped/Bike Trail consist of one (1) permanent easement and right of way requirements for sidewalk and street improvements consist of two (2) temporary construction easements (TCE) and two (2) permanent easements. Right of way will be acquired by April 2025, with Project Certification thereafter. Construction is anticipated to begin in June 2025.

The Scope of Work shall consist of the following tasks and deliverables.

### **TASK 1: TASK ORDER MANAGEMENT**

Consultant shall provide task order management services. This work includes, but is not limited to, coordination with City staff, attending meetings (including teleconference calls), coordination with the City's design consultant, and site visits as needed.

The Consultant will:

- Attend meetings or teleconference calls with City staff.
- Document decisions made, action items and resolutions.

#### **Deliverables:**

- Invoices.
- Progress Reports.
- Meeting Notes.

### **TASK 2: RESTRICTED APPRAISAL AND APPRAISAL REVIEW SERVICES**

Consultant shall provide Preliminary Title Reports (PTRs) for each impacted property in order to determine current ownership. Consultant shall appraise the impacted parcels and provide external appraisal reviews for each restricted appraisal.

#### **Deliverables:**

- Three (3) PTRs.
- Three (3) Restricted Appraisals.
- Three (3) Appraisal Reviews.

### **TASK 3: RIGHT OF WAY ACQUISITION SERVICES**

The Consultant shall provide negotiation and acquisition services for each parcel identified below. Right of way action includes communication with property owners as required to facilitate payment. If a settlement is not attainable, the Consultant shall inform the City.

The Consultant will:

- Establish and maintain a communication log with property owners.
- Coordinate with the City where an impasse is reached with any property owner.

#### **Deliverables:**

- Draft First Written Offer Package.
- Acquisition of temporary and permanent property rights from three (3) ownerships.
- Files on each negotiation, acquisition, and project settlement.

### **TASK 4: ESCROW COORDINATION**

Consultant will deliver documents and checks to the escrow company and review all final title and escrow documents. Consultant will coordinate escrow closings and file all applicable forms and documents with the County Assessor's office.

#### **Deliverables:**

- Facilitate Title and Escrow support for three (3) ownerships.

### **TASK 5: CALTRANS RIGHT OF WAY CERTIFICATION**

Consultant to supply all required documentation for the draft and final Right of Way Certification Document 13-B at certification level 1 or 2.

#### **Deliverables:**

- One (1) draft Right of Way Certification Document.
- One (1) final Right of Way Certification Document.

### **REAL ESTATE ACQUISITION PARCEL INFORMATION**

APN 083-030-63: 16,611 SF required from the property

APN 083-030-68: 16,754 SF required from the property

**MULTIUSE TRAIL TOTAL: 33,365 SF**

APN 083-123-01; 300 SF required from the property

APN 083-123-02; 170 SF required from the property

**SIDEWALK/STREET TOTAL: 470 SF**

### **MATERIALS TO BE PROVIDED BY THE CITY**

- Appraisal Exhibits, Plats and Legals.
- Approved Just Compensation.
- Delegation of authority for administrative settlements.

## **EXHIBIT B PROJECT SCHEDULE**

### **TASK 1: TASK ORDER MANAGEMENT**

NTP to June 2025

### **TASK 2: RESTRICTED APPRAISAL AND APPRAISAL REVIEW SERVICES**

NTP + Five (5) weeks for Restricted Appraisals + Two (2) weeks for reviews (February 2025)

### **TASK 3: RIGHT OF WAY ACQUISITION SERVICES**

Approval to Acquire + sixty (60) days (March 2025)

### **TASK 4: ESCROW COORDINATION**

Signed Contract + thirty (30) to forty-five (45) days, assuming no partial reconveyance and/or consent to easement

### **TASK 5: CALTRANS RIGHT OF WAY CERTIFICATION**

April 2025

\* **TASK 1** and **TASK 4** may extend through December 2025. This will not impact Caltrans Right of Way Certification.

## **EXHIBIT C FEE SCHEDULE**

The fee for services is **\$37,835.05**.

Please see **EXHIBIT D** on the following page.

# EXHIBIT D

## EXHIBIT 10-H COST PROPOSAL ACTUAL COST-PLUS-FIXED FEE OR LUMP SUM OR FIRM FIXED PRICE CONTRACTS (DESIGN, ENGINEERING AND ENVIRONMENTAL STUDIES)

Note: Mark-Ups are Not Allowed  Prime Consultant  Subconsultant  2nd Tier Subconsultant

Consultant: BENDER ROSENTHAL, INC.

Project No. ATP CYCLE 5 Contract No. TBD Date November 19, 2024

Project Name Coalinga East Polk Street BikePed Safety and Connectivity Initiative

### DIRECT LABOR

Classification/Title	Name	Range	Hours	Actual Hr Rate	Total
Project Manager	Rebekah Green	\$62.00 - \$75.00	28	\$ 70.00	\$ 1,960.00
Senior Administrative Support	Staff - TBD	\$35.00 - \$65.00	6	\$ 40.00	\$ 240.00
Administrative Support	Staff - TBD	\$20.00 - \$40.00	6	\$ 25.00	\$ 150.00
			40		

### LABOR COSTS

a) Subtotal Direct Labor Costs	\$ 2,350.00
b) Anticipated Salary Increases	\$0.00
<b>c) TOTAL DIRECT LABOR COSTS [(a) + (b)]</b>	<b>\$ 2,350.00</b>

### INDIRECT COSTS

d) Fringe Benefits (Rate: <u>39.83%</u> )	e) Total Fringe Benefits [(c) x (d)]	\$ 936.01
f) Overhead (Rate: <u>28.46%</u> )	g) Overhead [(c) x (f)]	\$ 668.81
h) General and Admin (Rate: <u>54.42%</u> )	i) Gen & Admin [(c) x (h)]	\$ 1,278.87
	<b>j) TOTAL INDIRECT COSTS [(e) + (g) + (i)]</b>	<b>\$ 2,883.69</b>

### FIXED FEE

k) TOTAL FIXED FEE [(c) + (j)] x fixed fee 10% ] **\$ 523.37**

### l) CONSULTANT'S OTHER DIRECT COSTS (ODC) – ITEMIZE (Add additional pages if necessary)

Description of Item	Quantity	Unit	Unit Cost	Total
Permanent/Temporary Acquisition	3	Each	\$ 3,500.00	\$ 10,500.00
Restricted Appraisal Reports	3	Report	\$ 3,800.00	\$ 11,400.00
Preliminary Title Reports	3	Report	\$ 900.00	\$ 2,700.00
Right of Way Certification	1	Package	\$ 2,500.00	\$ 2,500.00
Mileage/Travel	400	Miles	\$ 0.67	\$ 268.00
Shipping	6	Package	\$ 35.00	\$ 210.00

i) TOTAL OTHER DIRECT COSTS **\$ 27,578.00**

m) SUBCONSULTANTS' COSTS (Add additional pages if necessary) Independent Appraisal Reviews - 3 @ \$1,500 \$ 4,500.00

m) TOTAL SUBCONSULTANTS' COSTS **\$ 4,500.00**

n) TOTAL OTHER DIRECT COSTS INCLUDING SUBCONSULTANTS [(l) + (m)] **\$ 32,078.00**

**TOTAL COST [(c) + (j) + (k) + (n)] \$ 37,835.05**

### NOTES:

- Key personnel **must** be marked with an asterisk (\*) and employees that are subject to prevailing wage requirements must be marked with two asterisks (\*\*). All costs must comply with the Federal cost principles. Subconsultants will provide their own cost proposals.
- The cost proposal format shall not be amended. Indirect cost rates shall be updated on an annual basis in accordance with the consultant's annual accounting period and established by a cognizant agency or accepted by Caltrans.
- Anticipated salary increases calculation (page 2) must accompany.



**EXHIBIT 10-H COST PROPOSAL**  
**ACTUAL COST-PLUS-FIXED FEE OR LUMP SUM OR FIRM FIXED PRICE CONTRACTS**  
**(CALCULATIONS FOR ANTICIPATED SALARY INCREASES)**

**1. Calculate Average Hourly Rate for 1st year of the contract (Direct Labor Subtotal divided by total hours)**

Direct Labor <u>Subtotal</u> per Cost Proposal	Total Hours per Cost Proposal	=	Avg Hourly Rate	<b>5 Year Contract Duration</b> Year 1 Avg Hourly Rate
\$2,350.00	40		\$58.75	

**1. Calculate hourly rate for all years (Increase the Average Hourly Rate for a year by proposed escalation %)**

	Avg Hourly Rate		Proposed Escalation		
Year 1	\$58.75	+	3.0%	=	\$60.51
Year 2	\$60.51	+	3.0%	=	\$62.33
Year 3	\$62.33	+	3.0%	=	\$64.20
Year 4	\$64.20	+	3.0%	=	\$66.12
					Year 2 Avg Hourly Rate
					Year 3 Avg Hourly Rate
					Year 4 Avg Hourly Rate
					Year 5 Avg Hourly Rate

**3. Calculate estimated hours per year (Multiply estimate % each year by total hours)**

	Estimated % Completed Each Year		Total Hours per Cost Proposal		Total Hours per Year	
Year 1	100.0%	*	40	=	40	Estimated Hours Year 1
Year 2	0.0%	*	40	=	0	Estimated Hours Year 2
Year 3	0.0%	*	40	=	0	Estimated Hours Year 3
Year 4	0.0%	*	40	=	0	Estimated Hours Year 4
Year 5	0.0%	*	40	=	0	Estimated Hours Year 5
Total	100.0%		Total	=	40	

**4. Calculate Total Costs including Escalation (Multiply Average Hourly Rate by the number of hours)**

	Avg Hourly Rate (Calculated above)		Estimated hours (Calculated Above)		Cost Per Year	
Year 1	\$58.75	*	40	=	\$2,350.00	Estimated Hours Year 1
Year 2	\$60.51	*	0	=	\$0.00	Estimated Hours Year 2
Year 3	\$62.33	*	0	=	\$0.00	Estimated Hours Year 3
Year 4	\$64.20	*	0	=	\$0.00	Estimated Hours Year 4
Year 5	\$66.12	*	0	=	\$0.00	Estimated Hours Year 5
			Total Direct Labor Cost with Escalation	=	\$2,350.00	
			Direct Labor Subtotal before Escalation	=	\$2,350.00	
			Estimated total of Direct Labor Salary Increase	=	\$0.00	Transfer to Page 1

**NOTES:**

1. This is not the only way to estimate salary increases. Other methods will be accepted if they clearly indicate the % increase, the # of years of the contract, and a breakdown of the labor to be performed each year.
2. An estimation that is based on direct labor multiplied by salary increase % multiplied by the # of years is not acceptable. (i.e. \$250,000 x 2% x 5 yrs = \$25,000 is not an acceptable methodology)
3. This assumes that one year will be worked at the rate on the cost proposal before salary increases are granted.
4. Calculations for anticipated salary escalation must be provided.

---

**EXHIBIT 10-H COST PROPOSAL**


**Certification of Direct Costs:**

I, the undersigned, certify to the best of my knowledge and belief that all direct costs identified on the cost proposal(s) in this contract are actual, reasonable, allowable, and allocable to the contract in accordance with the contract terms and the following requirements:

1. Generally Accepted Accounting Principles (GAAP)
2. Terms and conditions of the contract
3. [Title 23 United States Code Section 112](#) - Letting of Contracts
4. [48 Code of Federal Regulations Part 31](#) - Contract Cost Principles and Procedures
5. [23 Code of Federal Regulations Part 172](#) - Procurement, Management, and Administration of Engineering and Design Related Service
6. [48 Code of Federal Regulations Part 9904](#) - Cost Accounting Standards Board (when applicable)

All costs must be applied consistently and fairly to all contracts. All documentation of compliance must be retained in the project files and be in compliance with applicable federal and state requirements. Costs that are noncompliant with the federal and state requirements are not eligible for reimbursement. Local governments are responsible for applying only cognizant agency approved or Caltrans accepted Indirect Cost Rate(s).

**Prime Consultant or Subconsultant Certifying:**

Name**:	<u>Renee Baur</u>	Title**:	<u>Chief Executive Officer</u>
Signature:		Date of Certification (mm/dd/yyyy):	<u>11/19/2024</u>
Email**:	<u><a href="mailto:r.baur@benderrosenthal.com">r.baur@benderrosenthal.com</a></u>	Phone Number:	<u>(916) 978-4900</u>
Address:	<u>2825 Watt Ave. Suite 200, Sacramento CA 95821</u>		

\*\*An individual executive or financial officer of the consultant's or subconsultant's organization at a level no lower than a Vice President or a Chief Financial Officer, or equivalent, who has authority to represent the financial information utilized to establish the cost proposal for the contract.

List services the consultant is providing under the proposed contract:

Right of Way Services
-----------------------

**STAFF REPORT - CITY COUNCIL/SUCCESSOR AGENCY/PUBLIC FINANCE  
AUTHORITY**

**Subject:** Code Enforcement Monthly Report for October 2024  
**Meeting Date:** Thursday, December 5, 2024  
**From:** Sean Brewer, Interim City Manager  
**Prepared by:** Yaneth Ibarra, Code Enforcement Officer

---

**I. RECOMMENDATION:**

Information Only - Per Council's request and due to scheduling conflict, in person presentations of the Code Enforcement Report will begin in January 2025. However, this report is a more detailed report than previously provided due to Code Enforcement activity now being administered in the City's EnerGov Module of the Tyler Technology Solution.

**II. BACKGROUND:**

**III. DISCUSSION:**

**IV. ALTERNATIVES:**

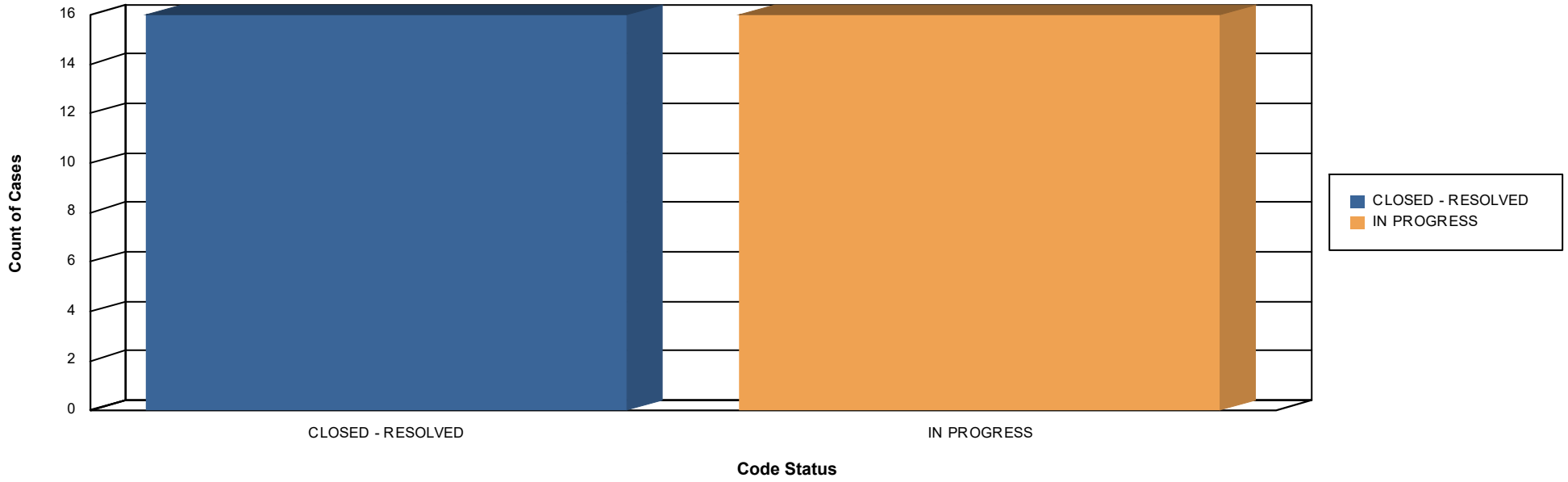
**V. FISCAL IMPACT:**

**ATTACHMENTS:**

File Name	Description
 October_2024.pdf	Code Enforcement Report October 2024



## CODE CASES OPENED BY STATUS (10/01/2024 TO 10/31/2024) FOR THE CITY OF COALINGA



Case #	Case Type	Case Status	Project	District	Main Address	Parcel	Assigned To	Opened Date	Closed Date
<b>CLOSED - RESOLVED</b>									
000121-2024	Animal	Closed - Resolved		NA	215 W Yale Ave, Coalinga, CA 93210	07107407S	Yaneth Ibarra	10/24/2024	11/18/2024
PROP-000123-2024	Property Maintenance	Closed - Resolved		NA	336 W Monroe St, Coalinga, CA 93210	07207109S	Yaneth Ibarra	10/28/2024	11/18/2024
PROP-000125-2024	Property Maintenance	Closed - Resolved		NA	216 College Ave, Coalinga, CA 93210	07111307S	Yaneth Ibarra	10/28/2024	11/18/2024
PROP-000126-2024	Property Maintenance	Closed - Resolved		NA	454 College Ave, Coalinga, CA 93210	07110410S	Yaneth Ibarra	10/28/2024	11/18/2024
PROP-000128-2024	Property Maintenance	Closed - Resolved		NA	445 W Yale Ave, Coalinga, CA 93210	07106502S	Yaneth Ibarra	10/28/2024	11/19/2024
PROP-000129-2024	Property Maintenance	Closed - Resolved		NA	435 W Yale Ave, Coalinga, CA 93210	07106503S	Yaneth Ibarra	10/28/2024	11/04/2024
PROP-000131-2024	Property Maintenance	Closed - Resolved		NA	1467 Elizabeth, Coalinga, CA 93210		Yaneth Ibarra	10/28/2024	11/18/2024
PROP-000132-2024	Property Maintenance	Closed - Resolved		NA	1470 Elizabeth St, Coalinga, CA 93210	07102041S	Yaneth Ibarra	10/28/2024	11/18/2024
PROP-000134-2024	Property Maintenance	Closed - Resolved		NA	938 Cabernet Way, Coalinga, CA 93210	08338407S	Yaneth Ibarra	10/30/2024	11/14/2024

## CODE CASES OPENED BY STATUS (10/01/2024 TO 10/31/2024)

Case #	Case Type	Case Status	Project	District	Main Address	Parcel	Assigned To	Opened Date	Closed Date
VEHI-2410-0018	Vehicle Codes	Closed - Resolved		NA	1304 N Joaquin St, Coalinga, CA 93210	07105113S	Yaneth Ibarra	10/08/2024	11/18/2024
VEHI-2410-0022	Vehicle Codes	Closed - Resolved		NA	112 E Coolidge St, Coalinga, CA 93210	07115201S	Yaneth Ibarra	10/29/2024	11/18/2024
VEHI-2410-0023	Vehicle Codes	Closed - Resolved		NA	735 Petite Sirah Ln, Coalinga, CA 93210	08338306S	Yaneth Ibarra	10/30/2024	11/18/2024
WATER-000111-2024	Water Conservation	Closed - Resolved		NA	359 N 6Th, Coalinga 93210		No User Assigned	10/08/2024	10/24/2024
WATER-000116-2024	Water Conservation	Closed - Resolved		NA	625 Pacific St, Coalinga, CA 93210	08327019S	No User Assigned	10/16/2024	10/24/2024
WEED-000119-2024	Weed Abatement	Closed - Resolved		NA	395 E Houston St, Coalinga, CA 93210	08314121	Yaneth Ibarra	10/23/2024	11/18/2024
WEED-000124-2024	Weed Abatement	Closed - Resolved		NA	158 College Ave, Coalinga, CA 93210	07111503S	Yaneth Ibarra	10/28/2024	11/18/2024

**TOTAL CASES OPENED FOR CLOSED - RESOLVED: 16**

### IN PROGRESS

PROP-000109-2024	Property Maintenance	In Progress		NA	400 Kimberly Pl, Coalinga, CA 93210	07126208S	Yaneth Ibarra	10/02/2024	
PROP-000110-2024	Property Maintenance	In Progress		NA	102 S 5Th St, Coalinga, CA 93210	07220014S	Yaneth Ibarra	10/08/2024	
PROP-000112-2024	Property Maintenance	In Progress		NA	400 Kimberly Pl, Coalinga, CA 93210	07126208S	Yaneth Ibarra	10/08/2024	
PROP-000113-2024	Property Maintenance	In Progress		NA	346 N 7Th St, Coalinga, CA 93210	07210317	Yaneth Ibarra	10/08/2024	
PROP-000115-2024	Property Maintenance	In Progress		NA	258 E Durian Ave, Coalinga, CA 93210	07213305	Yaneth Ibarra	10/16/2024	10/31/2024
PROP-000117-2024	Property Maintenance	In Progress		NA	428 E Polk St, Coalinga, CA 93210	08311403	Yaneth Ibarra	10/16/2024	
PROP-000118-2024	Property Maintenance	In Progress		NA	298 E Pleasant St, Coalinga, CA 93210	08313311	Yaneth Ibarra	10/22/2024	
PROP-000120-2024	Property Maintenance	In Progress		NA	363 E Houston St, Coalinga, CA 93210	08314125	Yaneth Ibarra	10/23/2024	
PROP-000122-2024	Property Maintenance	In Progress		NA	424 E Pleasant St, Coalinga, CA 93210	08314109	Yaneth Ibarra	10/24/2024	
PROP-000127-2024	Property Maintenance	In Progress		NA	455 W University Ave, Coalinga, CA 93210	07110401S	Yaneth Ibarra	10/28/2024	
PROP-000130-2024	Property Maintenance	In Progress		NA	1325 Elizabeth St, Coalinga, CA 93210	07102041S	Yaneth Ibarra	10/28/2024	
PROP-000133-2024	Property Maintenance	In Progress		NA	1548 Meadow St, Coalinga, CA 93210	07127205S	Yaneth Ibarra	10/29/2024	
VEHI-2410-0019	Vehicle Codes	In Progress		NA	289 Keck Ln, Coalinga, CA 93210	07224208S	Yaneth Ibarra	10/28/2024	
VEHI-2410-0020	Vehicle Codes	In Progress		NA	159 W Madison St, Coalinga, CA 93210	07207503	Yaneth Ibarra	10/28/2024	

## CODE CASES OPENED BY STATUS (10/01/2024 TO 10/31/2024)

Case #	Case Type	Case Status	Project	District	Main Address	Parcel	Assigned To	Opened Date	Closed Date
VEHI-2410-0021	Vehicle Codes	In Progress		NA	239 W Cedar Ave, Coalinga, CA 93210	07210302	<i>Yaneth Ibarra</i>	10/28/2024	
WATER-000114-2024	Water Conservation	In Progress		NA	698 E Polk St, Coalinga, CA 93210	08312303	<i>No User Assigned</i>	10/15/2024	
<b>TOTAL CASES OPENED FOR IN PROGRESS:</b>								<b>16</b>	
<b>GRAND TOTAL OF CASES:</b>								<b>32</b>	

*\*Indicates an Emergency*

**STAFF REPORT - CITY COUNCIL/SUCCESSOR AGENCY/PUBLIC FINANCE  
AUTHORITY**

**Subject:** Coalinga Police Department Monthly Report for October 2024  
**Meeting Date:** Thursday, December 5, 2024  
**From:** Sean Brewer, (i)City Manager  
**Prepared by:** Jose Garza, Chief of Police

---

**I. RECOMMENDATION:**

**II. BACKGROUND:**

**III. DISCUSSION:**

**IV. ALTERNATIVES:**

**V. FISCAL IMPACT:**

**ATTACHMENTS:**

	File Name	Description
□	October_2024_Monthly_Report.docx	October 2024 Monthly Report

# October 2024 Monthly Report

The Coalinga Police Department, in partnership with the community, continues to do an outstanding job in addressing crime in the city. According to the Month to Month and Year to Year Table of Part 1 Crimes (See Table below), crimes are down by 25% Year to Date compared to last year 2023.

For the month of October 2024, Part 1 crimes were down by 36% compared to October 2023, which was primarily due to a decrease in the number of assaults. We need to keep the momentum going and work together to hold these criminals accountable for their actions.

PART 1 CRIMES						
	Last Oct	This Oct	% CHANGE	YTD 2023	YTD 2024	% CHANGE
HOMICIDE	0	0	0%	0	1	100%
RAPE	1	0	-100%	6	3	-50%
ROBBERY	0	0	0%	2	2	0%
ASSAULT	20	9	-55%	121	114	-6%
BURGLARY	1	1	0%	17	15	-12%
LARCENY	3	6	100%	82	40	-51%
AUTO THEFT	3	2	-33%	16	7	-56%
<b>TOTAL PART ONE</b>	<b>28</b>	<b>18</b>	<b>-36%</b>	<b>244</b>	<b>182</b>	<b>-25%</b>

**I would like to share the following Notable Investigation and Arrests press releases:**

### Police Seek Information in Shooting Investigation

On Thursday, October 17<sup>th</sup>, at about 11:45pm, officers were dispatched to the 200 block of East Houston regarding several gunshots being heard. Officers responded and located several shell casings from multiple firearms in the roadway. Luckily nobody was struck or injured during the shooting. This is an active investigation that officers are still looking into.

The Coalinga Police Department is encouraging anybody with any information related to this shooting to contact Sergeant Henderson at the police department at (559) 935-1525, ext. 0. You can remain anonymous if you wish.

### Firearm Recovered During Traffic Stop

On October 12, 2024, at about 5pm, officers conducted a traffic stop on a vehicle for violations of the California Vehicle Code. The driver was contacted and identified as 21-year-



old Coalinga resident, Trinidad Anthony Ramirez, a known to associate of the Westside Coalinga Norteno criminal street gang.

During the course of the stop Ramirez was asked to step out of the vehicle multiple times which he refused to do and began resisting officers. After a brief struggle, Trinidad got out of the vehicle and was placed under arrest for PC 148(a)(1). A search of the vehicle revealed a loaded 9mm pistol with a large capacity magazine. The pistol did not have a serial number and was not registered. Ramirez was in violation of PC 25850(a) – Loaded firearm in in public, PC 25850(C)(6) – Carrying a loaded non-registered handgun, PC 25850(c)(3) – Carrying loaded firearm as a gang member, PC 29180(c) – No serial number on firearm, and PC 32310 – Possession of a large capacity magazine.

During the stop/investigation the Ramirez' mother, Antoinette Jessica Sanchez Ramirez, arrived and began delaying and obstructing officers ongoing investigation. She was also arrested for interfering with the police investigation, PC 148(a)(1). Both parties were later transported to the Fresno County Jail and booked on their above charges.

A note to the general public, although it is not recommended, if you do show up to an active police investigation, you must stay a safe distance away from the scene and obey all lawful commands given by the officers. A violation of PC 148(a)(1) is a misdemeanor which carries a possible sentence of up to one year in county jail and a maximum fine of \$1,000.00.

#### **Search Warrant Leads to Firearms Related Arrest**

On October 20, 2024, at about 8am, officers from the Coalinga Police Department and members of the Crisis Response Team from the California Department of Corrections and Rehabilitation served a search warrant in the 100 block of Walker Lane. During the search warrant a loaded pistol and a SKS-style rifle were located, both unregistered, along with high-capacity magazines. 46-year-old Coalinga resident, Osvaldo Ramirez, was arrested for various firearms related charges, including possession of unregistered firearms and possession of a firearm by a known gang member. Ramirez was booked into the Coalinga City Jail and later transported to the Fresno County Jail.

#### **Fentanyl Recovered During Arrest**

On October 23, 2024, at about 2:30pm, officers received an anonymous tip that Coalinga resident and wanted felon, Daniel Diaz Aguilar, was staying at an apartment located in the 300 block of W. Polk. Officers also received information that Aguilar was in possession of a significant number of illegal narcotics, specifically blue "M-30" fentanyl pills. Aguilar was wanted for three outstanding Fresno County warrants, one of which was a No Bail felony Post Release Community Supervision (PRCS) violation warrant. Aguilar was also on Fresno County PRCS and open to search and seizure.

#### **Fentanyl Recovered During Search Warrant**

On Thursday, October 24, 2024, officers served a search warrant in the 300 block of West Pleasant Street. During the search warrant, officers came across about 1000 suspected Fentanyl pills, with an estimated street value of \$20,000 - \$25,000. The resident, 53-year-old Coalinga resident Cheryl Bailow, was arrested and later transferred to the Fresno County Jail on charges related to possession of a controlled substance and possession of a controlled substance for sale. During the search warrant, the apartment manager, Maria Luisa Rodriguez, was arrested for interfering / obstructing due to her actions trying to impede officers during the investigation.

Officers arrived at the apartment unit and located Aguilar inside of one of the bedrooms. Officers arrested Aguilar for his outstanding warrants and conducted a search of his room incident to arrest and per his PRCS terms and conditions. Officers located, seized, and collected approximately 1oz. of crystal methamphetamine, 1oz. of fentanyl, 3oz. of processed marijuana, and narcotics paraphernalia. Aguilar was additionally charged with multiple narcotics violations.

Respectfully,  
Jose V Garza  
Chief of Police

**STAFF REPORT - CITY COUNCIL/SUCCESSOR AGENCY/PUBLIC FINANCE  
AUTHORITY**

**Subject:** Discussion, Direction and Potential Action to Adopt Resolution No. 4245  
Approving an Agreement for the Purchase of Untreated Water from West  
Stanislaus Irrigation District

**Meeting Date:** Thursday, December 5, 2024

**From:** Sean Brewer, Interim City Manager

**Prepared by:** Dan Bergmann, IGS

---

**I. RECOMMENDATION:**

City Council is hereby recommended to adopt Resolution No. 4245 approving an Agreement for the purchase of untreated water from West Stanislaus Irrigation District (WSID).

**II. BACKGROUND:**

During this USBR water year (March 2024 through February 2025), the City has been selling excess USBR water supply to Pleasant Valley Water Conveyance Partners (PVWCP). These ongoing sales are conducted to the benefit of the water ratepayers. The initial determination of total water available from USBR was based on a calculation that included volumes sold to Westside Mutual Water District in February 2024. However, at the end of September, USBR notified staff that those volumes should not have been included in the calculation because the sale was outside the City's service area. Consequently, realizing the City's allocation for the year was lower, sales to PVWCP were immediately suspended. However, based on projections of the City's own water needs through February 2024, a shortage still results, currently estimated at 438 acre-feet (AF) based on projections for November through February.

**III. DISCUSSION:**

Since California is not presently in a drought, water is reasonably available for purchase. WSID is willing to sell its excess USBR Agricultural water to the City, and USBR has confirmed the City can convert the Agricultural water to Municipal and Industrial (M&I) water. At the time of this report, staff are waiting for USBR to confirm the transfer price components to determine the delivered price of the water. The intent is to purchase water from WSID such that the delivered cost keeps ratepayers whole in comparison to the City's water sales this year to PVWCP. As a result, the price information in the attached agreement is blank, to be filled in prior to City Council approval. The agreement is written to provide up to 500 AF of water through the end of February. The City will take only as much needed to meet demand.

**IV. ALTERNATIVES:**

The alternative is not to purchase water from WSID, which would result in the City taking excess water from USBR beyond the City's revised, calculated allocation for this water year.

## V. FISCAL IMPACT:

If the delivered cost of the water purchased from WSID is less than approximately \$400 per AF, the fiscal impact is neutral or beneficial to the water enterprise and will not impact the general fund.

### ATTACHMENTS:

File Name	Description
❏ RESO#4245_Approving_Water_Purchase__Agreement_from_West_Stanislaus_Irrigation_District_120524.pdf	Resolution No. 4245
❏ WSID_-_City_of_Coalinga_Water_Transfer_Agreement_2024_11_21.pdf	Agreement

**RESOLUTION NO. 4245**

**A RESOLUTION FOR THE CITY COUNCIL OF THE CITY OF COALINGA APPROVING THE PURCHASE OF UNTREATED USBR WATER FROM WEST STANISLAUS IRRIGATION DISTRICT FOR THE 2024/2025 WATER YEAR**

**WHEREAS**, during the 2024/2025 water year, a correction has been made to the total volume of USBR water available to the City, reducing the amount available; and

**WHEREAS**, up to 500 acre-feet of additional water is needed for the water year to meet the City's needs; and

**WHEREAS**, West Stanislaus Irrigation District has excess Irrigation water it is willing to sell to the City; and

**WHEREAS**, USBR has confirmed the Irrigation water can be converted to Municipal and Industrial water for the City's use; and

**WHEREAS**, City and WSID have mutually agreed on terms and conditions of an agreement; and

**WHEREAS**, the price negotiation with WSID was conducted to attempt to keep the City's ratepayers whole financially, compared to water sold by the City otherwise during this water year.

**NOW, THEREFORE, BE IT RESOLVED**, that the City Council of the City of Coalinga does hereby approve the purchase of untreated USBR water from WSID, as follows.

1. The purchase shall be pursuant to the terms and conditions of the attached agreement stated as: "AGREEMENT FOR WATER TRANSFER OF CVP ALLOCATION BETWEEN WEST STANISLAUS IRRIGATION DISTRICT AND CITY OF COALINGA.
2. The price for water to be paid to WSID has been finalized and written into the agreement.
3. The Interim City Manager is authorized to execute the agreement on behalf of the City.

The foregoing resolution was duly adopted by the Coalinga City Council at a regular meeting held on the **5th day of December 2024**, by the following vote, to wit:

AYES:

NOES:

ABSTAIN:

ABSENT:

APPROVED:

ATTEST:

\_\_\_\_\_  
James Horn, Mayor

\_\_\_\_\_  
Shannon Jensen, City Clerk

**AGREEMENT FOR WATER TRANSFER  
OF CVP ALLOCATION BETWEEN  
WEST STANISLAUS IRRIGATION DISTRICT AND  
CITY OF COALINGA**

This AGREEMENT FOR WATER TRANSFER OF CVP ALLOCATION BETWEEN WEST STANISLAUS IRRIGATION DISTRICT AND CITY OF COALINGA (“**Agreement**”) is made this \_\_\_\_\_ day of \_\_\_\_\_ 2024 (“**Effective Date**”), by and between the West Stanislaus Irrigation District (“**WSID**”) and City of Coalinga (“**Coalinga**”).

**RECITALS:**

A. Both parties to the Agreement are public agencies of the State of California, duly formed and operating under the laws of the state, and are empowered to enter into contracts to manage the water supply available to them for the benefit of their constituents.

B. WSID is a contractor with the United States Department of the Interior, Bureau of Reclamation (“**USBR**”) and is entitled to receive Central Valley Project (“**CVP**”) water (“**Project Water**”) from Contract No. 14-06-200-1072-LTR1-P between USBR and WSID which provides that USBR will deliver Project Water during the 2023-24 water year, subject to the terms and conditions of the contract.

C. Coalinga is a contractor with USBR and is entitled to receive Project Water pursuant to Contract Nos. 14-06-200-4173A-IR1-P between USBR and COALINGA.

D. WSID has found and determined that it can make available from its 2024-25 supply of Project Water up to Five Hundred (500) acre-feet (“**AF**”) of water temporarily surplus to the needs of WSID’s customers within its boundaries.

**AGREEMENT**

1. The Recitals above are incorporated in full into this Agreement.
2. **TERM.** This Agreement shall begin on the Effective Date and continue until delivery of the Transfer Water (defined herein) or February 28, 2025, whichever is earlier.
3. **AMOUNT OF WATER.** Pursuant to the terms and conditions of USBR’s approval, WSID will make available to COALINGA up to 500 AF of Project Water for delivery between the Effective Date and the end of February of 2025 (“**Transfer Water**”).
4. **DELIVERY AND MEASUREMENT.** The point of delivery of Transfer Water to COALINGA shall be at Coalinga Canal Turnout from the San Luis Canal to lands below the Pleasant Valley Pumping Station (“**Point of Delivery**”) and shall be measured by the Westlands Water District, operator of the Coalinga Canal.
5. **SCHEDULING.** Concurrent with execution of this Agreement, WSID and COALINGA will cooperatively establish and mutually agree upon the schedule for delivery of the Transfer Water, which must be approved by the USBR in coordination with WSID and COALINGA. Water purchased under this Agreement is for the purpose of meeting COALINGA’S water needs up to the end of February 2025. Coalinga will provide an estimated monthly amounts to WSID upon full execution of this Agreement, then

provide final amounts as confirmed by Westlands Water District following the end of each month. COALINGA's total purchases shall not exceed 500 AF but may be less than 500 AF.

6. **COST OF WATER.** COALINGA agrees to pay WSID for Transfer Water made available at the Point of Delivery pursuant to this Agreement in the amount of [REDACTED] Dollars (\$XXX.XX) for each acre-foot. In addition:

a. WSID shall be responsible to pay to USBR the following charges:

- i. WSID's applicable Contract Rate for water (currently \$26.38 per AF);
- ii. Other incremental charges as determined by USBR in acknowledgement letter;
- iii. Restoration Fund payment (currently \$13.00 per AF);

b. COALINGA shall pay when due, directly to the San Luis & Delta-Mendota Water Authority any and all rates, charges, and/or assessments of any kind applicable to delivery of the Transfer Water.

7. **PAYMENT.** After execution of this agreement and after receipt of USBR acknowledgement of the transfer contemplated herein and evidence that the water has been scheduled for delivery, Coalinga will deliver to WSID payment of \$XXX.XX per acre-foot.

8. **APPROVALS.** WSID shall be responsible for the cost of obtaining any and all approvals legally required for the delivery of Transfer Water in accordance with this Agreement.

9. **ENVIRONMENTAL REVIEW.** The parties acknowledge that they will complete the necessary reviews under the California Environmental Quality Act for the transfer that is proposed to be accomplished by this Agreement, and that Reclamation has completed the necessary reviews under the National Environmental Policy Act.

10. **CONDITIONS PRECEDENT.** The performance by both parties to this Agreement is contingent upon approval of the USBR. Each party to this Agreement shall, in good faith, assist the other in obtaining all such necessary approvals, and to cooperate and assist each other in good faith in meeting such requirements of regulatory agencies as may be applicable to performance of any terms of the Agreement.

11. **RESTRICTIONS ON USE.** COALINGA agrees that all Transfer Water provided by WSID pursuant to this Agreement will be used within the boundaries of COALINGA or banked with one of its banking partners for its use. COALINGA will maintain books and records with regard to the use of any and all water provided pursuant to this Agreement sufficient to enable WSID to show proof of the reasonable and beneficial use of said water. Consistent with the provisions of Water Code Sections 475 and 1244, the parties agree that neither this transfer nor this Agreement are evidence of the availability of surplus water beyond the terms of this Agreement or lack of beneficial use of the water involved in this Agreement, and the parties will not contend otherwise.

12. **NO ENTITLEMENT TO WATER.** COALINGA and WSID agree that the delivery of the Transfer Water under this Agreement will not give COALINGA a continued right to acquire WSID water beyond the term of this Agreement.

13. **LIMITING CONDITIONS.** WSID's obligation to deliver Transfer Water pursuant to the terms of this Agreement will, at all times, be subject and subordinate to any applicable federal and state laws and

regulations now in existence and as modified from time to time (“**Laws**”), affecting WSID’s rights or obligations only to the extent that the Laws make it impracticable for WSID to provide any Transfer Water.

14. **WATER SUPPLY REDUCTIONS.** Water supply to be delivered to COALINGA under this Agreement may be reduced by WSID for any of the following reasons: the Limiting Conditions; failure of WSID distribution facilities; intervening acts, including litigation and stream adjudication brought by third parties, or actions of any state or federal agency exercising jurisdiction or claiming an interest and/or right to reduce and/or modify operations and/or quantities of Transfer Water otherwise available to WSID; and any action, legislation, ruling or determination adverse to WSID preventing its ability to meet obligations under the Agreement and beyond the reasonable control of WSID. WSID will make a good faith effort to oppose such reductions, but COALINGA agrees that WSID will not be liable for reductions of supply in this Agreement due to such causes. Water supply to be delivered by WSID under this Agreement may be reduced by COALINGA if any Limiting Condition, failure of facilities or any action, legislation, ruling or determination adverse to COALINGA preventing its ability to meet obligations under the Agreement and beyond the reasonable control of COALINGA, or if the inability of WSID to make the Transfer Water available, causes the inability of COALINGA to take delivery of the Transfer Water during the established schedule for delivery. COALINGA will make a good faith effort to oppose such reductions and in the event of the inability of COALINGA to take the Transfer Water available during the established schedule for delivery and will work cooperatively with WSID to accommodate any storage and delivery options available to the parties per the terms of WSID’s CVP contract. In the event of a reduction of supply caused by factors listed in this Section, COALINGA will pay only for water actually delivered. Each Party shall notify the other in writing as soon as practicable that a condition necessitating a water supply reduction has occurred, and WSID shall refund to the COALINGA within sixty (60) days after such notice any part of the Purchase Price paid for water not delivered.

15. **CAPACITY CONSTRAINTS and FORCE MAJEURE:** Except as otherwise provided herein, all obligations of the parties hereto shall be suspended so long as, and to the extent that, the performance thereof or if any portion of the transfer water cannot be delivered or shall be prevented due to restrictions of availability of canals or banking facility capacity which are beyond the control of COALINGA, earthquakes, fires, tornadoes, facility failures, floods, drowning, strikes, other casualties or acts of God, orders of court or governmental agencies having jurisdiction over the subject matter thereof or other events or causes beyond the control of the parties hereto. Furthermore, if water is not made available by WSID as a result of causes listed in Sections 13, 14 or 15, WSID shall refund to COALINGA any amounts paid by COALINGA to WSID for each AF of Transfer Water not made available for which COALINGA had already paid.

16. **INDEMNITY.** Each party shall agree to protect, defend, indemnify, and hold harmless the other party and its directors, officers, agents, employees, and consultants from and against any and all third-party losses, claims, liens, demands and causes of action of every kind and character connected with or arising directly or indirectly out of the performance or non-performance by the indemnifying party hereunder to the Agreement.

17. **ATTORNEYS’ FEES & COSTS.** The prevailing party in any litigation or other action to enforce or interpret the Agreement shall be entitled to reasonable attorneys’ fees, expert witness fees, costs of suit, and other and necessary disbursements in addition to any other relief deemed appropriate by a court of competent jurisdiction.

18. **THIRD-PARTY BENEFICIARIES.** This Agreement shall not create any right of interest in any non-party or in any member of the public as a third-party beneficiary.



19. **PARTIAL INVALIDITY.** If after the date of execution of the Agreement, any provision of the Agreement is held to be illegal, invalid, or unenforceable under present or future laws effective during the term of the Agreement, such provision shall be fully severable.

20. **AUTHORITY.** Each signatory shall represent that s/he is authorized to execute the Agreement on behalf of the party for which s/he signs. Each party shall represent that it has legal authority to enter into this Agreement and to perform all obligations under the Agreement.

21. **SPECIFIC PERFORMANCE.** It is agreed by the parties hereto that in this arid region the water delivered herein is of unique value and that, in the event of breach of this Agreement, specific performance of the Agreement in accordance with its terms and conditions will be proper injunctive relief, and such injunctive relief may be sought at any time during the term of the Agreement.

22. **WAIVER OF RIGHTS.** Any waiver, at any time, by any party of its rights with respect to a breach or default, or any other matter arising in connection with this Agreement, will not be deemed to be a waiver with respect to any other breach, default, or matter.

23. **NOTICES.** Any notice or communication required or permitted hereunder shall be in writing and shall be delivered personally, delivered by nationally recognized overnight courier service, or sent by certified or registered mail, postage prepaid, or sent by Electronic Transmission (subject to confirmation of such transmission). Any such notice or communication shall be deemed to have been given (i) when delivered, if personally delivered, (ii) three (3) Business Days after it is deposited with a nationally recognized overnight courier service, if sent by nationally recognized overnight courier service, (iii) the day of sending, if sent by email prior to 5:00 p.m. (PST) on any Business Day or the next succeeding Business Day if sent by email after 5:00 p.m. (PST) on any Business Day or on any day other than a Business Day or (iv) five (5) Business Days after the date of mailing, if mailed by certified or registered mail, postage prepaid, in each case, to the following address or email, or to such other address or addresses or email as such party may subsequently designate to the other parties by notice given hereunder:

WEST STANISLAUS IRRIGATION DISTRICT  
Attention: General Manager  
P. O. Box 37  
Westley, California 95387  
Phone: (209) 894-3091  
Email: [bobby.pierce@weststanislausid.org](mailto:bobby.pierce@weststanislausid.org)

CITY OF COALINGA  
Attention: City Manager  
155 West Durian Avenue  
Coalinga, CA 93210  
Phone: (559) 935-1533  
Email: [sbrewer@coalinga.com](mailto:sbrewer@coalinga.com)

As used herein, “**Business Day**” means any day other than a Saturday, Sunday, or any other day on which banking institutions in the State of California are authorized by law or executive action to close.

24. **APPROVALS.** Where the terms of this Agreement provide for action to be based upon a judgment, approval, review, or determination of any party, such terms are not intended to be and will never be construed as permitting such opinion, judgment, approval, review, or determination to be arbitrary, capricious, or unreasonable.

25. **OTHER AGREEMENTS.** Nothing contained herein restricts WSID from entering into other water transfer or wheeling agreements, provided such agreements do not unreasonably interfere with WSID's obligation to COALINGA under this Agreement.

26. **ENTIRE AGREEMENT.** This Agreement constitutes the entire agreement between WSID and COALINGA and supersedes any oral agreement, statement, or promise between them relating to the subject matter of the Agreement. Any amendment, including oral modifications, must be reduced to writing and signed by all parties to be effective.

27. **COUNTERPARTS.** This Agreement may be executed in two or more counterparts, each of which will be deemed an original, but all of which together will constitute one and the same instrument. This Agreement will not be effective until the execution and delivery between each of the parties of at least one set of counterparts. The parties authorize each other to detach and combine original signature pages and consolidate them into a single identical original. Any one of such completely execute counterparts will be sufficient proof of this Agreement.

IN WITNESS WHEREOF, the parties execute this Agreement on this day and year first above mentioned.

WEST STANISLAUS IRRIGATION DISTRICT

By \_\_\_\_\_  
Robert Pierce, General Manager

CITY OF COALINGA

By \_\_\_\_\_  
Sean Brewer  
Interim City Manager