

PRELIMINARY DESIGN (28JUL2022) - NOT FOR CONSTRUCTION

CONSTRUCTION PLANS FOR:

PARK EXERCISE EQUIPMENT PROJECT

CENTENNIAL & SANDALWOOD PARKS

FOR THE:
CITY OF COALINGA



SEPTEMBER 2022
PROJECT NO. PW 22-005

LOCATION MAP - STATE
STATE OF CALIFORNIA - NTS



SHEET INDEX

1	TITLE SHEET - T1
2	CENTENNIAL PARK IMPROVEMENTS SHEET - C1
3	SANDALWOOD PARK IMPROVEMENTS SHEET - C2
4	DETAILS SHEET - D1

COALINGA CITY OFFICIALS

RON RAMSEY	- MAYOR
JAMES HORN	- MAYOR PRO-TEM
JOSE MANNY RAMIREZ	- COUNCIL MEMBER
ADAM ADKISSON	- COUNCIL MEMBER
RAY SINGLETON	- COUNCIL MEMBER
MARISSA TREJO	- CITY MANAGER
SEAN BREWER	- ASSISTANT CITY MANAGER
SHANNON JENSEN	- CITY CLERK
MARIO ZAMORA	- CITY ATTORNEY
OSCAR RAMIREZ	- CITY ENGINEER

PROJECT CONTACTS

TRI CITY ENGINEERING CHRISTOPHER MARKS PROJECT ENGINEER 4630 W. JENNIFER AVE #101, FRESNO, CA 93722 (559)447-9075 (OFFICE) (559)827-3922 (CELL)	CITY OF COALINGA, PW UTILITIES ANTHONY URIBE PUBLIC WORKS UTILITIES SUPERVISOR 135 E. SACRAMENTO COALINGA, CA 93210 (559)362-6567
	CITY OF COALINGA, PW STREETS ERIC DELEON PUBLIC WORKS SUPERVISOR 135 E. SACRAMENTO COALINGA, CA 93210 (559)974-1257

GENERAL NOTES

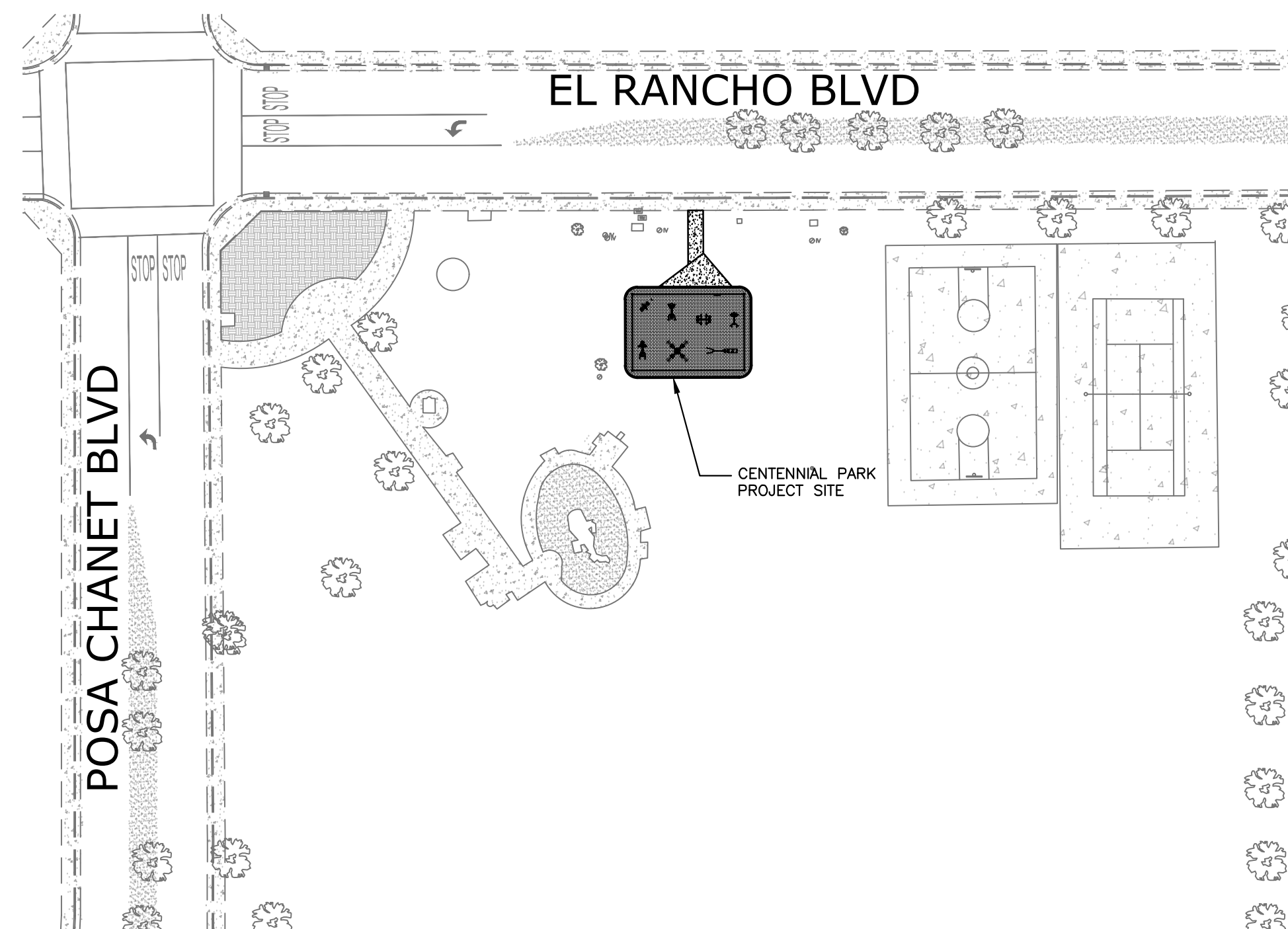
- NO CONSTRUCTION SHALL BE STARTED WITHOUT PLANS APPROVED BY THE CITY OF COALINGA PUBLIC WORKS DEPARTMENT.
- THE CONTRACTOR SHALL ATTEND A PRE-CONSTRUCTION MEETING WITH THE CITY OF COALINGA'S REPRESENTATIVE PRIOR TO COMMENCEMENT OF WORK. ANY CONSTRUCTION DONE WITHOUT APPROVED PLANS OR PRIOR NOTIFICATION TO THE CITY'S REPRESENTATIVE WILL BE REJECTED AND WILL BE AT THE CONTRACTOR'S RISK.
- ALL CONSTRUCTION WORK AND INSTALLATIONS SHALL CONFORM TO THE LATEST CITY OF COALINGA STANDARDS AND SPECIFICATIONS, AND ALL WORK SHALL BE SUBJECT TO THE APPROVAL OF THE DESIGN ENGINEER. A COPY OF THE CITY OF COALINGA STANDARDS MAY BE PURCHASED AT CITY HALL.
- THE CONSTRUCTION CONTRACTOR SHALL MAINTAIN A CURRENT, COMPLETE, AND ACCURATE RECORD OF ALL CHANGES WHICH DEVIATE FROM THE CONSTRUCTION AS PROPOSED IN THESE PLANS AND SPECIFICATIONS FOR THE PURPOSE OF PROVIDING THE DESIGN ENGINEER WITH A BASIS FOR RECORD DRAWINGS. NO CHANGES SHALL BE MADE WITHOUT PRIOR APPROVAL OF THE DESIGN ENGINEER AND THE OWNER.
- UPON COMPLETION OF THE PROJECT THE CONTRACTOR IS REQUIRED TO PROVIDE AS BUILT PLANS TO THE CITY OF COALINGA.
- IN THE EVENT THAT THE CONTRACTOR NOTICES IRREGULARITIES IN THE LINE OR GRADE HE SHALL BRING IT TO THE IMMEDIATE ATTENTION OF THE DESIGN ENGINEER AND THE CITY'S REPRESENTATIVE. IF HE FAILS TO DO SO, THE CONTRACTOR SHALL BE RESPONSIBLE FOR ANY ERROR IN THE GRADE AND NECESSARY RECONSTRUCTION TO CORRECT SUCH ERROR.
- AN EFFORT HAS BEEN MADE TO DEFINE THE LOCATION OF UNDERGROUND FACILITIES WITHIN THE JOB SITE. HOWEVER, ALL EXISTING UTILITY AND OTHER UNDERGROUND STRUCTURES MAY NOT BE SHOWN ON THIS PLAN AND THEIR LOCATION WHERE SHOWN IS APPROXIMATE. CONSTRUCTION CONTRACTOR SHALL ASSUME SOLE AND COMPLETE RESPONSIBILITY FOR LOCATING OR HAVING LOCATED ALL UNDERGROUND UTILITIES AND RELATED FACILITIES AND FOR PROTECTING SAME DURING THE COURSE OF CONSTRUCTION. CONTACT UNDERGROUND SERVICE ALERT (U.S.A.) AT 811, TWO WORKING DAYS PRIOR TO THE START OF CONSTRUCTION FOR ASSISTANCE FROM THE RESPECTIVE UTILITIES. ALL UTILITIES NOT A MEMBER OF U.S.A. ALSO BE NOTIFIED.
- THE CONTRACTOR AGREES THAT IN ACCORDANCE WITH GENERALLY ACCEPTED CONSTRUCTION PRACTICES THE CONTRACTOR SHALL BE REQUIRED TO ASSUME SOLE AND COMPLETE RESPONSIBILITY FOR THE CONDITION OF THE JOBSITE DURING THE COURSE OF CONSTRUCTION FOR THIS PROJECT, INCLUDING THE SAFETY OF ALL PERSONS AND PROPERTY, AND THAT THIS REQUIREMENT SHALL BE MADE TO APPLY CONTINUOUSLY AND NOT BE LIMITED TO NORMAL WORKING HOURS. THE CONTRACTOR FURTHER AGREES TO DEFEND, INDEMNIFY AND HOLD HARMLESS THE CITY OF COALINGA AND THE DESIGN PROFESSIONAL FROM ANY AND ALL LIABILITY, REAL OR ALLEGED IN CONNECTION WITH THE PERFORMANCE OF WORK ON THE PROJECT, EXCEPTING LIABILITY ARISING FROM NEGLIGENCE OF THE DESIGN PROFESSIONAL.
- THE CITY'S REPRESENTATIVE ACTING ON BEHALF OF THE CITY PUBLIC WORKS DEPARTMENT MAY REQUIRE REVISIONS IN THE PLANS TO SOLVE UNFORESEEN PROBLEMS THAT MAY ARISE IN THE FIELD. ALL REVISIONS SHALL BE SUBJECT TO THE APPROVAL OF THE DESIGN ENGINEER AND THE OWNER.
- ANY DIRT OR DEBRIS TRACKED ONTO ANY CITY STREET FROM THIS PROJECT SHALL BE CLEANED OFF AT THE END OF EACH WORKING DAY TO THE SATISFACTION OF THE CITY'S REPRESENTATIVE.
- ANY EXISTING SECTION CORNER OR PROPERTY CORNER MONUMENTS DAMAGED BY THESE IMPROVEMENTS SHALL BE RESET TO THE SATISFACTION OF THE CITY'S REPRESENTATIVE.
- DURING THE CONSTRUCTION OF THIS PROJECT, ALLEY OR PUBLIC STREET SHALL NOT BE USED AS A STORAGE AREA FOR EQUIPMENT, MATERIALS, OR OTHER ITEMS.
- CONSTRUCTION CONTRACTOR SHALL ASSUME SOLE AND COMPLETE RESPONSIBILITY FOR PROTECTION OF PUBLIC AND PRIVATE PROPERTY ADJACENT TO THE SITE AND THAT HE SHALL, AT HIS EXPENSE, REPAIR OR REPLACE TO ORIGINAL CONDITION ALL EXISTING IMPROVEMENTS WITHIN OR ADJACENT TO THE JOB SITE WHICH ARE NOT DESIGNATED FOR REMOVAL AND WHICH ARE DAMAGED OR REMOVED AS A RESULT OF HIS OPERATIONS.
- THE CONTRACTOR SHALL OBTAIN WRITTEN AUTHORIZATION FROM ANY ADJACENT PROPERTY OWNER GIVING HIM PERMISSION TO ENTER HIS PROPERTY FOR PURPOSES OF CONSTRUCTION OF THE IMPROVEMENTS DELINEATED ON THESE PLANS AND TRANSITIONS HEREIN. THE CONTRACTOR SHALL PROVIDE THE CITY WITH THE COPY PRIOR TO THE COMMENCEMENT OF WORK.
- THE CONTRACTOR SHALL EMPLOY ALL LABOR, EQUIPMENT AND METHODS REQUIRED TO PREVENT HIS OPERATION FROM PRODUCING DUST IN AMOUNTS DAMAGING TO PROPERTY AND DOMESTIC ANIMALS OR CAUSING A NUISANCE TO PERSONS OCCUPYING BUILDINGS IN THE VICINITY OF THE JOBSITE. THE CONTRACTOR SHALL BE RESPONSIBLE FOR ANY DAMAGE CAUSED BY DUST RESULTING FROM HIS OPERATIONS. THE CONTRACTOR SHALL ARRANGE FOR CITY WATER IF REQUIRED. DUST ABATEMENT MEASURES SHALL BE CONSISTENT WITH THE STANDARDS OF THE REGIONAL AIR QUALITY CONTROL BOARD AND SHALL BE CONTINUED UNTIL RELIEF IS GRANTED BY THE CITY'S REPRESENTATIVE.

CENTENNIAL PARK

PROJECT SITE ADDRESS

POSA CHANET BLVD. & EL RANCHO BLVD., COALINGA, CA 93210

PROJECT SITE LOCATION

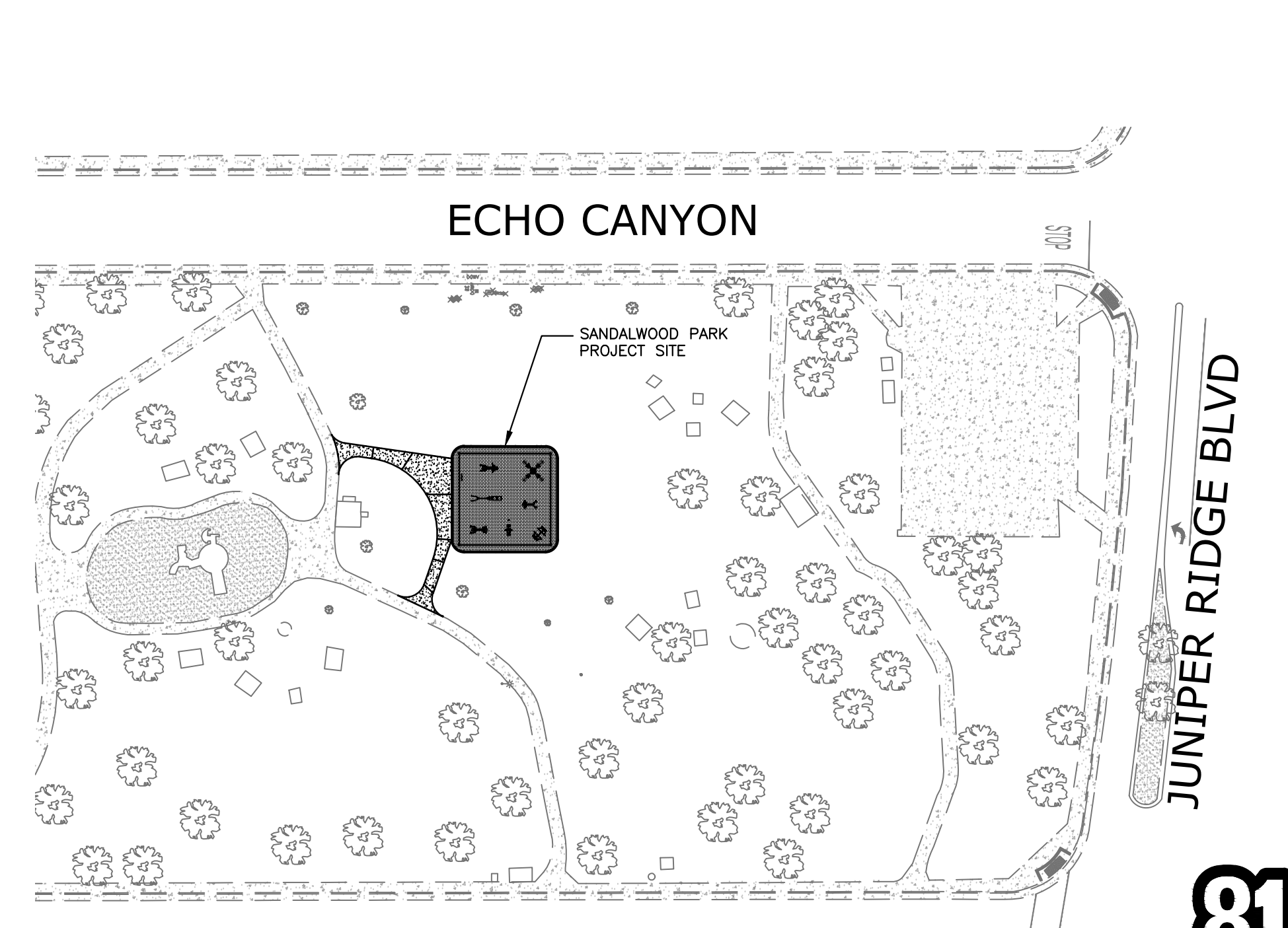


SANDALWOOD PARK

PROJECT SITE ADDRESS:


ECHO CANYON & JUNIPER RIDGE BLVD., COALINGA, CA 93210

PROJECT SITE LOCATION

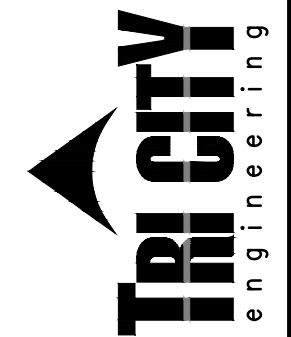


DATE: _____
APPROVED: _____
REVISION: _____

THE CONTRACTOR'S LIABILITY SHALL BE LIMITED TO THE DESIGN PROFESSIONAL'S NEGLIGENCE. THE CONTRACTOR SHALL BE RESPONSIBLE FOR OBTAINING ALL NECESSARY PERMITS AND APPROVALS FROM ALL AFFECTED AGENCIES. THE CONTRACTOR SHALL BE RESPONSIBLE FOR OBTAINING ALL NECESSARY PERMITS AND APPROVALS FROM ALL AFFECTED AGENCIES. THE CONTRACTOR SHALL BE RESPONSIBLE FOR OBTAINING ALL NECESSARY PERMITS AND APPROVALS FROM ALL AFFECTED AGENCIES.



Tri City Engineering, Inc.
Engineers
1430 W. Jennifer Ave. #101
Fresno, CA 93722-4415
PH: 559-447-9075
FAX: 559-447-9074
www.tricityengineering.com



CALIFORNIA

TITLE SHEET FOR:
PARK EXERCISE EQUIPMENT PROJECT
CENTENNIAL & SANDALWOOD PARKS

COALINGA,

Scale: _____
Date: 2022.JUL.28
Drawn: C.M.
Checked: D.J.

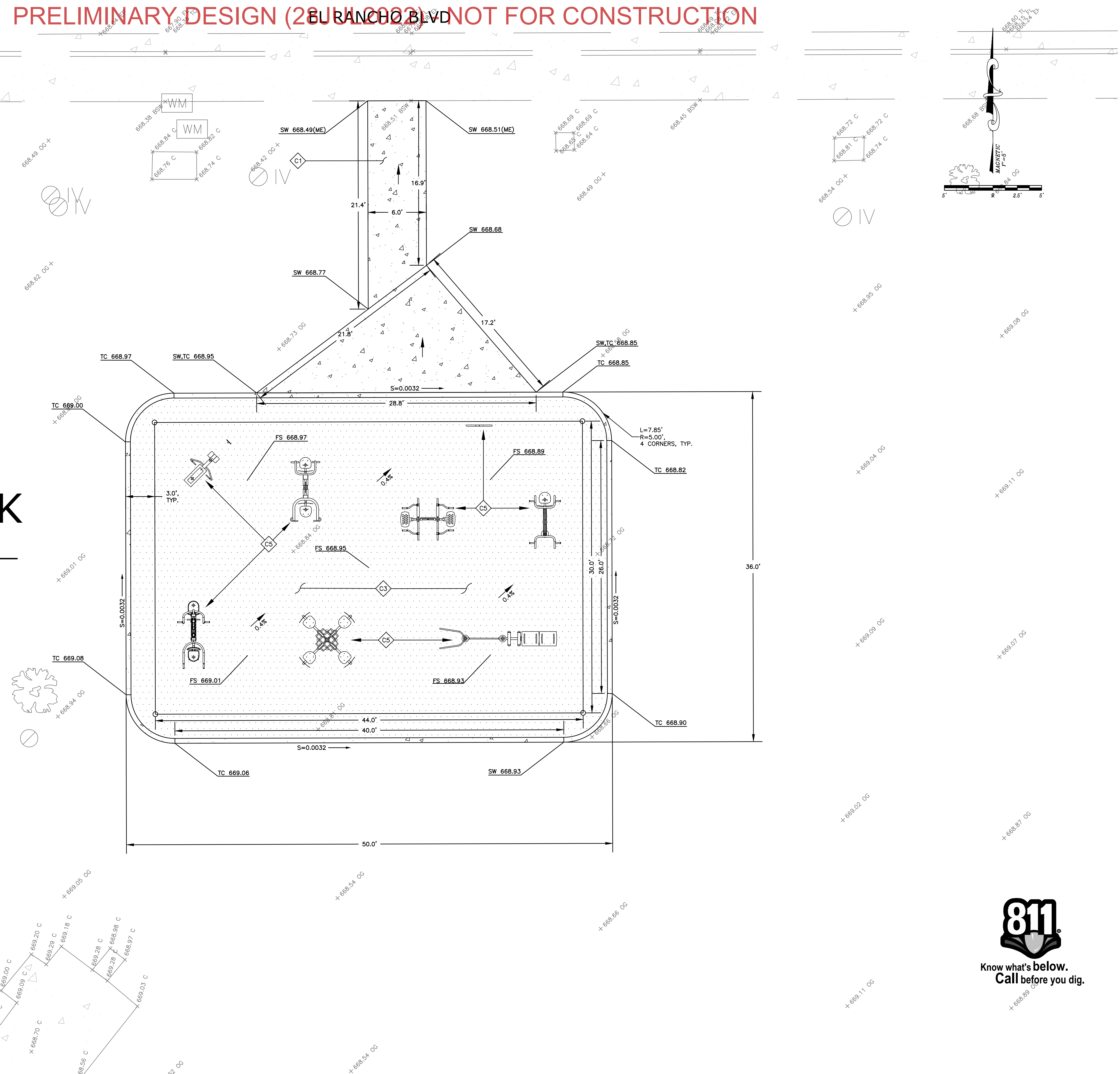
SHEET NO.
T1
OF 4 SHEETS
JN#: 2915

PRELIMINARY DESIGN (28 JUL 2022) NOT FOR CONSTRUCTION

CENTENNIAL PARK

CONSTRUCTION KEYNOTES:


- CONSTRUCT CONCRETE SIDEWALK PER CITY STD. P-4, SEE SHEET D1
- CONSTRUCT 6" CONCRETE HEADER PER DETAIL, SEE SHEET D1
- CONSTRUCT POURED-IN-PLACE (PIP) RUBBER SURFACING PER DETAIL, SEE SHEET D1. AREA = 1698 SF
- INSTALL 30"x44" SHADE STRUCTURE PER MFR'S INSTALLATION INSTRUCTIONS
- PERFORM PERMANENT IN-GROUND INSTALLATION OF GREENFIELD'S FITNESS EQUIPMENT PER MFR'S INSTALLATION INSTRUCTIONS. REFER TO CENTENNIAL EQUIPMENT LAYOUT DETAIL SHEET D1.
- CONCRETE
- POURED-IN-PLACE RUBBER SURFACING




Know what's below.
Call before you dig.

DATE	APPROD.	REVISION

THE CONTRACTOR SHALL BE RESPONSIBLE FOR OBTAINING ALL NECESSARY PERMITS AND APPROVALS FROM THE LOCAL, STATE AND FEDERAL AGENCIES. THE CONTRACTOR SHALL BE RESPONSIBLE FOR OBTAINING ALL NECESSARY PERMITS AND APPROVALS FROM THE LOCAL, STATE AND FEDERAL AGENCIES. THE CONTRACTOR SHALL BE RESPONSIBLE FOR OBTAINING ALL NECESSARY PERMITS AND APPROVALS FROM THE LOCAL, STATE AND FEDERAL AGENCIES.



Tri City Engineering, Inc.
Engineers
Surveyors
1430 N. Shields Ave. #101
Fresno, CA 93722-4415
PH: 559-447-9075
FAX: 559-447-9074
www.tricityengineering.com



PARK IMPROVEMENT PLAN FOR:
PARK EXERCISE EQUIPMENT PROJECT
CENTENNIAL & SANDALWOOD PARKS
CALIFORNIA

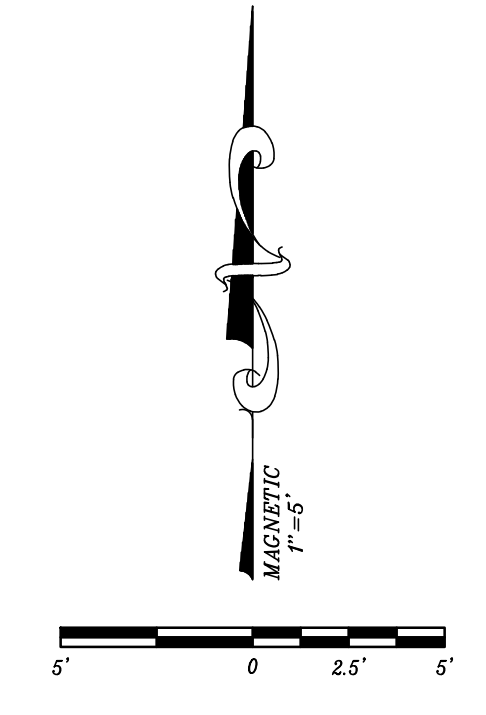
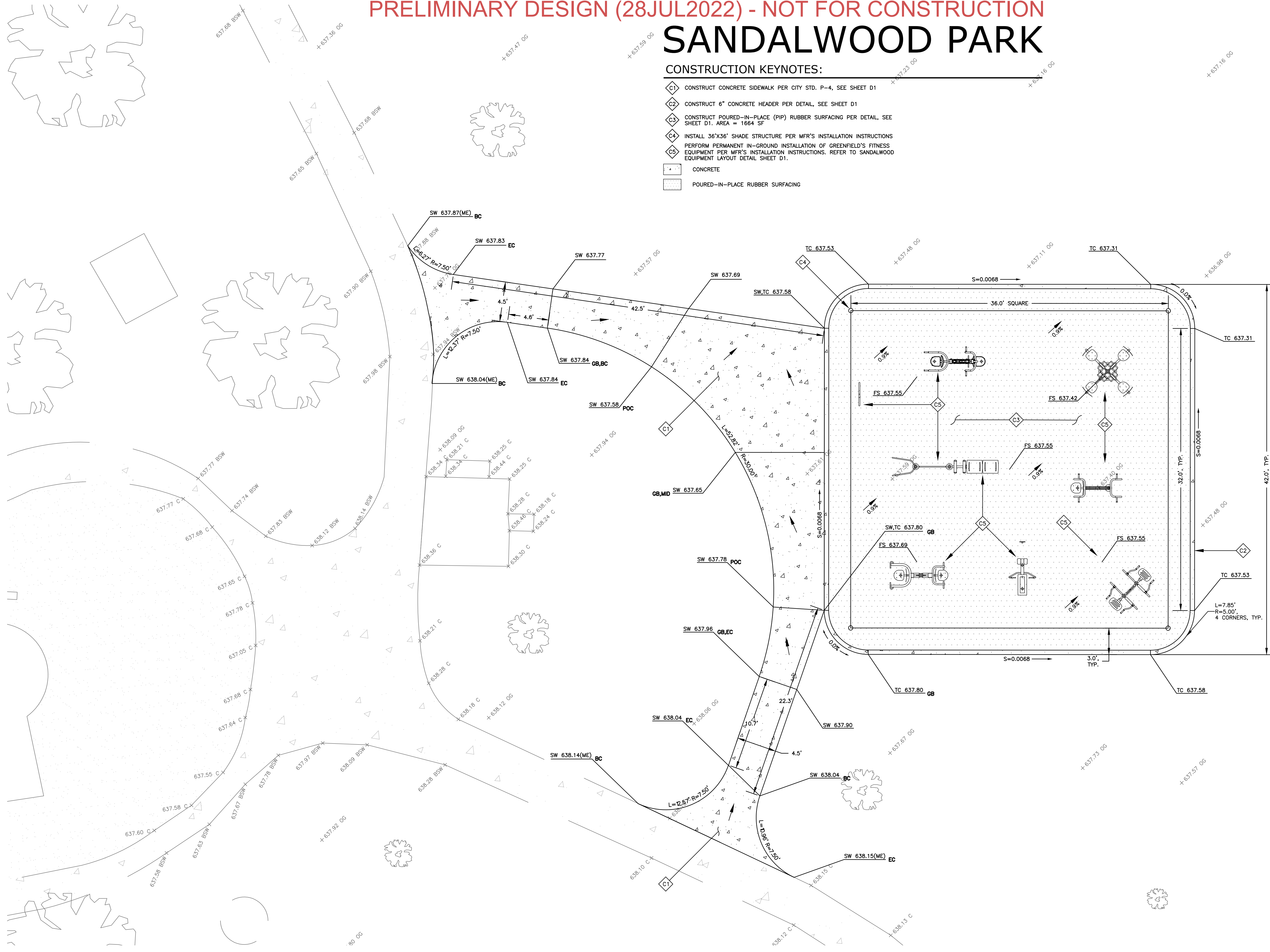
Scale: 2022.JUL.28
Date: 2022.JUL.28
Drawn: C.M.
Checked: D.J.
SHEET NO.
C1
OF 4 SHEETS
JN#: 2915

PRELIMINARY DESIGN (28JUL2022) - NOT FOR CONSTRUCTION

SANDALWOOD PARK


CONSTRUCTION KEYNOTES:

- C1** CONSTRUCT CONCRETE SIDEWALK PER CITY STD. P-4, SEE SHEET D1
- C2** CONSTRUCT 6" CONCRETE HEADER PER DETAIL, SEE SHEET D1
- C3** CONSTRUCT POURED-IN-PLACE (PIP) RUBBER SURFACING PER DETAIL, SEE SHEET D1. AREA = 1664 SF
- C4** INSTALL 36'X36' SHADE STRUCTURE PER MFR'S INSTALLATION INSTRUCTIONS PERFORM PERMANENT IN-GROUND INSTALLATION OF GREENFIELD'S FITNESS EQUIPMENT PER MFR'S INSTALLATION INSTRUCTIONS. REFER TO SANDALWOOD EQUIPMENT LAYOUT DETAIL SHEET D1.
- CONCRETE**
- POURED-IN-PLACE RUBBER SURFACING**



DATE	APPROV.	REVISION

THE CONTRACTOR SHALL BE RESPONSIBLE FOR OBTAINING ALL NECESSARY PERMITS AND APPROVALS FROM THE LOCAL, STATE, AND FEDERAL AGENCIES. THE CONTRACTOR SHALL BE RESPONSIBLE FOR OBTAINING ALL NECESSARY PERMITS AND APPROVALS FROM THE LOCAL, STATE, AND FEDERAL AGENCIES. THE CONTRACTOR SHALL BE RESPONSIBLE FOR OBTAINING ALL NECESSARY PERMITS AND APPROVALS FROM THE LOCAL, STATE, AND FEDERAL AGENCIES.



Tri City Engineering, Inc.
 Engineers
 Surveyors
 1430 N. Shields Ave. #101
 Fresno, CA 93722-4415
 PH: 559-447-9075
 FAX: 559-447-9074
 www.tricityengineering.com



CALIFORNIA

PARK IMPROVEMENT PLAN FOR:
PARK EXERCISE EQUIPMENT PROJECT
 CENTENNIAL & SANDALWOOD PARKS
 COALINGA, CALIFORNIA



Scale:	2022.JUL.28
Date:	C.M.
Drawn:	D.J.
Checked:	
SHEET NO.	C2
OF	4 SHEETS
JN#:	2915

PRELIMINARY DESIGN (28JUL2022) - NOT FOR CONSTRUCTION

CENTENNIAL PARK EQUIPMENT LAYOUT

SCALE: 1"=4'

EQUIPMENT SCHEDULE:

- EQ-1 IN GROUND CUSTOMIZED ANNOUNCEMENT SIGN, SGR105-01-IG
- EQ-2 4-PERSON PENDULUM, ABS & DIP STATION, SGR022-03K
- EQ-3 2-PERSON BACK & ARMS COMBO, SGR042-03
- EQ-4 2-PERSON ACCESSIBLE CHEST PRESS, SGR048AW-03
- EQ-5 2-PERSON COMBO LAT PULL & VERTICAL PRESS, SGR048C-03
- EQ-6 3-PERSON STATIC COMBO, SGR071-03K (SEE NOTE 2)
- EQ-7 ROWING MACHINE, SGR091-03KIG
- EQ-8 4-PERSON LEG PRESS, SGR104-03KIG

EQUIPMENT NOTES:

- ALL MEASUREMENTS ARE TO THE CENTER OF THE FOOTING. LOCATION OF SITE FURNISHINGS SHALL BE VERIFIED BY THE ENGINEER PRIOR TO FINAL PLACEMENT.
- CONSTRUCT CONCRETE FOR PERMANENT IN-GROUND MOUNT AS RECOMMENDED BY THE MANUFACTURER.

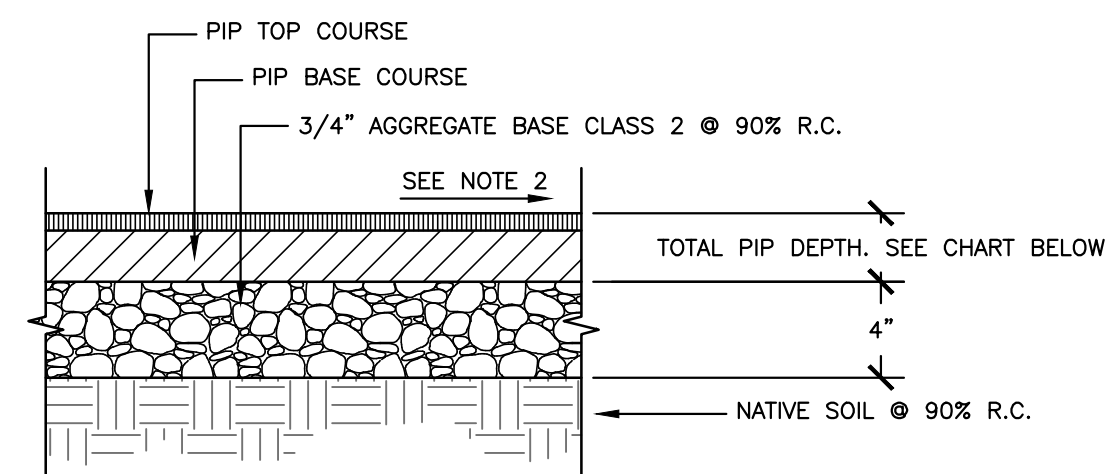
- EQUIPMENT CLEARANCE SAFETY ZONE
- 8 FT CRITICAL FALL HEIGHT ZONE

CRITICAL FALL HEIGHTS:

- 3-PERSON STATIC COMBO: 8 FT
- ALL OTHER EQUIPMENT & AREAS: <2 FT

POURED-IN-PLACE RUBBER SURFACING

N.T.S.

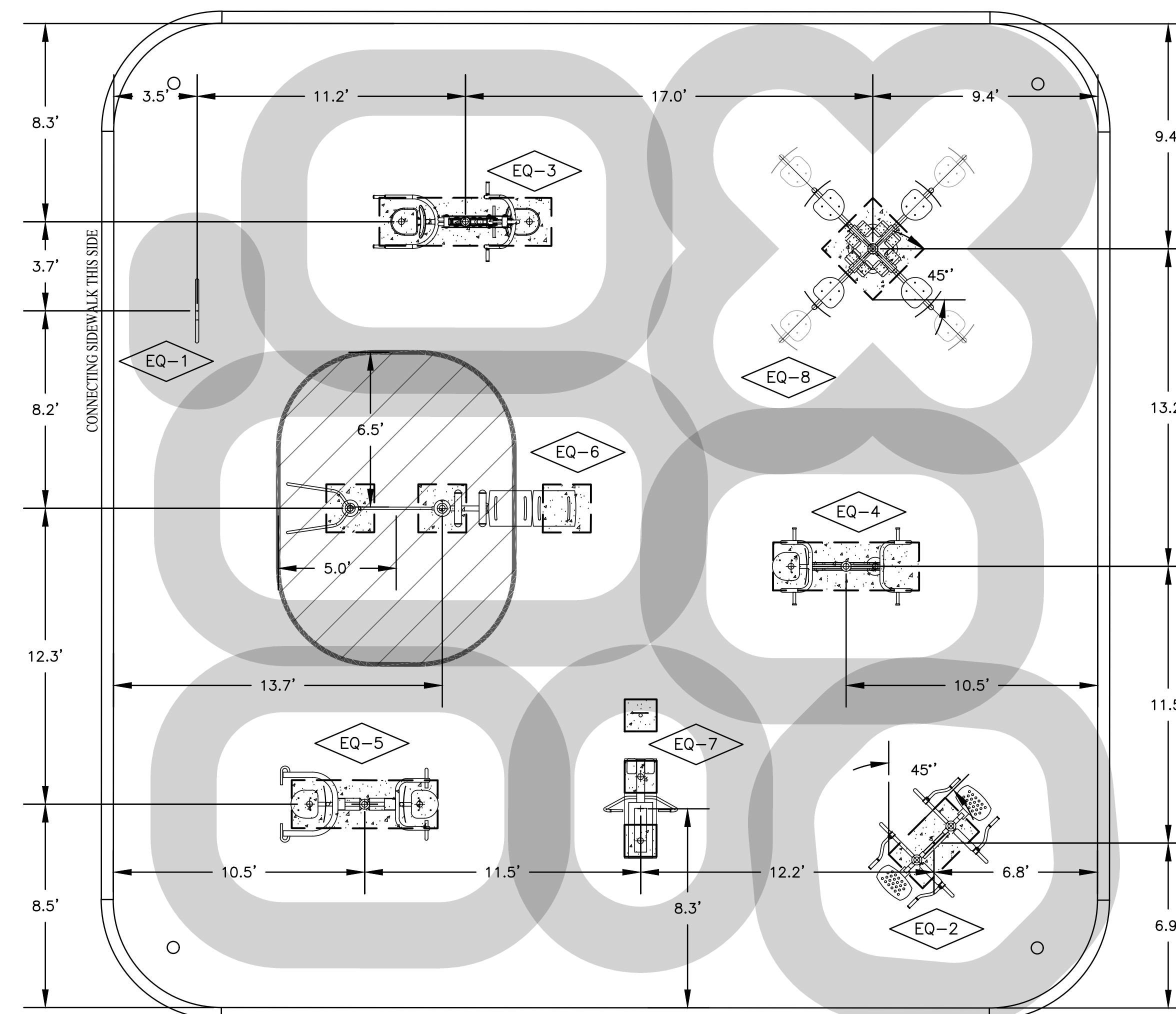


SPECTRAPOUR SYSTEM DEPTH CHART

EQUIPMENT CRITICAL FALL HEIGHT	UP TO 4'	UP TO 5'	UP TO 6'	UP TO 7'	UP TO 8'	UP TO 10'	UP TO 12'
TOTAL PIP DEPTH (TOP COURSE + WEAR COURSE)	1.75"	2.0"	2.5"	3.0"	3.5"	4.25"	5.0"

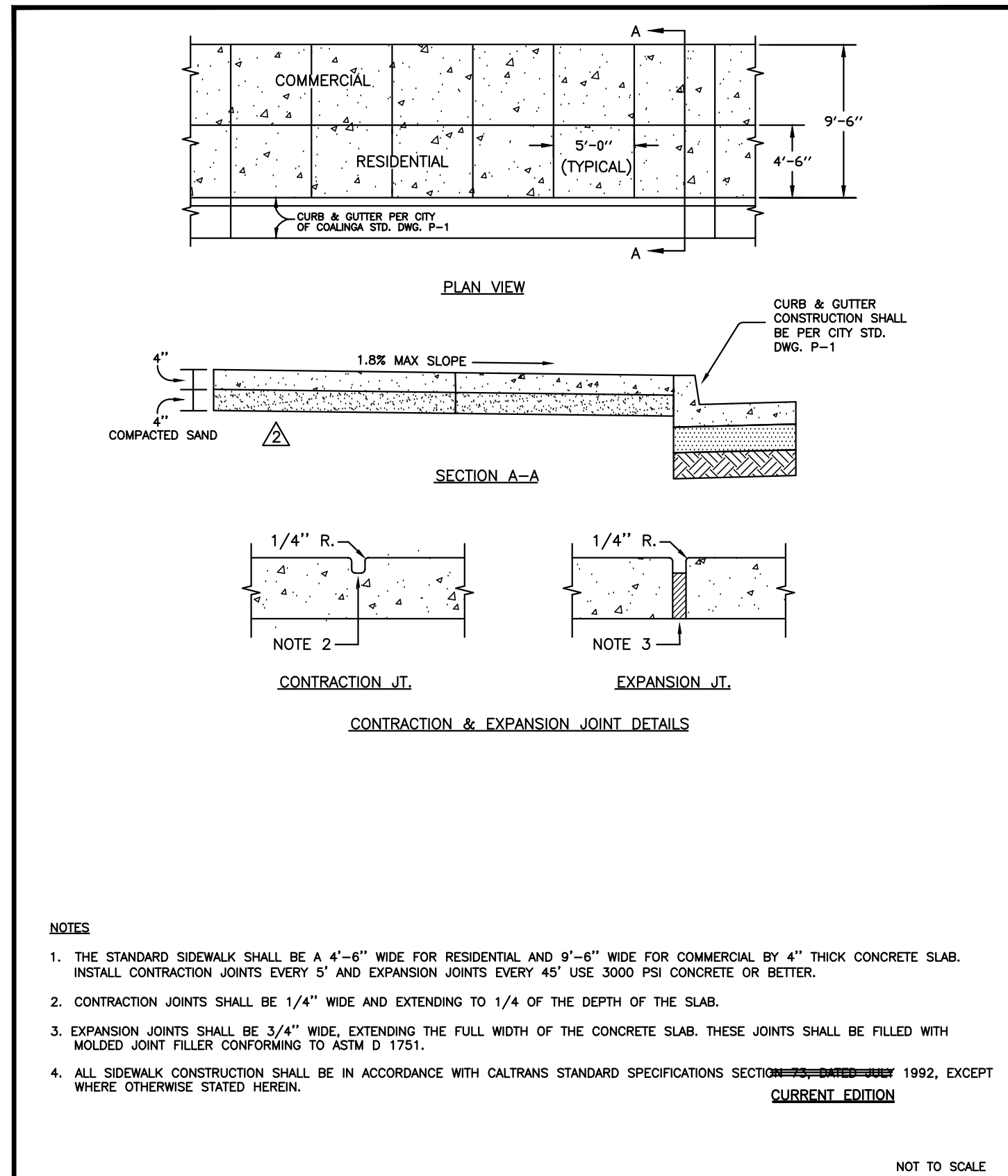
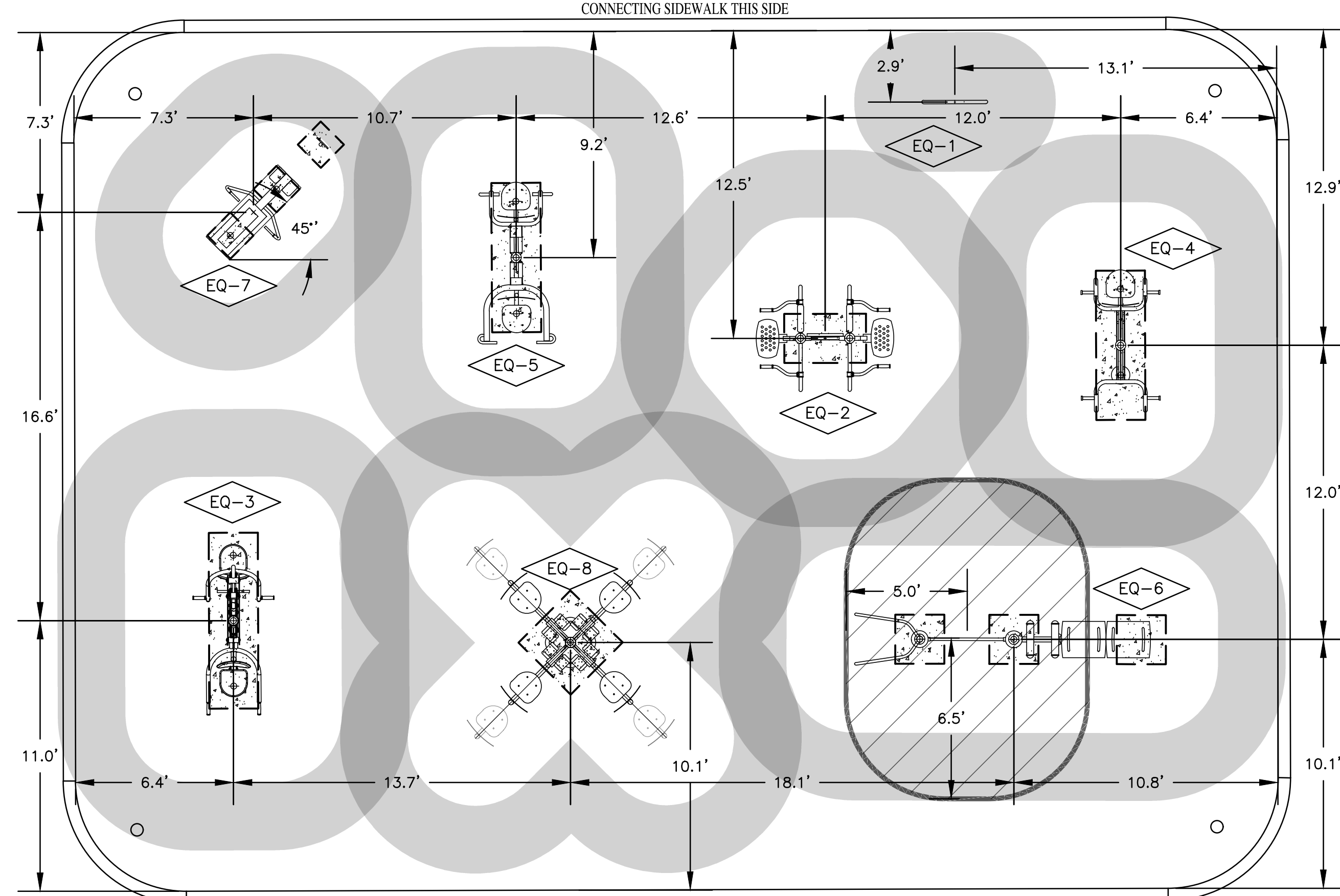
RUBBER SURFACING NOTES:

- POURED-IN-PLACE RUBBER SURFACING SHALL BE SPECTRAPOUR BY SPECTRATURF, CORONA, CA, OR APPROVED EQUIVALENT. COLOR: BROWN
- SEE PLAN VIEW FOR SLOPE OF FINISHED RUBBER SURFACE, 2% MAX.
- RUBBER SURFACING DEPTH MAY VARY THROUGHOUT THE EQUIPMENT AREA AND WILL BE BASED UPON THE CRITICAL FALL HEIGHT AND USE ZONE OF EACH EQUIPMENT PIECE. DEPTHS MAY VARY BETWEEN RUBBER SURFACING MANUFACTURERS.
- THE OVERALL THICKNESS OF THE RUBBER SURFACING SHALL BE AT A DEPTH EQUAL TO OR GREATER THAN THE REQUIRED DEPTH.
- CONTRACTOR SHALL PROVIDE MANUFACTURERS ASTM F1292 CERTIFICATE OF CONFORMANCE TO ENSURE THAT SURFACING DEPTH MEETS THE CRITICAL FALL HEIGHT REQUIREMENTS AS INDICATED.
- CONTRACTOR SHALL SUBMIT SAMPLES OF COLOR MIX FOR APPROVAL PRIOR TO INSTALLATION.



SANDALWOOD PARK EQUIPMENT LAYOUT

SCALE: 1"=4'



NOT TO SCALE

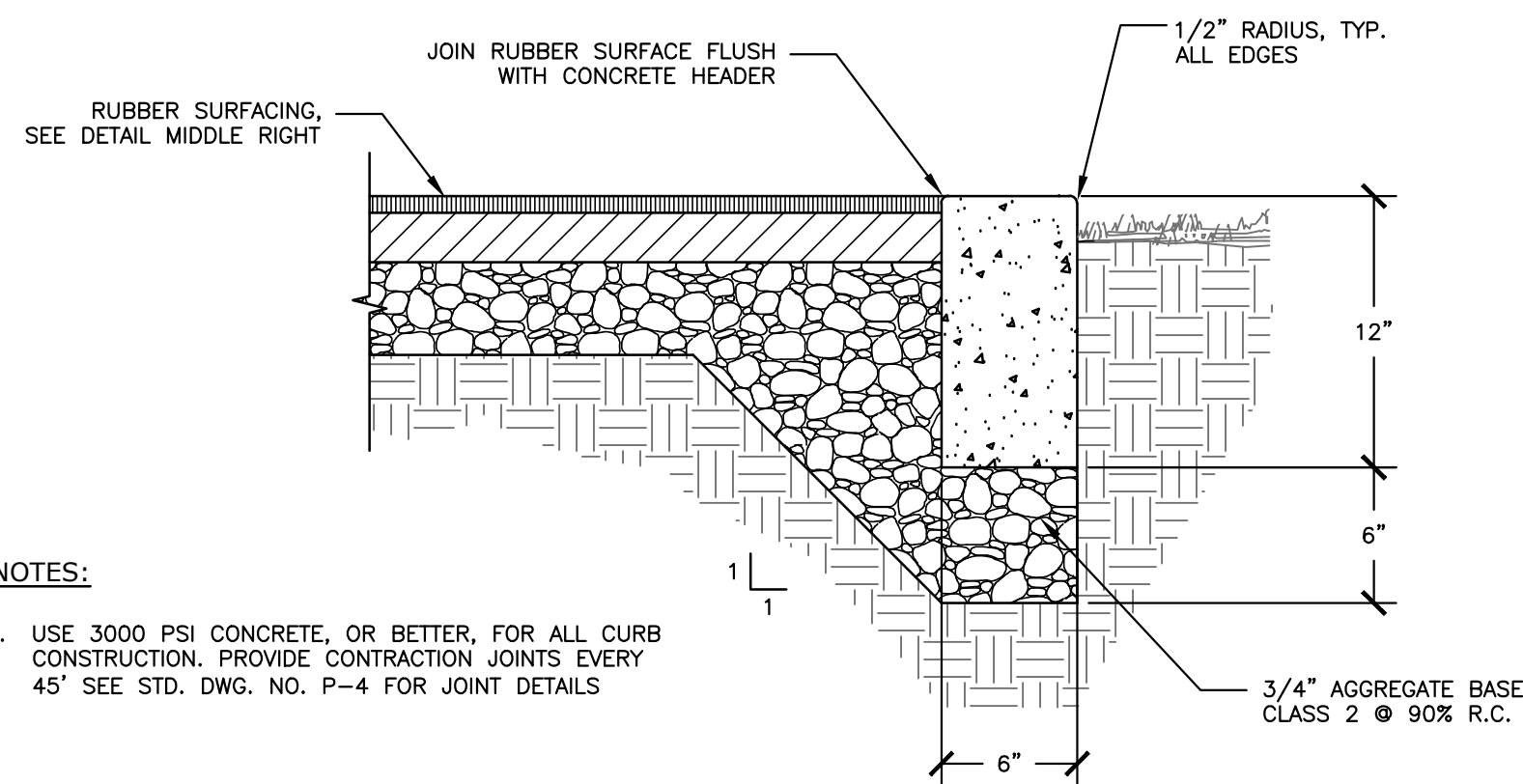
PAVING
Concrete Sidewalk
(Commercial & Residential)

PUBLIC WORKS DEPT. STD. DRAWING P-4

Revision: _____ Date: _____
 Engineer: OSCAR M. RAMIREZ 11/2005
 Drawn by: L. RIOS 11/2005
 Std. No. P-4 Rev. _____

6" CONCRETE HEADER

N.T.S.




NOTES:

- USE 3000 PSI CONCRETE, OR BETTER, FOR ALL CURB CONSTRUCTION. PROVIDE CONTRACTION JOINTS EVERY 45' SEE STD. DWG. NO. P-4 FOR JOINT DETAILS

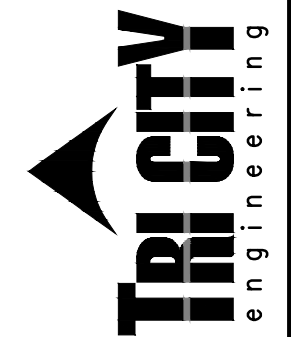
DATE	APPROV.	REVISION

THE CONTRACTOR SHALL BE RESPONSIBLE FOR OBTAINING ALL NECESSARY PERMITS AND APPROVALS FROM THE CITY OF COALINGA AND THE CALIFORNIA DEPARTMENT OF TRANSPORTATION AND HIGHWAYS. THE CONTRACTOR SHALL BE RESPONSIBLE FOR OBTAINING ALL NECESSARY PERMITS AND APPROVALS FROM THE CALIFORNIA DEPARTMENT OF TRANSPORTATION AND HIGHWAYS. THE CONTRACTOR SHALL BE RESPONSIBLE FOR OBTAINING ALL NECESSARY PERMITS AND APPROVALS FROM THE CALIFORNIA DEPARTMENT OF TRANSPORTATION AND HIGHWAYS.



Tri City Engineering, Inc.
Engineers
Surveyors

1430 W. San Jose Ave. #101
Fresno, CA 93722-4415
PH: 559-447-9075
FAX: 559-447-9074
www.tricityengineering.com



DETAIL SHEET FOR:
PARK EXERCISE EQUIPMENT PROJECT
CENTENNIAL & SANDALWOOD PARKS

COALINGA, CALIFORNIA

Scale: _____
 Date: 2022.JUL.28
 Drawn: C.M.
 Checkd: D.J.
 SHEET NO. **D1**
 OF 4 SHEETS
 JN#: 2915