



GRANT STRATEGIC PLAN

MARCH 2020 (DRAFT)

B&A | Professional
Grant
Consulting



Grant Strategic Plan

Executive Summary

Blais & Associates Professional Grant Consulting, Inc. (B&A) proposes a grant program for the City of Coalinga that incorporates federal, state, and regional funding opportunities. These opportunities may include competitive grants, formula-based funding, and per capita allocations to increase the City's revenue.

Coalinga is well positioned to receive grants from Federal and State agencies to help fund future projects and programs which benefit the businesses and residents of the City. Under the direction of the City Manager, Assistant City Manager and department directors, B&A will provide grant writing and management services to help pre-position the City to be highly competitive for upcoming grant opportunities. The goal is to support the City in obtaining grant revenue that can help fund priority projects and programs.

B&A's funding approach incorporates three primary activities: monitoring open grant solicitations, aligning grants with priority projects on the Coalinga wish list, and grant application development for priority projects. The ultimate objective is to secure grant funding to further the City of Coalinga's strategic vision and advance projects and programs that enhance the quality of life for Coalinga residents and business owners. To that end, the balance of this Grant Strategy is divided into three parts.

- Part 1 is an at-a-glance view of B&A's scope of work to manage Coalinga's Grant Strategy.
- Part 2 is the working Coalinga "Wish List" of priority projects and alignment with known funding opportunities
- Part 3 is a rubric of federal, state, and regional grant programs with open or expected solicitations. This section may spur ideas for connections to additional projects in Coalinga.



About B&A

B&A is a full-service grant consulting firm offering grant research, application development, training, and post-award grant management services to ensure grant compliance, on-time progress reporting, and prompt grant reimbursements.

- Our clients include a range of government agencies, including large and small cities, counties, water districts, school districts, regional councils of governments, and state agencies.
- With over 20 years of successful grant writing experience, B&A and its staff have comprehensive experience with all major grant applications including water, stormwater, urban forestry, emergency management, public safety, transportation, housing, parks and recreation, and more.
- B&A's grant program approach is comprehensive, tested, systematic, and successful.
- B&A has had an ongoing relationship with the City of Coalinga since 2013. B&A has developed more than 20 applications, primarily transportation related grants, and has secured more than \$8 million in grant funds for the City. Our new full-service contract with the City will allow B&A to expand its grant writing and pre-positioning services to pursue a greater number of funding opportunities. B&A believes Coalinga will be especially competitive for water-related infrastructure project funding from the U.S. Bureau of Reclamation.

B&A Approach to Funding

➤ Onsite Needs Assessment:

B&A conducted on-site needs assessments in Coalinga in February 2020. Touring various City sites and meeting with department leaders and key staff was extremely helpful in understanding short-term and long-term needs and the City leaders' vision for the future. Understanding Coalinga's evolving needs is a continuous process. We will regularly communicate with staff through monthly conference calls, on-site meetings, and electronic correspondence with lead staff as we maintain a working "wish list" for projects in Coalinga.

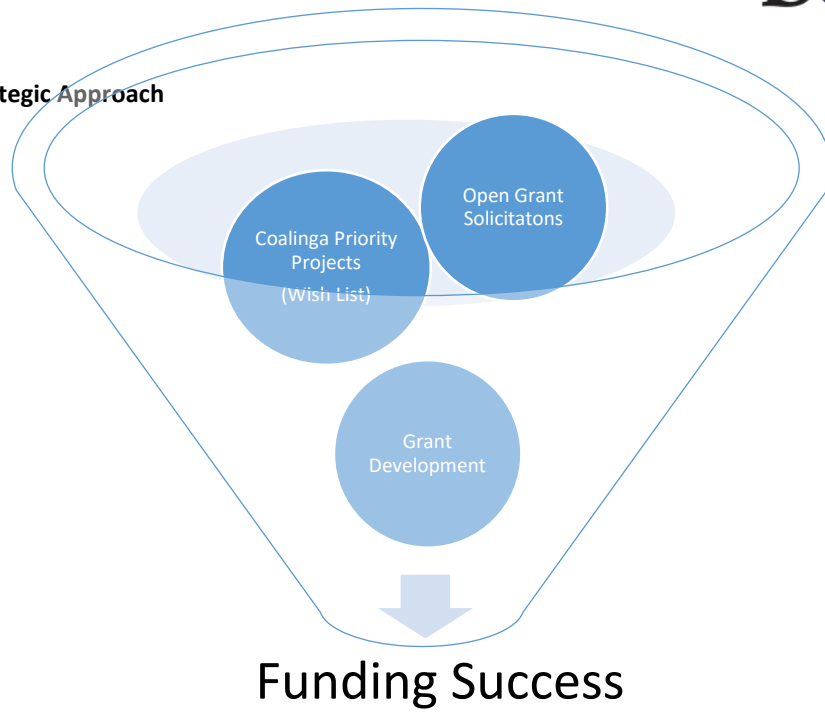
➤ Aligning City of Coalinga's needs with open grant solicitations:

Weekly, the B&A research staff monitor open grant solicitations originating from Federal, State, and Regional agencies. Coalinga's B&A Client Services Director reviews the open solicitations and compares them with Coalinga's wish list and corresponds with City contacts to keep them up-to-date with grant opportunities. Monthly, a brief and efficient check-in call is conducted to review a Grant Activity Report (GAR). Open and upcoming grant solicitations are discussed at this meeting.

➤ Selecting competitive grants and grant writing:

B&A's objective is to submit only the most competitive grant proposals for the City of Coalinga. After a thorough evaluation of a prospective grant's objectives and requirements and the City's potential project, we work with City staff to make a "go" or "no go" decision. If the project is a good fit with the grant and is likely to score competitively, a decision to move forward with developing an application is likely to follow. Our grant writing starts with insight and perspective from staff, in-depth research and investigation and culminates in a draft-oriented approach that allows the City to provide input at various stages in the process. B&A employs a rigorous internal quality review process to ensure applications we develop meet high standards for persuasive content, grammar, formatting, and visual appeal.

Figure 1. B&A Strategic Approach



Part 1

Managing Coalinga's Grant Strategy

B&A will coordinate regularly with Coalinga staff on the following activities:

1. ***Pre-Positioning and Communication with Staff.*** B&A will assist with pre-positioning activities to help make the City more competitive with future grant endeavors. For example, certain grants require specific public outreach (surveys, workshops, charettes) for maximum scoring. These long-lead items often need to occur well in advance of the grant deadline. Other pre-positioning activities include requesting and participating in de-briefings for previously denied proposals, remaining current on existing grant awards to ensure timely use of funds and compliance, and building relationships with funding agencies by attending select state and federal grant meetings and workshops. A priority pre-positioning activity noted during the 2020 Needs Assessment is working with staff to re-activate and establish Sam.gov and Grants.gov accounts for the City to ensure eligibility for competitive federal grant funding.
Timeframe for Activity: Within FY 19-20 establish Sam.gov and Grants.gov accounts. On-going pre-positioning and staff communication
2. ***Grant Monitoring.*** B&A will consistently be on the lookout for relevant federal, state, and regional grant prospects that align with the City's priority needs and advise City staff of grant opportunities in a timely manner. B&A will send our Fact Sheets to appropriate staff and help them determine if the grant is a good fit for a specific project. With City staff input, B&A will review and recommend grant prospects and facilitate the development of competitive proposals.
Timeframe for Activity: On-going.
3. ***Monthly GAR Calls and Wish List updates.*** B&A will conduct a monthly Grant Activity Report (GAR) conference call with City staff to review new City needs, open grant solicitations, pending applications submitted, grants awarded, and other agenda items. B&A will maintain a working list of Coalinga "wish list" priority projects.
Timeframe for Activity: Monthly or as requested by City staff.
4. ***Annual Grant Summary Report.*** B&A will provide a summary of all grant-related activity on an annual basis, or as requested by the City. This report is an excellent snapshot of the new revenue generated by grant funding and the City's return on its investment in grant consulting services.
Timeframe for Activity: Annual or as requested by City staff.
5. ***Post-Submission Assistance.*** When necessary and requested, B&A will assist with post-award compliance activities and/or schedule de-briefings with funding agencies if a grant proposal was not selected for funding. Often, competitive proposals narrowly miss the funding cutoff or small adjustments/additions to a project application can net a higher score in a subsequent submittal.
Timeframe for Activity: On-going.

Part 2

Coalinga Wish List (updated March 2020)

A. Planning and Community Development

1. Planning needs that may arise for the City of Coalinga include, General Plan updates, strategic growth plans for the acceleration of affordable housing, climate adaptation plans and updating the City's chapter in Fresno County's Multi-Jurisdiction Local Hazard Mitigation Plan.

Estimated Costs: to be determined

- 💰 **FUNDING WATCH:** CA Dept. of Housing and Community Development Local Early Action Planning (LEAP), Caltrans SB1 Climate Adaptation Planning Grants, Hazard Mitigation Planning Grant.

B. Transportation

1. Elm Avenue Complete Street Transformation

- As recommended in the City's 2017 Active Transportation Plan and supported by Caltrans, Elm Avenue would be reconfigured to include buffered bike lanes from El Rancho Boulevard to Polk Street and add curb extensions, median refuge island and Rectangular Rapid Flashing Beacons for people crossing Elm. Vehicle traffic lanes would be reduced from four to two lanes to make it easier for pedestrians to cross the roadway and as a traffic calming measure.
- Estimated Cost: To be determined.

- 💰 **FUNDING WATCH:** Highway Safety Improvement Program (HSIP) (This area is an "accident hot spot" in Coalinga so this makes it more competitive for HSIP); **Active Transportation Program (Cycle 5 June 2020)**; and the Fresno COG's Regional Surface Transportation Block Grants.



Concept plans for a reconfigured Elm Avenue are designed to create a vibrant destination for shopping and gathering. Businesses thrive with increased street life as vehicle traffic moves slightly slower and the environment encourages walking.

2. Safe Routes to Schools sidewalk and safety improvements

- The City's 2017 Safe Routes to Schools program recommends a number of bicycle, crosswalk, and sidewalk improvements.
- Estimated Cost: To be determined
 - \$ FUNDING WATCH: Highway Safety Improvement Program (HSIP); Active Transportation Program/Safe Routes to Schools; and Fresno COG's Regional Surface Transportation Block Grants.

3. Coalinga Multi-Use Perimeter Trail

- Pending the completion of the environmental document that is currently in development, Coalinga is well-positioned to seek additional funding for phases of the perimeter trail and various spurs that will provide residents with protecting pathways that will connect them to destinations within the city and to scenic locations around the perimeter of the city limits.
- Estimated Cost: to be determined
 - \$ FUNDING WATCH: Highway Safety Improvement Program (HSIP- *must have a connection to accident reduction*); **Active Transportation Program (Cycle 5 June 2020)**; and the Fresno COG's Regional Surface Transportation Block Grants.



The Coalinga Multi-Use Perimeter Trail will create an exciting new recreation and active transportation asset for Coalinga. B&A has developed winning applications for the western segments and environmental planners are preparing a CEQA document for the entire project.

4. Local Surface Street Rehabilitation and Alley Paving

- Via grant applications developed by B&A and with engineering assistance from Tri-Cities Engineering Coalinga has strategically completed resurfacing and reconstruction of local roadways and paved gravel alleys. If fully funded, a pending CMAQ (Congestion Mitigation and Air Quality) application to the Fresno COG will complete the final phase of alley paving. Funding needs for repaving and improving local roadways will continue. Regional Measure C funding combined with competitive grants from the Fresno COG have been a reliable funding source for Coalinga for these needs.
- Estimated Cost: to be determined
 - 💰 **FUNDING WATCH:** Fresno COG's Regional Surface Transportation Block Grants and CMAQ for paving dirt shoulders and alleys.

C. Drinking Water

1. Replace Manual, Radio, and Touch Water Meters to Support Advanced Metering Infrastructure (AMI)

- Phased approach to install advanced meters systemwide for early leak detection, improved water management, and water conservation.
- Estimated Cost: to be determined
 - 💰 **FUNDING WATCH:** U.S. Bureau of Reclamation WaterSMART Water and Energy Efficiency Grant (WEEG); WaterSMART Small Scale Water Efficiency Grant; and WaterSMART Drought Resiliency Grant.

2. Supervisory Control and Data Acquisition (SCADA)

- Software and hardware computer system for gathering and analyzing real time data to monitor and more effectively control water delivery operations.
- Estimated cost \$2,000,000
 - 💰 **FUNDING WATCH:** U.S. Bureau of Reclamation WaterSMART WEEG and Drought Resiliency grants.

3. Water Storage (Replacement Derrick Reservoir)

- The steel tank has been rehabilitated and recoated several times. It is likely nearing the end of its useful life and the City has begun planning for future possible replacement.
- Estimated Cost: \$1,000,000 - \$2,000,000 depending on replacement size and specifications

💰 **FUNDING WATCH:** U.S. Bureau of Reclamation WaterSMART Drought Resiliency grant, FEMA Hazard Mitigation Grant Program.



The Derrick Avenue Reservoir has capacity for 7.6 million gallons. It is the City's largest and primary storage tank and delivers drinking water into the city limits. The steel tank is nearing the end of its useful life due to corrosion.

D. Stormwater

Coalinga has Identified various projects in the 2005 Storm Water Master Plan. Projects that provide for groundwater recharge are fundable through a variety of programs

1. Van Ness-Washington Street Storm Drain Pipeline

- Install a major storm drain pipeline on Van Ness and Washington Street between Coalinga Street and Elm Avenue. The project will reduce or eliminate flooding and potential damage to existing homes and businesses.
- Estimated Cost: \$2,000,000
 - 💰 **FUNDING WATCH:** Community Development Block Grant, California Natural Resources Agency Urban Flood Prevention Grant: Department of Water Resources Stormwater Grant Program; Prop. 1 Stormwater Grant Program), Urban Streams Restoration.

E. Sewer/Recycled Water

1. Water Treatment Facility Upgrades for Tertiary Treatment

- The City's Wastewater Treatment Facility is operating well with sufficient capacity. Future plans may include upgrading the facility to provide for additional treatment that will produce reclaimed water suitable for irrigation use.
- Estimated Cost: to be determined.
 - 💰 **FUNDING WATCH:** Department of Water Resources Clean Water State Revolving Loan Fund, in conjunction with Green Project Reserve for Loan Forgiveness; and U.S. Bureau of Reclamation WaterSMART Title XVI (requires a congressional authorization).

F. Parks and Recreation

1. Sandalwood and Centennial Park Needs


- Shade Sails over play structures, sprinkling system upgrades for smart irrigation, mulch replacement.
- Estimated Cost: to be determined
 - 💰 **FUNDING WATCH:** Statewide Parks Program per capita allocations, Statewide Parks Program for Community Revitalization Cycle 4 (Competitive), CalRecycle Tire Derived Product (Rubber Mulch); U.S. Bureau of Reclamation WATERSMART grants (for irrigation system upgrades), Community Development Block Grants (program income or over-the-counter).




Sandalwood Park (pictured above) and Centennial Park could be enhanced with shade sails to mitigate summer heat in the play structure areas and with upgraded smart irrigation systems.

G. Public Safety (Police/Fire/EMS)

1. Fire Department Reserve Vehicle Shade Structure and Parking Lot Resurfacing

- Construct a shade structure for reserve vehicles that are not garaged indoors.
- Estimated Cost: to be determined
-  **FUNDING WATCH:** Community Development Block Grant, CA Natural Resources, Urban Greening (if the parking lot design included permeable pavement, landscaping, bioswales, and other “green” components).

2. Fire Department/Emergency Operation Center Generator

- The existing generator at the Fire Department is considered “obsolete” and parts are difficult to locate for reliable operations. Coalinga is in the process of moving its Emergency Operations Center to the Fire Department. Intermittent PG&E Public Safety Power Shutdowns also underscore Coalinga’s pressing need for emergency power generation.
- Estimated Cost: to be determined
-  **FUNDING WATCH:** Hazard Mitigation Grant Program, Cal OES Public Safety Power Shutdown Grant (possible recurring funding), Homeland Security Grant Program (via the County Operational Area).



The Fire Department generator is difficult to repair and maintain due to its age. A generator at the Fire Department and future Emergency Operation Center is critical. The City also has generator needs at City Hall and within the water system.

3. Police Hybrid Vehicle for Transport (not a Patrol Vehicle)

- The Police Department seeks funds for a new transport sedan to transport detainees to other jurisdictions, jails and court locations.
- Estimated Cost: to be determined
 - 💰 FUNDING WATCH: California Air Resources Board Clean Mobility Vouchers; San Joaquin Valley Air Quality Management District Public Benefit Grants.

4. Miscellaneous equipment, training, and staffing needs for Police and Fire

- Police and Fire have ongoing needs for Self-Contained Breathing Apparatus, Turn Out Gear, Body Worn Cameras, Radios, Training, Wellness/gym equipment, and staffing.
- Estimated Cost: to be determined
 - 💰 FUNDING WATCH: B&A will work with staff to evaluate recurring grant solicitations for competitive projects in these nationally competitive programs such as FEMA Assistance to Firefighters Grants and SAFER (Fire staffing), U.S. Department of Justice COPS programs, California Office of Traffic Safety.

Part 3

Upcoming and Ongoing Funding Opportunities

March 2020

Key: Level of Difficulty (LOD)	
Simple	A simple level of difficulty indicates an application that may take 8 hours or less to develop and can likely be accomplished “in-house” with City staff.
Medium	A medium level of difficulty indicates an application process that will take a more substantial effort. Working with staff to obtain project details, B&A hours to facilitate this level of application is typically 20-70 hours depending on the opportunity.
Complex	A complex level of difficulty indicates a VERY competitive opportunity, with a small success rate and intensive grant-development and positioning. 80-160 B&A hours are estimated to facilitate these types of applications.

The subsequent table provides valuable reference for upcoming and recurring grant programs. The list is not all-inclusive and contains a sampling of applicable grant applications that B&A tracks through regional, state, and federal systems.

Table 1 Grant Opportunities (sorted chronologically by known and estimated due dates)

No	Deadline & Department	Name of Grant	Agency	Source	Maximum Funding	Local Match	Notes
1	Expected Guidelines Released late March 2020 Expected Deadline June 15, 2020 Transportation	<p>Active Transportation Program. Purpose: to encourage increased use of active modes of transportation, such as biking and walking. Five Project Types:</p> <ul style="list-style-type: none"> • Large Project - \$7M to +10M total cost; <i>Infrastructure or Infrastructure + Non-Infrastructure.</i> • Medium Project - \$1.5M to \$7M total cost. <i>Infrastructure or Infrastructure + Non-Infrastructure.</i> • Small Project – up to \$1.5M total cost. <i>Infrastructure or Infrastructure + Non-Infrastructure.</i> • Non-Infrastructure Only. <i>Education, safety, programs, events, enforcement, assessments, etc.</i> • Plan. <i>Bike/Ped plan, Safe Routes to School Plan, Active Transportation Plan, etc.</i> <p>DAC PRIORITY: A minimum of 25% of the funds in the statewide competitive program must benefit disadvantaged communities.</p>	Caltrans	State	+ \$10 million	Not finalized.	<p>https://dot.ca.gov/programs/local-assistance/fed-and-state-programs/active-transportation-program/cycle5 Links to awards Cycle 4: https://catc.ca.gov/-/media/ctc-media/documents/programs/atp/2019-atp-successful-apps-v4-a11y.pdf LOD: Complex</p>
2	Ongoing Economic Development Public Works	<p>EDA Public Works and Economic Adjustment Assistance Program.</p> <ul style="list-style-type: none"> • Public Works: To help distressed communities build, design, or engineer critical infrastructure and facilities that will help implement regional development strategies and advance bottom-up economic development goals for regional prosperity. • Economic Adjustment Assistance (EAA): Support a wide range of construction and non-construction activities (including infrastructure, design and engineering, technical assistance, economic recovery strategies, and 	Economic Development Administration	Federal	FY2020 appropriation is not available; For FY2019, EDA was appropriated \$117.5 million for Public Works, \$37 million for EAA and \$30	Generally 50%	<p>https://www.eda.gov/funding-opportunities/ Success Rate: For the State of California in FY18, six Economic Adjustment Assistance awards were made in the amount of</p>

No	Deadline & Department	Name of Grant	Agency	Source	Maximum Funding	Local Match	Notes
		<p>capitalization or recapitalization of Revolving Loan Funds {RLF} in regions experiencing severe economic dislocations that may occur suddenly or over time.</p> <ul style="list-style-type: none"> Assistance to Coal Communities (ACC): EDA designates a portion of its EAA funding to support communities and regions that have been negatively impacted by changes in the coal economy. Strategy Grant: To develop, update, or refine a CEDS that alleviates long-term economic deterioration or a sudden and severe economic dislocation. 			million for ACC.		<p>\$5,630,037; six Public Works awards were given in the amount of \$17,810,338.</p> <p>LOD: Complex</p>
3	Ongoing Economic Development Public Works	<p>EDA Disaster Supplemental. To help communities and regions devise and implement long-term economic recovery strategies through a variety of non-construction and construction projects to address economic challenges in areas where a Presidential declaration of a major disaster was issued, under the Robert T. Stafford Disaster Relief and Emergency Assistance Act, as a result of Hurricanes Harvey, Irma, and Maria, and of wildfires and other natural disasters occurring in calendar year 2017.</p> <p>Eligible for activities related to disaster recovery, including economic recovery strategic planning grants and public works construction assistance.</p>	Economic Development Agency	Federal	Not stated.	50%	<p>https://www.eda.gov/programs/disaster-recovery/?utm_content=&utm_medium=email&utm_name=&utm_source=govdelivery&utm_term=</p> <p>LOD: Complex</p> <p>Link to ongoing, updating Awards Excel file: https://www.eda.gov/files/programs/disaster-recovery/supplemental/2018/Disaster-Supplemental-Awards.xlsx</p>

No	Deadline & Department	Name of Grant	Agency	Source	Maximum Funding	Local Match	Notes
4	First Come, First Served Stormwater	<p>VOUCHER: Stormwater for Direct Use Pilot Program. Direct-use projects capture local rainfall and stormwater runoff. The captured water is typically stored in an underground cistern and used to meet non-potable demands.</p> <ul style="list-style-type: none"> • New construction projects entail construction of a rain capture system and installation of metering equipment. • Retrofit projects entail an installation of metering equipment at existing project sites. 	Metropolitan Water District of Southern California	Regional	<p>Construction/Installation:</p> <ul style="list-style-type: none"> • Retrofit: up to \$100,000 of eligible costs • New construction : Up to \$440,000 of eligible costs 1:1 match required <p>Monitoring and Reporting:</p> <ul style="list-style-type: none"> • \$20,000/report 	<p>New construction is 1:1 match up to 440,000 of eligible costs.</p> <p>No match required for retrofit project.</p>	<p>http://www.mwdh2o.com/AboutYourWater/stormwater</p> <p>Success Rate: Unknown.</p> <p>LOD: Simple</p>
5	04/01/20 – 04/30/20 (tentative - first come, first served) GHG Reduction Transportation	<p>Clean Mobility Options for Disadvantaged Communities. For shared mobility projects (e.g. microtransit, bikesharing, carsharing, carpool/vanpool, innovative transit service, ride on demand service, etc)</p> <p>Voucher Program</p> <p>A Community Transportation Needs Assessment (CTNA) is required. An applicant can conduct this before applying for a mobility program, or an applicant can apply for funding for the CTNA, then apply for a mobility program in the next round.</p>	CA Air Resources Board	State	<p>\$1 million for mobility programs.</p> <p>\$50,000 for CTNA.</p>	TBD	<p>http://www.cleanmobilityoptions.org</p> <p>Presentation slides can be found here (January 2020 webinar) and here (February webinar).</p> <p>LOD: Unknown</p> <p>Library of Case Studies: http://www.cleanmobilityoptions.org/case-studies/</p>

No	Deadline & Department	Name of Grant	Agency	Source	Maximum Funding	Local Match	Notes
6	04/01/20 Interest form (required and non-binding) is due 02/11/20. Libraries	Shared Vision and Bringing The Library to You Grants. Eligible costs (not finalized or comprehensive): <ul style="list-style-type: none"> No major construction costs are allowed, but minor improvements specific to the project space, such as carpeting in one area, furniture, shelving, lighting, etc., or a privacy space build, are allowable Staffing costs can be included Programming costs are allowed, such as materials, supplies, minor equipment, and food when used to enhance full participation in the program Collection and resources are allowed Vehicles including uplift, interior and exterior improvements, and pop-up library equipment are allowed Travel (in-state except by approval) is allowed Project promotion/marketing costs are allowed. The California State Library should be acknowledged in your promotional materials. 	CA State Library	State	Most awards will be in the range of \$25,000 to \$250,000, though we may consider smaller or larger amounts (for example, in the case of a cooperative application) on a case-by-case basis.	The match will be based on your library's local income per capita level, or LIPC and is a percentage of funds requested: <ul style="list-style-type: none"> Level 1: 20% Level 2: 25% Level 3: 30% 	https://www.library.ca.gov/grants/shared-vision/ Success Rate: Unknown LOD: Unknown Search page for all LTSA awards: https://www.library.ca.gov/grants/library-services-technology-act/grant-awards/
7	04/02/20 Recycling	NEW: Household Hazardous Waste Grant Program (34). To fund construction projects that establishes new, expands, or upgrades HHW programs in California.	CalRecycle	State	\$250,000	Not required.	https://www.calrecycle.ca.gov/HomeHazWaste/grants/34thcycle LOD: Medium
8	04/03/20 Law Enforcement Public Health	NEW: Proposition 64 Public Health and Safety (PH&S) Grant Program. For grants to local governments to assist with law enforcement, fire protection, or other local programs addressing public health and safety associated with the implementation of the Control, Regulate and Tax Adult Use of	California Board of State and Community Corrections	State	\$1 million \$2 million for a collaborative application	Not required.	http://bscchomepageofh6i2avqeocm.usgovarizona.cloudapp.usgovcloudapi.net/proposition-64-

No	Deadline & Department	Name of Grant	Agency	Source	Maximum Funding	Local Match	Notes
	Youth Development	<p>Marijuana Act. There are four Project Purpose Areas (PPAs) for this program:</p> <ul style="list-style-type: none"> ○ Youth Development/Youth Prevention and Intervention. This is a mandatory component and all applicants are required to budget a minimum of 10 percent of requested grant funds for this area. ○ Public Health ○ Public Safety ○ Environmental Impacts 			composed of eligible local governments.		public-health-safety-grant-program/ LOD: Medium
9	05/18/20 Transportation	<p>NEW: BUILD. For capital investments in surface transportation infrastructure projects that will have a significant local or regional impact. Capital Projects: Highway, bridge or other road projects eligible under Title 23, United States Code; Public transportation projects eligible under Chapter 53 of Title 49, United States Code; Passenger and freight rail transportation projects; Port infrastructure and investments; and Intermodal Projects.</p> <p>Planning: dedicated funding for the planning, preparation, or design—including environmental analysis, feasibility studies, and other pre-construction activities--of eligible BUILD projects. In addition, eligible activities related to multidisciplinary projects or regional planning may include:</p> <ul style="list-style-type: none"> ○ Development of master, comprehensive or corridor plans; ○ Planning activities related to development of multimodal freight corridor; ○ Development of port and regional port planning grants; 	U.S. Department of Transportation	Federal	<p>Minimum: \$5 million (Except for projects located in rural areas the minimum award size is \$1 million). Maximum: \$25 million.</p> <p>Not more than \$100 million to a single State.</p>	20%	https://www.transportation.gov/BUILDgrants/about LOD: Complex

No	Deadline & Department	Name of Grant	Agency	Source	Maximum Funding	Local Match	Notes
10	07/01/20 OTC Housing Planning	<p>Local Early Action Planning Grant. Provides over-the-counter grants complemented with technical assistance to local governments for the preparation and adoption of planning documents, and process improvements that:</p> <ul style="list-style-type: none"> • Accelerate housing production • Facilitate compliance to implement the sixth-cycle Regional Housing Needs Assessment <p>Eligible activities</p> <ul style="list-style-type: none"> • Must demonstrate an increase in housing related planning activities and facilitate accelerated housing production. • May be part of a larger planning effort (e.g., a comprehensive zoning code update) if proposed activities have not been completed prior to the NOFA date, are distinct, and demonstrate a nexus to accelerating housing production. • Are not necessarily jurisdiction-wide and may include a smaller geography with a significant impact on housing production. • May include a variety of planning documents and processes • Establishing Pro-housing Policies. 	CA Housing and Community Development	State	<p>Min. funding: \$25,000</p> <p>Max funding Population less than 20,000 - \$65,000</p>	Not required.	<p>https://www.hcd.ca.gov/grants-funding/active-funding/leap.shtml#getfunding</p> <p>Success Rate: Unknown.</p> <p>LOD: Simple - Medium</p>
11	FY 2021 funding: October 14, 2020, at 4:00 p.m. MDT Water	<p>WaterSMART Drought Response Program: Drought Resiliency Projects Grant. Projects that will increase the reliability of water supplies; improve water management; and provide benefits for fish, wildlife, and the environment to mitigate impacts caused by drought. Eligible categories:</p> <p>Task A - Increasing the Reliability of Water Supplies through Infrastructure Improvements, such as system modifications or improvements; storing water and/or recharging groundwater supplies; developing alternative sources of water supply including water treatment.</p>	Bureau of Reclamation	Federal	Funding Group I: Up to \$300,000 per agreement for a project that can be completed within two years.	50% of the total project cost.	<p>http://www.usbr.gov/drought/</p> <p>Success Rate: 2019: 18 projects funded. 2018: 15 projects funded. 2017: 39 applications</p>

No	Deadline & Department	Name of Grant	Agency	Source	Maximum Funding	Local Match	Notes
		Task B - Projects to Improve Water Management through Decision Support Tools, Modeling, and Measurement such as developing water management and modeling tools; installing water measurement equipment and monitoring instrumentation devices; developing a water marketing tool or program that would provide a mechanism for willing participants to buy, sell, lease, or exchange water to avoid or reduce water conflicts. Task C - Projects that Provide Protection for Fish and Wildlife.			Funding Group II: Up to \$750,000 per agreement for a project that can be completed within three years.		received and 11 projects funded. Success rate: 28% LOD: Medium List of Awards: https://www.usbr.gov/drought/applications.html
12	Spring/Summer 2020 Parks	Statewide Park Per Capita Program. For local park rehabilitation, creation, and improvement grants to local governments on a per capita basis. Grant recipients are encouraged to utilize awards to rehabilitate existing infrastructure and to address deficiencies in neighborhoods lacking access to the outdoors. Applicants must submit an application to receive these allocation funds. All eligible applicants will be notified and webpage will be updated once allocations have been determined.	CA State Parks	State	Per capita allocation. Cities and eligible districts minimum allocation is \$200,000. Counties and Regional Park Districts minimum allocation is \$400,000.	20%	https://www.parks.ca.gov/?page_id=30095 LOD: Simple
13	2020 Parks	Recreational Infrastructure Revenue Enhancement Grant Program. Eligible Projects: Funds must be spent on projects aimed at improving or enhancing local or regional park infrastructure for the purposes of the revenue enhancement measure.	CA State Parks	State	Grants will be awarded proportionally based on populations served, with a minimum	TBD	https://www.parks.ca.gov/?page_id=30162 LOD: undetermined

No	Deadline & Department	Name of Grant	Agency	Source	Maximum Funding	Local Match	Notes
		<p>UPDATE: Agencies need to provide information on whether they passed a revenue enhancement measure between November 1, 2012 and November 30, 2018 and wish to participate in the program, then need to respond by February 2020.</p> <p>https://www.parks.ca.gov/pages/1008/files/FINAL_RIRE_Eligibility_Solicitation_Questionnaire_Memo_1.13.20.pdf</p>			award of \$250,000.		
14	2020 Stormwater	<p>Urban Stormwater and Waterways Improvement. For low-impact, multi benefit projects in urbanized areas to address flooding (e.g., stormwater capture and reuse, restoration of urban streams and watersheds and increasing permeable surfaces to help reduce flooding).</p>	CA Natural Resources Agency	State	TBD	TBD	<p>https://resources.ca.gov/CNRALegacyFiles/grants/wp-content/uploads/2018/09/Funding-Summary.pdf</p> <p>LOD: Complex</p>
15	<p>Guidelines expected March 25, 2020.</p> <p>Deadline expected June 12, 2020.</p> <p>Transportation</p>	<p>Local Partnership Program (Competitive). The Local Partnership Program provides funding to local and regional agencies to improve:</p> <ul style="list-style-type: none"> • Aging Infrastructure • Road Conditions • Active Transportation • Health and Safety Benefits <p>The Local Partnership Program funds are distributed through a 50% statewide competitive component and a 50% formula component. Competitive: Jurisdictions with voter approved taxes, tolls, and fees, or with imposed fees dedicated solely to transportation.</p>	CA Transportation Commission	State	<p>Two groups: Jurisdictions with voter-approved taxes, tolls, or fees; and jurisdictions with only imposed fees. Minimum competitive funding:</p> <ul style="list-style-type: none"> • Cat. I (pop. ≥ 1,500,000): \$5,000,000. 	<p>Projects will require at least a one-to-one match of private, local, federal, or state funds except jurisdictions with a voter approved tax or fee which generates less than \$100,000 annually need only provide a match equal to 50% of the requested funds.</p>	<p>https://catc.ca.gov/programs/sb1/local-partnership-program</p> <p>Link to June 2019 Quarterly Report with approved projects included: https://catc.ca.gov/-/media/ctc-media/documents/ctc-meetings/2019/2019-10/57-3-12.pdf</p>

No	Deadline & Department	Name of Grant	Agency	Source	Maximum Funding	Local Match	Notes
					<ul style="list-style-type: none"> • Cat. II (pop. 700,000 - 1,499,999): \$3,000,000. • Cat.III (pop. 300,000 - 699,999): \$2,000,000. • Cat.IV (pop. 100,000 - 299,999): \$1,000,000. Category V (pop. <100,000): No minimum.		LOD: Medium